



The Vintage Sports-Car Club

BOULOGNE TROPHY RACE FOR VINTAGE RACING CARS (VSCC SET 1)

RESULT - RACE 6

Pl	No	Cl	Name	Car	Laps	Time	Behind	MPH	Best Lap on	MPH	Handicap
1	9		Tom WALKER	Amilcar-Hispano Special	9	12:04.74		74.21	1:18.28	2	76.34
2	15		Tony LEES	AC/GN Cognac	9	12:05.41	0.67	74.14	1:18.25	2	76.37
3	101		Charles GILLET	Frazer Nash Super Sports	9	12:05.90	1.16	74.09	1:18.36	2	76.26
4	103		Jonathan COBB	Frazer Nash Ford	9	12:06.48	1.74	74.03	1:18.80	3	75.84 17.28
5	102		Justin MAEERS	GN Parker	9	12:06.66	1.92	74.02	1:18.98	5	75.66 15.84 *
6	18		Duncan WOOD	Morgan Super Aero	9	12:23.33	18.59	72.36	1:20.50	2	74.24 18.83
7	25		Richard SCALDWELL	GN/JAP Grand Prix	9	12:38.73	33.99	70.89	1:21.71	9	73.14 23.34
8	17		Gary CAROLINE	Morgan Super Aero	9	12:40.76	36.02	70.70	1:22.40	6	72.52 19.16
9	26		Charlie MARTIN	Morgan Special	9	12:43.69	38.95	70.43	1:22.41	3	72.52 22.00
10	16		Chris HUDSON	Bugatti T35B	9	12:53.81	49.07	69.51	1:24.09	6	71.07 17.00
11	46		James RICKETTS	Riley 9 Monoposto	9	13:17.27	1:12.53	67.46	1:26.63	5	68.98 17.60
12	47		Christopher BATTY	Frazer Nash Super Sports	8	12:13.44	1 Lap	65.18	1:29.56	6	66.73 16.96
13	45		Hughie WALKER	Martyr Frazer Nash Spl	8	12:15.07	1 Lap	65.04	1:28.68	7	67.39 25.63
14	205		Mark WALKER	GN Thunderbug	8	12:17.96	1 Lap	64.78	1:28.90	8	67.22 26.76
15	113		Tom WATERFIELD	Austin 7 Special	8	12:18.41	1 Lap	64.74	1:28.35	8	67.64 31.61
16	60		David SAY	Morgan Super Aero	8	13:15.47	1 Lap	60.10	1:35.75	8	62.41 29.47
17	37		Ralf EMMERLING	Riley Brooklands	8	13:16.36	1 Lap	60.03	1:37.31	8	61.41 17.88

Fastest Lap

15 Tony LEES AC/GN Cognac 1:18.25 2 76.37

Start Time : 15:06

Oulton Park

18 Jul 15 15:20


Clerk of Course:

Time Issued:


Chief Timekeeper:

THESE RESULTS ARE PROVISIONAL UNTIL THE CONCLUSION OF ANY JUDICIAL AND TECHNICAL MATTERS

HS Sports Timing and Results Systems - Results and Lap Times at www.hssports.co.uk




RACE GRID



BOULOGNE TROPHY RACE FOR VINTAGE RACING CARS (VSCC SET 1)

RACE 6

ROW 10			
ROW 9	60 01:38.460 David SAY		
ROW 8		205 01:32.120 Mark WALKER	37 01:34.820 Ralf EMMERLING
ROW 7	45 01:31.620 Hughie WALKER		47 01:31.790 Christopher BATTY
ROW 6		46 01:28.930 James RICKETTS	113 01:29.010 Tom WATERFIELD
ROW 5	16 01:27.710 Chris HUDSON		25 01:28.520 Richard SCALDWELL
ROW 4		9 01:25.540 Tom WALKER	17 01:26.770 Gary CAROLINE
ROW 3	102 01:23.920 Justin MAEERS		26 01:24.610 Charlie MARTIN
ROW 2		103 01:21.910 Jonathan COBB	18 01:22.800 Duncan WOOD
ROW 1	15 01:19.170 Tony LEES		101 01:19.210 Charles GILLETT
POLE			
			

MULOGNE TROPHY RACE FOR VINTAGE RACING CARS (VSCC SET)

LAP TIMES - RACE 6

9	Tom WALKER										
	Lap	1	2	3	4	5	6	7	8	9	10
	1	1:20.83	1:18.28	1:18.30	1:20.87	1:20.49	1:20.68	1:19.59	1:21.30	1:20.28	
15	Tony LEES										
	Lap	1	2	3	4	5	6	7	8	9	10
	1	1:23.78	1:18.25	1:19.83	1:20.08	1:20.01	1:19.91	1:19.92	1:20.55	1:21.03	
16	Chris HUDSON										
	Lap	1	2	3	4	5	6	7	8	9	10
	1	1:31.01	1:24.20	1:24.52	1:24.30	1:24.68	1:24.09	1:24.99	1:25.63	1:25.87	
17	Gary CAROLINE										
	Lap	1	2	3	4	5	6	7	8	9	10
	1	1:28.13	1:22.66	1:23.68	1:22.75	1:24.14	1:22.40	1:24.06	1:23.85	1:24.12	
18	Duncan WOOD										
	Lap	1	2	3	4	5	6	7	8	9	10
	1	1:25.37	1:20.50	1:21.54	1:20.81	1:20.96	1:21.89	1:22.45	1:22.48	1:23.67	
25	Richard SCALDWELL										
	Lap	1	2	3	4	5	6	7	8	9	10
	1	1:28.46	1:23.82	1:24.39	1:22.23	1:23.62	1:23.98	1:23.18	1:22.63	1:21.71	
26	Charlie MARTIN										
	Lap	1	2	3	4	5	6	7	8	9	10
	1	1:30.19	1:23.11	1:22.41	1:22.81	1:24.09	1:23.05	1:24.63	1:24.03	1:25.15	
37	Ralf EMMERLING										
	Lap	1	2	3	4	5	6	7	8	9	10
	1	1:39.56	1:39.08	1:39.64	1:40.19	1:39.02	1:37.60	1:37.51	1:37.31		
45	Hughie WALKER										
	Lap	1	2	3	4	5	6	7	8	9	10
	1	1:34.18	1:33.74	1:29.61	1:29.50	1:31.30	1:30.54	1:28.68	1:32.22		
46	James RICKETTS										
	Lap	1	2	3	4	5	6	7	8	9	10
	1	1:32.52	1:27.92	1:27.51	1:27.10	1:26.63	1:27.81	1:27.28	1:27.50	1:27.67	
47	Christopher BATTY										
	Lap	1	2	3	4	5	6	7	8	9	10
	1	1:34.95	1:30.81	1:29.80	1:30.03	1:30.98	1:29.56	1:29.70	1:32.02		
60	David SAY										
	Lap	1	2	3	4	5	6	7	8	9	10
	1	1:38.75	1:38.90	1:39.75	1:38.88	1:40.31	1:39.36	1:36.07	1:35.75		
101	Charles GILLETT										
	Lap	1	2	3	4	5	6	7	8	9	10
	1	1:22.63	1:18.36	1:21.01	1:20.38	1:18.77	1:20.36	1:19.55	1:23.02	1:19.76	

102 Justin MAEERS

Lap	1	2	3	4	5	6	7	8	9	10
1	1:24.31	1:19.94	1:19.57	1:19.63	1:18.98	1:19.63	1:19.79	1:20.86	1:20.17	

103 Jonathan COBB

Lap	1	2	3	4	5	6	7	8	9	10
1	1:23.99	1:18.91	1:18.80	1:20.68	1:20.06	1:19.47	1:19.93	1:20.28	1:21.30	

113 Tom WATERFIELD

Lap	1	2	3	4	5	6	7	8	9	10
1	1:41.54	1:31.96	1:30.90	1:29.52	1:28.96	1:30.99	1:30.66	1:28.35		

205 Mark WALKER

Lap	1	2	3	4	5	6	7	8	9	10
1	1:38.54	1:30.43	1:30.49	1:30.59	1:31.49	1:31.33	1:30.12	1:28.90		

Lap Chart

BOULOGNE TROPHY RACE FOR VINTAGE RACING CARS (VSCC SET 1) - RACE 6

Lap 1		Lap 2		Lap 3		Lap 4		Lap 5		Lap 6		Lap 7		Lap 8		Lap 9		Lap 10	
No	Time	No	Time	No	Time	No	Time	No	Time	No	Time	No	Time	No	Time	No	Time	No	Time
101	1:24.69	101	2:43.05	9	4:01.53	9	5:22.40	9	6:42.89	9	8:03.57	101	9:23.12	15	10:44.38	9	12:04.74		
9	1:24.95	9	2:43.23	15	4:03.91	15	5:23.99	101	6:43.21	101	8:03.57	9	9:23.16	9	10:44.46	15	12:05.41		
15	1:25.83	15	2:44.08	101	4:04.06	101	5:24.44	60	6:43.98 *1	15	8:03.91	15	9:23.83	103	10:45.18	101	12:05.90		
103	1:27.05	103	2:45.96	103	4:04.76	103	5:25.44	15	6:44.00	103	8:04.97	103	9:24.90	101	10:46.14	103	12:06.48		
102	1:28.09	102	2:48.03	102	4:07.60	102	5:27.23	37	6:44.92 *1	102	8:05.84	102	9:25.63	102	10:46.49	102	12:06.66		
18	1:29.03	18	2:49.53	18	4:11.07	18	5:31.88	103	6:45.50	18	8:14.73	18	9:37.18	205	10:49.06 *1	47	12:13.44 *1		
17	1:33.10	17	2:55.76	17	4:19.44	17	5:42.19	102	6:46.21	37	8:23.94 *1	17	9:52.79	113	10:50.06 *1	45	12:15.07 *1		
25	1:33.17	25	2:56.99	26	4:19.93	26	5:42.74	18	6:52.84	60	8:24.29 *1	25	9:54.39	18	10:59.66	205	12:17.96 *1		
26	1:34.41	26	2:57.52	25	4:21.38	25	5:43.61	17	7:06.33	17	8:28.73	26	9:54.51	17	11:16.64	113	12:18.41 *1		
16	1:35.53	16	2:59.73	16	4:24.25	16	5:48.55	26	7:06.83	26	8:29.88	37	10:01.54 *1	25	11:17.02	18	12:23.33		
46	1:37.85	46	3:05.77	46	4:33.28	46	6:00.38	25	7:07.23	25	8:31.21	16	10:02.31	26	11:18.54	25	12:38.73		
45	1:39.48	47	3:11.35	47	4:41.15	47	6:11.18	16	7:13.23	16	8:37.32	60	10:03.65 *1	16	11:27.94	17	12:40.76		
47	1:40.54	45	3:13.22	45	4:42.83	45	6:12.33	46	7:27.01	46	8:54.82	46	10:22.10	37	11:39.05 *1	26	12:43.69		
205	1:44.61	205	3:15.04	205	4:45.53	205	6:16.12	47	7:42.16	47	9:11.72	47	10:41.42	60	11:39.72 *1	16	12:53.81		
37	1:46.01	113	3:19.03	113	4:49.93	113	6:19.45	45	7:43.63	45	9:14.17	45	10:42.85	46	11:49.60	60	13:15.47 *1		
60	1:46.45	37	3:25.09	37	5:04.73			205	7:47.61	205	9:18.94					37	13:16.36 *1		
113	1:47.07	60	3:25.35	60	5:05.10			113	7:48.41	113	9:19.40					46	13:17.27		