

BRITISH HISTORIC RACING

CADWELL PARK RESULTS

29th / 30th September 2018

RESULTS BY



**HS Sports Ltd
Kinetic House, Varey Road
Congleton, Cheshire CW12 1UW
Tel. +44 (0)1260 275708
Fax +44 (0)1260 295625
www.hssports.co.uk**

BRITISH HISTORIC RACING

EVENTS 2, 3, 5, 14 & 23

RESULT - RACE 1

PI	No	Evt	Name	Machine	Laps	Time	Behind	MPH	Best Lap on	MPH
1	60	5	Richard HAWKINS	Ducati MKIII 349	5	9:35.56		68.18	1:53.27	2 69.29
2	100	3	Andy HUNT	Ducati Steelcraft 250	5	9:52.65	17.09	66.21	1:56.95	2 67.11
3	84	5	Peter CARROLL	Aermacchi Metisse 350	5	10:12.97	37.41	64.02	1:58.35	5 66.31
4	94	3	Geoff MILLS	Ducati Harrison 250	5	10:13.36	37.80	63.98	1:58.34	5 66.32
5	56	3	Matthew HEBB	Ducati MKIII 250	5	10:15.84	40.28	63.72	2:00.90	5 64.91
6	57	5	Jack SCRIVENER	Aermacchi Drixton 350	5	10:23.00	47.44	62.99	2:01.14	2 64.78
7	142	5	Steve HANDS	BSA Goldstar 350	5	10:24.14	48.58	62.87	2:01.67	4 64.50
8	290	5	Paul MEADOWS	BSA B40 350	5	10:29.60	54.04	62.33	2:02.78	5 63.92
9	4	3	Ian HENSHAW	Royal Enfield Crusader	5	10:29.65	54.09	62.32	2:00.47	2 65.14
10	33	3	Mike POWELL	Royal Enfield GPS 250	5	10:34.20	58.64	61.87	2:00.92	3 64.90
11	148	23	Reg SQUIRE	Honda RS 125	5	10:56.00	1:20.44	59.82	2:06.03	4 62.27
12	248	3	Andrew PIGGOTT	Ducati MKIII 250	5	11:01.79	1:26.23	59.29	2:08.65	4 61.00
13	258	14	Darin MILLS	Suzuki T20 249	5	11:05.34	1:29.78	58.98	2:09.85	5 60.44
14	24	3	Joao QUINTANEIRO	Royal Enfield Crusader	5	11:05.88	1:30.32	58.93	2:09.61	5 60.55
15	259	3	Richard BOOL	Ducati MKI 250	5	11:11.75	1:36.19	58.41	2:09.62	2 60.55
16	295	MZ	Charles OLLIS	MZ Supa5 250	4	9:51.06	1 Lap	53.11	2:19.78	4 56.15
17	231	MZ	Philip SMITH	MZ TZ 250/1	4	10:25.25	1 Lap	50.21	2:33.05	4 51.28

Not-Classified

129			Charles DAVIES	Honda CB450	1	2:10.30	DNF	60.23		0 0.00
-----	--	--	----------------	-------------	---	---------	-----	-------	--	--------

Fastest Lap

60	5		Richard HAWKINS	Ducati MKIII 349					1:53.27	2 69.29
----	---	--	-----------------	------------------	--	--	--	--	---------	---------

Start Time : 11:25

Cadwell Park

29 Sep 18 11:51

Clerk of Course :

Time Issued :

Chief Timekeeper : Graham Marshall

THESE RESULTS ARE PROVISIONAL UNTIL THE CONCLUSION OF ANY JUDICIAL AND TECHNICAL MATTERS

HS Sports Timing and Results Systems - Results and Lap Times at www.hssports.co.uk



RESULT - RACE 1 - EVENT 14

Pl	No	Evt	Name	Machine	Laps	Time	MPH	Best Lap on	MPH
1	258	14	Darin MILLS	Suzuki T20 249	5	11:05.34	58.98	2:09.85	5 60.44

Fastest Lap

258	14	Darin MILLS	Suzuki T20 249	2:09.85	5	60.44
-----	----	-------------	----------------	---------	---	-------

Start Time : 11:25

Cadwell Park

29 Sep 18 11:51

Clerk of Course :

Time Issued :

Chief Timekeeper : Graham Marshall

THESE RESULTS ARE PROVISIONAL UNTIL THE CONCLUSION OF ANY JUDICIAL AND TECHNICAL MATTERS

HS Sports Timing and Results Systems - Results and Lap Times at www.hssports.co.uk



RESULT - RACE 1 - EVENT 23

PI	No	Evt	Name	Machine	Laps	Time	MPH	Best Lap on	MPH
1	148	23	Reg SQUIRE	Honda RS 125	5	10:56.00	59.82	2:06.03	4 62.27

Fastest Lap

148	23	Reg SQUIRE	Honda RS 125	2:06.03	4	62.27
-----	----	------------	--------------	---------	---	-------

Start Time : 11:25

Cadwell Park

29 Sep 18 11:51

Clerk of Course :

Time Issued :

Chief Timekeeper : Graham Marshall

THESE RESULTS ARE PROVISIONAL UNTIL THE CONCLUSION OF ANY JUDICIAL AND TECHNICAL MATTERS

HS Sports Timing and Results Systems - Results and Lap Times at www.hssports.co.uk



RESULT - RACE 1 - EVENT 3

Pl	No	Evt	Name	Machine	Laps	Time	MPH	Best Lap on	MPH
1	100	3	Andy HUNT	Ducati Steelcraft 250	5	9:52.65	66.21	1:56.95	2 67.11
2	94	3	Geoff MILLS	Ducati Harrison 250	5	10:13.36	63.98	1:58.34	5 66.32
3	56	3	Matthew HEBB	Ducati MKIII 250	5	10:15.84	63.72	2:00.90	5 64.91
4	4	3	Ian HENSHAW	Royal Enfield Crusader	5	10:29.65	62.32	2:00.47	2 65.14
5	33	3	Mike POWELL	Royal Enfield GPS 250	5	10:34.20	61.87	2:00.92	3 64.90
6	248	3	Andrew PIGGOTT	Ducati MKIII 250	5	11:01.79	59.29	2:08.65	4 61.00
7	24	3	Joao QUINTANEIRO	Royal Enfield Crusader	5	11:05.88	58.93	2:09.61	5 60.55
8	259	3	Richard BOOL	Ducati MKI 250	5	11:11.75	58.41	2:09.62	2 60.55

Fastest Lap

100	3	Andy HUNT	Ducati Steelcraft 250	1:56.95	2	67.11
-----	---	-----------	-----------------------	---------	---	-------

Start Time : 11:25

Cadwell Park

29 Sep 18 11:51

Clerk of Course :

Time Issued :

Chief Timekeeper : Graham Marshall

THESE RESULTS ARE PROVISIONAL UNTIL THE CONCLUSION OF ANY JUDICIAL AND TECHNICAL MATTERS

HS Sports Timing and Results Systems - Results and Lap Times at www.hssports.co.uk

BRITISH HISTORIC RACING

RESULT - RACE 1 - EVENT 5

Pl	No	Evt	Name	Machine	Laps	Time	MPH	Best Lap on	MPH
1	60	5	Richard HAWKINS	Ducati MKIII 349	5	9:35.56	68.18	1:53.27	2 69.29
2	84	5	Peter CARROLL	Aermacchi Metisse 350	5	10:12.97	64.02	1:58.35	5 66.31
3	57	5	Jack SCRIVENER	Aermacchi Drixton 350	5	10:23.00	62.99	2:01.14	2 64.78
4	142	5	Steve HANDS	BSA Goldstar 350	5	10:24.14	62.87	2:01.67	4 64.50
5	290	5	Paul MEADOWS	BSA B40 350	5	10:29.60	62.33	2:02.78	5 63.92

Fastest Lap

60	5	Richard HAWKINS	Ducati MKIII 349	1:53.27	2	69.29
----	---	-----------------	------------------	---------	---	-------

Start Time : 11:25

Cadwell Park

29 Sep 18 11:51

Clerk of Course :

Time Issued :

Chief Timekeeper : Graham Marshall

THESE RESULTS ARE PROVISIONAL UNTIL THE CONCLUSION OF ANY JUDICIAL AND TECHNICAL MATTERS

HS Sports Timing and Results Systems - Results and Lap Times at www.hssports.co.uk

BRITISH HISTORIC RACING

RESULT - RACE 1 - EVENT MZ

PI	No	Evt	Name	Machine	Laps	Time	MPH	Best Lap on	MPH
1	295	MZ	Charles OLLIS	MZ Supa5 250	4	9:51.06	53.11	2:19.78	4 56.15
2	231	MZ	Philip SMITH	MZ TZ 250/1	4	10:25.25	50.21	2:33.05	4 51.28

Fastest Lap

295 MZ Charles OLLIS MZ Supa5 250 2:19.78 4 56.15

Start Time : 11:25

Cadwell Park

29 Sep 18 11:51

Clerk of Course :

Time Issued :

Chief Timekeeper : Graham Marshall

THESE RESULTS ARE PROVISIONAL UNTIL THE CONCLUSION OF ANY JUDICIAL AND TECHNICAL MATTERS

HS Sports Timing and Results Systems - Results and Lap Times at www.hssports.co.uk

BRITISH HISTORIC RACING

EVENTS 1, 6 & 14

RESULT - RACE 2

PI	No	Evt	Name	Machine	Laps	Time	Behind	MPH	Best Lap on	MPH
1	38	14	Oliver BINGHAM	Yamaha SR500	5	9:27.94		69.09	1:49.69	5 71.55
2	77	6	Mike SMITH	Rob North BSA Rocket 3	5	9:28.18	0.24	69.06	1:50.35	5 71.12
3	34	14	James MORALEE	Honda K4 350	5	9:28.39	0.45	69.04	1:50.22	5 71.20
4	174	14	Jamie O'BRIEN	Yamaha YRS 410	5	9:38.60	10.66	67.82	1:52.87	4 69.53
5	262	14	Daniel PRITCHARD	Suzuki T500	5	9:39.26	11.32	67.74	1:52.12	4 70.00
6	129	14	Charles DAVIES	Ducati Monza 250	5	9:40.51	12.57	67.60	1:52.64	4 69.67
7	84	14	Peter CARROLL	Honda CB500F	5	9:41.91	13.97	67.43	1:54.19	2 68.73
8	391	14	Mark ROXBROUGH ©	Honda CB350 K4	5	9:44.93	16.99	67.08	1:53.50	4 69.15
9	272	14	David MARTIN	Honda 500/4	5	9:50.53	22.59	66.45	1:55.47	3 67.97
10	108	14	Andrew WIDDOWSON	Honda GP45	5	10:01.49	33.55	65.24	1:57.99	2 66.51
11	286	6	James FIXTER	Triumph Trident 750	5	10:17.28	49.34	63.57	2:01.56	2 64.56
12	59	6	David HEBB	Norton Manx 400	5	10:26.36	58.42	62.65	2:03.06	2 63.77
13	87	14	Shaun MULLIGAN	Yamaha SR500	5	10:38.77	1:10.83	61.43	2:04.11	5 63.23
14	24	14	Joao QUINTANEIRO	Yamaha SR500	5	10:40.00	1:12.06	61.31	2:05.00	5 62.78
15	101	14	Gary WIDDOWSON	Suzuki GSX 430	5	10:41.16	1:13.22	61.20	2:05.53	3 62.52
16	110	6	Tony RAYNOR	Matchless G50	5	10:41.67	1:13.73	61.15	2:05.27	4 62.65
17	143	14	Stefan DILLEY	Honda CB450	5	11:00.39	1:32.45	59.42	2:09.33	4 60.68
18	115	1	Roger MOSS	Scott Flying Squirrel	5	11:26.40	1:58.46	57.17	2:13.87	5 58.62
19	100	1	Andy HUNT	Cotton Jap 500	4	9:52.50	1 Lap	52.98	2:26.61	2 53.53
20	190	1	Tony GREEN	Velocette Mac 350	4	9:57.21	1 Lap	52.56	2:26.06	3 53.73
21	48	1	Alan LEWIS	Norton CSI 490	4	10:16.22	1 Lap	50.94	2:31.51	3 51.80
22	49	1	Simon LEWIS	Triumph Twin 500	4	10:16.24	1 Lap	50.94	2:30.77	2 52.05
Not-Classified										
209	6		Mick BALDWIN	AJS 7R 349	3	6:31.00	DNF	60.21	2:05.64	3 62.46
142	6		Steve HANDS	BSA Manx Goldstar 500	1	2:09.41	DNF	60.64		0 0.00
229	14		Robert BEVAN	Honda XL 500	0		Starter			
Fastest Lap										
38	14		Oliver BINGHAM	Yamaha SR500				1:49.69	5	71.55

Start Time : 12:02

Cadwell Park

29 Sep 18 12:20

Clerk of Course :

Time Issued :

Chief Timekeeper : Graham Marshall

THESE RESULTS ARE PROVISIONAL UNTIL THE CONCLUSION OF ANY JUDICIAL AND TECHNICAL MATTERS

HS Sports Timing and Results Systems - Results and Lap Times at www.hssports.co.uk

BRITISH HISTORIC RACING

RESULT - RACE 2 - EVENT 1

Pl	No	Evt	Name	Machine	Laps	Time	MPH	Best Lap on	MPH
1	115	1	Roger MOSS	Scott Flying Squirrel	5	11:26.40	57.17	2:13.87	5 58.62
2	100	1	Andy HUNT	Cotton Jap 500	4	9:52.50	52.98	2:26.61	2 53.53
3	190	1	Tony GREEN	Velocette Mac 350	4	9:57.21	52.56	2:26.06	3 53.73
4	48	1	Alan LEWIS	Norton CSI 490	4	10:16.22	50.94	2:31.51	3 51.80
5	49	1	Simon LEWIS	Triumph Twin 500	4	10:16.24	50.94	2:30.77	2 52.05

Fastest Lap

115	1	Roger MOSS	Scott Flying Squirrel	2:13.87	5	58.62
-----	---	------------	-----------------------	---------	---	-------

Start Time : 12:02

Cadwell Park

29 Sep 18 12:20

Clerk of Course :

Time Issued :

Chief Timekeeper : Graham Marshall

THESE RESULTS ARE PROVISIONAL UNTIL THE CONCLUSION OF ANY JUDICIAL AND TECHNICAL MATTERS

HS Sports Timing and Results Systems - Results and Lap Times at www.hssports.co.uk

BRITISH HISTORIC RACING

RESULT - RACE 2 - EVENT 14

PI	No	Evt	Name	Machine	Laps	Time	MPH	Best Lap on	MPH
1	38	14	Oliver BINGHAM	Yamaha SR500	5	9:27.94	69.09	1:49.69	5 71.55
2	34	14	James MORALEE	Honda K4 350	5	9:28.39	69.04	1:50.22	5 71.20
3	174	14	Jamie O'BRIEN	Yamaha YRS 410	5	9:38.60	67.82	1:52.87	4 69.53
4	262	14	Daniel PRITCHARD	Suzuki T500	5	9:39.26	67.74	1:52.12	4 70.00
5	129	14	Charles DAVIES	Ducati Monza 250	5	9:40.51	67.60	1:52.64	4 69.67
6	84	14	Peter CARROLL	Honda CB500F	5	9:41.91	67.43	1:54.19	2 68.73
7	391	14	Mark ROXBROUGH ©	Honda CB350 K4	5	9:44.93	67.08	1:53.50	4 69.15
8	272	14	David MARTIN	Honda 500/4	5	9:50.53	66.45	1:55.47	3 67.97
9	108	14	Andrew WIDDOWSON	Honda GP45	5	10:01.49	65.24	1:57.99	2 66.51
10	87	14	Shaun MULLIGAN	Yamaha SR500	5	10:38.77	61.43	2:04.11	5 63.23
11	24	14	Joao QUINTANEIRO	Yamaha SR500	5	10:40.00	61.31	2:05.00	5 62.78
12	101	14	Gary WIDDOWSON	Suzuki GSX 430	5	10:41.16	61.20	2:05.53	3 62.52
13	143	14	Stefan DILLEY	Honda CB450	5	11:00.39	59.42	2:09.33	4 60.68

Not-Classified

229 14 Robert BEVAN Honda XL 500 0 Starter

Fastest Lap

38 14 Oliver BINGHAM Yamaha SR500 1:49.69 5 71.55

Start Time : 12:02

Cadwell Park

29 Sep 18 12:20

Clerk of Course :

Time Issued :

Chief Timekeeper : Graham Marshall

THESE RESULTS ARE PROVISIONAL UNTIL THE CONCLUSION OF ANY JUDICIAL AND TECHNICAL MATTERS

HS Sports Timing and Results Systems - Results and Lap Times at www.hssports.co.uk

BRITISH HISTORIC RACING

RESULT - RACE 2 - EVENT 6

Pl	No	Evt	Name	Machine	Laps	Time	MPH	Best Lap on	MPH
1	77	6	Mike SMITH	Rob North BSA Rocket 3	5	9:28.18	69.06	1:50.35	5 71.12
2	286	6	James FIXTER	Triumph Trident 750	5	10:17.28	63.57	2:01.56	2 64.56
3	59	6	David HEBB	Norton Manx 400	5	10:26.36	62.65	2:03.06	2 63.77
4	110	6	Tony RAYNOR	Matchless G50	5	10:41.67	61.15	2:05.27	4 62.65
<u>Not-Classified</u>									
209	6		Mick BALDWIN	AJS 7R 349	3	6:31.00	DNF	60.21	2:05.64 3 62.46
142	6		Steve HANDS	BSA Manx Goldstar 500	1	2:09.41	DNF	60.64	0 0.00
<u>Fastest Lap</u>									
77	6		Mike SMITH	Rob North BSA Rocket 3				1:50.35	5 71.12

Start Time : 12:02

Cadwell Park

29 Sep 18 12:20

Clerk of Course :

Time Issued :

Chief Timekeeper : Graham Marshall

THESE RESULTS ARE PROVISIONAL UNTIL THE CONCLUSION OF ANY JUDICIAL AND TECHNICAL MATTERS

HS Sports Timing and Results Systems - Results and Lap Times at www.hssports.co.uk

EVENTS 1, 6 & 14

LAP TIMES - RACE 2

24	Joao QUINTANEIRO										
	Lap	1	2	3	4	5	6	7	8	9	10
	1	2:12.20	2:08.56	2:06.97	2:07.27	2:05.00					
34	James MORALEE										
	Lap	1	2	3	4	5	6	7	8	9	10
	1	2:02.91	1:53.05	1:51.05	1:51.16	1:50.22					
38	Oliver BINGHAM										
	Lap	1	2	3	4	5	6	7	8	9	10
	1	2:02.32	1:53.32	1:50.98	1:51.63	1:49.69					
48	Alan LEWIS										
	Lap	1	2	3	4	5	6	7	8	9	10
	1	2:41.38	2:31.70	2:31.51	2:31.63						
49	Simon LEWIS										
	Lap	1	2	3	4	5	6	7	8	9	10
	1	2:39.51	2:30.77	2:33.98	2:31.98						
59	David HEBB										
	Lap	1	2	3	4	5	6	7	8	9	10
	1	2:09.14	2:03.06	2:04.41	2:05.28	2:04.47					
77	Mike SMITH										
	Lap	1	2	3	4	5	6	7	8	9	10
	1	2:03.89	1:52.77	1:50.68	1:50.49	1:50.35					
84	Peter CARROLL										
	Lap	1	2	3	4	5	6	7	8	9	10
	1	2:02.81	1:54.19	1:54.64	1:55.01	1:55.26					
87	Shaun MULLIGAN										
	Lap	1	2	3	4	5	6	7	8	9	10
	1	2:14.14	2:09.31	2:05.32	2:05.89	2:04.11					
100	Andy HUNT										
	Lap	1	2	3	4	5	6	7	8	9	10
	1	2:31.83	2:26.61	2:26.96	2:27.10						
101	Gary WIDDOWSON										
	Lap	1	2	3	4	5	6	7	8	9	10
	1	2:13.15	2:09.70	2:05.53	2:05.85	2:06.93					
108	Andrew WIDDOWSON										
	Lap	1	2	3	4	5	6	7	8	9	10
	1	2:02.04	1:57.99	1:58.49	1:59.92	2:03.05					
110	Tony RAYNOR										
	Lap	1	2	3	4	5	6	7	8	9	10
	1	2:15.90	2:08.90	2:05.90	2:05.27	2:05.70					

115	Roger MOSS										
	Lap	1	2	3	4	5	6	7	8	9	10
	1	2:25.43	2:16.38	2:15.67	2:15.05	2:13.87					
129	Charles DAVIES										
	Lap	1	2	3	4	5	6	7	8	9	10
	1	2:03.83	1:56.76	1:54.04	1:52.64	1:53.24					
142	Steve HANDS										
	Lap	1	2	3	4	5	6	7	8	9	10
	1	2:09.41									
143	Stefan DILLEY										
	Lap	1	2	3	4	5	6	7	8	9	10
	1	2:20.48	2:11.00	2:10.02	2:09.33	2:09.56					
174	Jamie O'BRIEN										
	Lap	1	2	3	4	5	6	7	8	9	10
	1	2:01.96	1:54.23	1:54.03	1:52.87	1:55.51					
190	Tony GREEN										
	Lap	1	2	3	4	5	6	7	8	9	10
	1	2:35.80	2:28.22	2:26.06	2:27.13						
209	Mick BALDWIN										
	Lap	1	2	3	4	5	6	7	8	9	10
	1	2:14.51	2:10.85	2:05.64							
262	Daniel PRITCHARD										
	Lap	1	2	3	4	5	6	7	8	9	10
	1	1:59.37	1:56.13	1:56.59	1:52.12	1:55.05					
272	David MARTIN										
	Lap	1	2	3	4	5	6	7	8	9	10
	1	2:04.53	1:56.09	1:55.47	1:55.67	1:58.77					
286	James FIXTER										
	Lap	1	2	3	4	5	6	7	8	9	10
	1	2:07.86	2:01.56	2:01.90	2:03.27	2:02.69					
391	Mark ROXBROUGH ©										
	Lap	1	2	3	4	5	6	7	8	9	10
	1	2:04.59	1:55.60	1:55.75	1:53.50	1:55.49					

Lap Chart

EVENTS 1, 6 & 14 - RACE 2

Lap 1		Lap 2		Lap 3		Lap 4		Lap 5		Lap 6		Lap 7		Lap 8		Lap 9		Lap 10	
No	Time	No	Time	No	Time	No	Time	No	Time	No	Time	No	Time	No	Time	No	Time	No	Time
262	1:59.37	262	3:55.50	38	5:46.62	77	7:37.83	38	9:27.94										
174	2:01.96	38	3:55.64	34	5:47.01	34	7:38.17	77	9:28.18										
108	2:02.04	34	3:55.96	77	5:47.34	38	7:38.25	34	9:28.39										
38	2:02.32	174	3:56.19	174	5:50.22	174	7:43.09	174	9:38.60										
84	2:02.81	77	3:56.66	84	5:51.64	262	7:44.21	262	9:39.26										
34	2:02.91	84	3:57.00	262	5:52.09	49	7:44.26 *1	129	9:40.51										
129	2:03.83	108	4:00.03	129	5:54.63	48	7:44.59 *1	84	9:41.91										
77	2:03.89	391	4:00.19	391	5:55.94	84	7:46.65	391	9:44.93										
272	2:04.53	129	4:00.59	272	5:56.09	129	7:47.27	272	9:50.53										
391	2:04.59	272	4:00.62	108	5:58.52	391	7:49.44	100	9:52.50 *1										
286	2:07.86	286	4:09.42	286	6:11.32	272	7:51.76	190	9:57.21 *1										
59	2:09.14	59	4:12.20	59	6:16.61	108	7:58.44	108	10:01.49										
142	2:09.41	24	4:20.76	24	6:27.73	286	8:14.59	48	10:16.22 *1										
24	2:12.20	101	4:22.85	101	6:28.38	59	8:21.89	49	10:16.24 *1										
101	2:13.15	87	4:23.45	87	6:28.77	101	8:34.23	286	10:17.28										
87	2:14.14	110	4:24.80	110	6:30.70	87	8:34.66	59	10:26.36										
209	2:14.51	209	4:25.36	209	6:31.00	24	8:35.00	87	10:38.77										
110	2:15.90	143	4:31.48	143	6:41.50	110	8:35.97	24	10:40.00										
143	2:20.48	115	4:41.81	115	6:57.48	143	8:50.83	101	10:41.16										
115	2:25.43	100	4:58.44	100	7:25.40	115	9:12.53	110	10:41.67										
100	2:31.83	190	5:04.02	190	7:30.08			143	11:00.39										
190	2:35.80	49	5:10.28					115	11:26.40										
49	2:39.51	48	5:13.08																
48	2:41.38																		

BRITISH HISTORIC RACING

EVENTS 3 & 18

RESULT - RACE 3

PI	No	Evt	Name	Machine	Laps	Time	Behind	MPH	Best Lap on	MPH
1	33	18	HEGARTY/ NEAVE	BMW K100	5	10:17.19		63.58	2:00.97	4 64.88
2	98	18	GAGG/ HASE	BMW K100	5	10:21.46	4.27	63.14	2:02.88	2 63.87
3	25	18	WHITAKER/ ALLEN	BMW K100	5	10:46.85	29.66	60.66	2:06.96	2 61.81
4	74	18	McCAIN/ PRICE	BMW K100	5	10:57.53	40.34	59.68	2:07.91	5 61.36
5	67	18	WARNER/ WARNER	BMW K100	5	10:58.70	41.51	59.57	2:10.16	5 60.30
6	82	18	HIGGINSON/ MOFFAT	BMW K100	5	10:59.49	42.30	59.50	2:09.97	2 60.38
7	13	18	LORRIMAN/ STEEL	BMW K100	5	11:14.06	56.87	58.21	2:10.22	4 60.27
8	96	18	WILKINS/ WILKINS	BMW K100	5	11:17.88	1:00.69	57.89	2:13.98	3 58.58
9	30	25	REYNOLDS/ ASH	Morgan Supersports	5	11:25.18	1:07.99	57.27	2:09.01	4 60.83
10	76	25	PIKE/ RARKO	Morgan S Speeder	5	11:26.39	1:09.20	57.17	2:08.97	4 60.85
11	68	18	COCK/ ENGLISH	BMW K100 RS	5	11:36.90	1:19.71	56.31	2:16.06	5 57.68
12	40	25	SMITH/ PERRY	Morgan S Speeder	5	11:37.70	1:20.51	56.24	2:06.78	3 61.90
13	16	25	HODGSON/ PEARSON	Morgan F2	5	11:38.35	1:21.16	56.19	2:11.46	4 59.70
14	24	18	WHITE/ PORTER	BMW K100	5	12:15.74	1:58.55	53.33	2:24.47	5 54.32
15	95	18	BADEN/ HEPWORTH	BMW K100	5	12:16.01	1:58.82	53.31	2:24.50	2 54.31
16	112	18	JOHNSON/ LOWTHER	BMW K100	5	12:17.23	2:00.04	53.23	2:24.30	3 54.39
17	12	18	WHITTAKER/ WHITTAKER	BSA Road Rocket 650	4	10:24.51	1 Lap	50.27	2:34.68	4 50.74
18	63	18	WILLIAMS/ DUPLOCK	Armstrong MT500	4	10:40.33	1 Lap	49.02	2:35.69	2 50.41
19	441	25	PICKUP/ PICKUP	Morgan 2 Speed 8-80	4	11:28.87	1 Lap	45.57	2:41.24	4 48.67
20	85	18	PHILLIPS/ LAWRENCE	BMW K100	4	11:53.43	1 Lap	44.00	2:53.79	2 45.16
21	18	25	QUINN/ TBC	Morgan F2	4	13:09.50	1 Lap	39.76	2:58.63	4 43.93
<u>Not-Classified</u>										
	2	18	KEMP/ THOW	Moto Guzzi Le Mans	4	10:00.49	DNF	52.28	2:13.35	2 58.85
	88	25	PEARSON/ BRIDGE	Morgan Supersports	2	5:16.40	DNF	49.61	2:20.99	2 55.66
	92	18	ROOME/ CLOWES	BMW K100	1	2:21.17	DNF	55.59		0 0.00
<u>Fastest Lap</u>										
	33	18	HEGARTY/ NEAVE	BMW K100					2:00.97	4 64.88

Start Time : 12:25

Cadwell Park

29 Sep 18 12:43

Clerk of Course :

Time Issued :

Chief Timekeeper : Graham Marshall

THESE RESULTS ARE PROVISIONAL UNTIL THE CONCLUSION OF ANY JUDICIAL AND TECHNICAL MATTERS

HS Sports Timing and Results Systems - Results and Lap Times at www.hssports.co.uk

BRITISH HISTORIC RACING

RESULT - RACE 3 - EVENT 18

Pl	No	Evt	Name	Machine	Laps	Time	MPH	Best Lap on	MPH
1	33	18	HEGARTY/ NEAVE	BMW K100	5	10:17.19	63.58	2:00.97	4 64.88
2	98	18	GAGG/ HASE	BMW K100	5	10:21.46	63.14	2:02.88	2 63.87
3	25	18	WHITAKER/ ALLEN	BMW K100	5	10:46.85	60.66	2:06.96	2 61.81
4	74	18	McCAIN/ PRICE	BMW K100	5	10:57.53	59.68	2:07.91	5 61.36
5	67	18	WARNER/ WARNER	BMW K100	5	10:58.70	59.57	2:10.16	5 60.30
6	82	18	HIGGINSON/ MOFFAT	BMW K100	5	10:59.49	59.50	2:09.97	2 60.38
7	13	18	LORRIMAN/ STEEL	BMW K100	5	11:14.06	58.21	2:10.22	4 60.27
8	96	18	WILKINS/ WILKINS	BMW K100	5	11:17.88	57.89	2:13.98	3 58.58
9	68	18	COCK/ ENGLISH	BMW K100 RS	5	11:36.90	56.31	2:16.06	5 57.68
10	24	18	WHITE/ PORTER	BMW K100	5	12:15.74	53.33	2:24.47	5 54.32
11	95	18	BADEN/ HEPWORTH	BMW K100	5	12:16.01	53.31	2:24.50	2 54.31
12	112	18	JOHNSON/ LOWTHER	BMW K100	5	12:17.23	53.23	2:24.30	3 54.39
13	12	18	WHITTAKER/ WHITTAKER	BSA Road Rocket 650	4	10:24.51	50.27	2:34.68	4 50.74
14	63	18	WILLIAMS/ DUPLOCK	Armstrong MT500	4	10:40.33	49.02	2:35.69	2 50.41
15	85	18	PHILLIPS/ LAWRENCE	BMW K100	4	11:53.43	44.00	2:53.79	2 45.16

Not-Classified

2	18	KEMP/ THOW	Moto Guzzi Le Mans	4	10:00.49	DNF	52.28	2:13.35	2 58.85
92	18	ROOME/ CLOWES	BMW K100	1	2:21.17	DNF	55.59		0 0.00

Fastest Lap

33	18	HEGARTY/ NEAVE	BMW K100				2:00.97	4	64.88
----	----	----------------	----------	--	--	--	---------	---	-------

Start Time : 12:25

Cadwell Park

29 Sep 18 12:43

Clerk of Course :

Time Issued :

Chief Timekeeper : Graham Marshall

THESE RESULTS ARE PROVISIONAL UNTIL THE CONCLUSION OF ANY JUDICIAL AND TECHNICAL MATTERS

HS Sports Timing and Results Systems - Results and Lap Times at www.hssports.co.uk

BRITISH HISTORIC RACING

RESULT - RACE 3 - EVENT 25

PI	No	Evt	Name	Machine	Laps	Time	MPH	Best Lap on	MPH
1	30	25	REYNOLDS/ ASH	Morgan Supersports	5	11:25.18	57.27	2:09.01	4 60.83
2	76	25	PIKE/ RARKO	Morgan S Speeder	5	11:26.39	57.17	2:08.97	4 60.85
3	40	25	SMITH/ PERRY	Morgan S Speeder	5	11:37.70	56.24	2:06.78	3 61.90
4	16	25	HODGSON/ PEARSON	Morgan F2	5	11:38.35	56.19	2:11.46	4 59.70
5	441	25	PICKUP/ PICKUP	Morgan 2 Speed 8-80	4	11:28.87	45.57	2:41.24	4 48.67
6	18	25	QUINN/ TBC	Morgan F2	4	13:09.50	39.76	2:58.63	4 43.93

Not-Classified

88	25	PEARSON/ BRIDGE	Morgan Supersports	2	5:16.40	DNF	49.61	2:20.99	2 55.66
----	----	-----------------	--------------------	---	---------	-----	-------	---------	---------

Fastest Lap

40	25	SMITH/ PERRY	Morgan S Speeder				2:06.78	3 61.90
----	----	--------------	------------------	--	--	--	---------	---------

Start Time : 12:25

Cadwell Park

29 Sep 18 12:43

Clerk of Course :

Time Issued :

Chief Timekeeper : Graham Marshall

THESE RESULTS ARE PROVISIONAL UNTIL THE CONCLUSION OF ANY JUDICIAL AND TECHNICAL MATTERS

HS Sports Timing and Results Systems - Results and Lap Times at www.hssports.co.uk

EVENTS 3 & 18

LAP TIMES - RACE 3

2	KEMP/ THOW										
	Lap	1	2	3	4	5	6	7	8	9	10
	1	2:17.13	2:13.35	2:34.77	2:55.24						
12	WHITTAKER/ WHITTAKER										
	Lap	1	2	3	4	5	6	7	8	9	10
	1	2:37.22	2:36.62	2:35.99	2:34.68						
13	LORRIMAN/ STEEL										
	Lap	1	2	3	4	5	6	7	8	9	10
	1	2:21.96	2:13.39	2:16.18	2:10.22	2:12.31					
16	HODGSON/ PEARSON										
	Lap	1	2	3	4	5	6	7	8	9	10
	1	2:49.05	2:11.86	2:11.51	2:11.46	2:14.47					
18	QUINN/ TBC										
	Lap	1	2	3	4	5	6	7	8	9	10
	1	3:43.28	3:13.74	3:13.85	2:58.63						
24	WHITE/ PORTER										
	Lap	1	2	3	4	5	6	7	8	9	10
	1	2:29.19	2:25.76	2:28.87	2:27.45	2:24.47					
25	WHITAKER/ ALLEN										
	Lap	1	2	3	4	5	6	7	8	9	10
	1	2:09.75	2:06.96	2:10.42	2:11.24	2:08.48					
30	REYNOLDS/ ASH										
	Lap	1	2	3	4	5	6	7	8	9	10
	1	2:45.43	2:11.22	2:09.08	2:09.01	2:10.44					
33	HEGARTY/ NEAVE										
	Lap	1	2	3	4	5	6	7	8	9	10
	1	2:07.57	2:02.52	2:03.78	2:00.97	2:02.35					
40	SMITH/ PERRY										
	Lap	1	2	3	4	5	6	7	8	9	10
	1	2:50.60	2:10.69	2:06.78	2:12.99	2:16.64					
63	WILLIAMS/ DUPLOCK										
	Lap	1	2	3	4	5	6	7	8	9	10
	1	2:51.17	2:35.69	2:37.35	2:36.12						
67	WARNER/ WARNER										
	Lap	1	2	3	4	5	6	7	8	9	10
	1	2:16.51	2:10.28	2:10.77	2:10.98	2:10.16					
68	COCK/ ENGLISH										
	Lap	1	2	3	4	5	6	7	8	9	10
	1	2:29.38	2:18.17	2:17.07	2:16.22	2:16.06					

74	McCAIN/ PRICE									
Lap	1	2	3	4	5	6	7	8	9	10
1	2:20.89	2:11.53	2:08.87	2:08.33	2:07.91					
76	PIKE/ RARKO									
Lap	1	2	3	4	5	6	7	8	9	10
1	2:43.85	2:11.86	2:09.40	2:08.97	2:12.31					
82	HIGGINSON/ MOFFAT									
Lap	1	2	3	4	5	6	7	8	9	10
1	2:17.92	2:09.97	2:10.82	2:10.46	2:10.32					
85	PHILLIPS/ LAWRENCE									
Lap	1	2	3	4	5	6	7	8	9	10
1	2:53.64	2:53.79	3:00.43	3:05.57						
88	PEARSON/ BRIDGE									
Lap	1	2	3	4	5	6	7	8	9	10
1	2:55.41	2:20.99								
92	ROOME/ CLOWES									
Lap	1	2	3	4	5	6	7	8	9	10
1	2:21.17									
95	BADEN/ HEPWORTH									
Lap	1	2	3	4	5	6	7	8	9	10
1	2:27.08	2:24.50	2:25.39	2:31.08	2:27.96					
96	WILKINS/ WILKINS									
Lap	1	2	3	4	5	6	7	8	9	10
1	2:15.15	2:16.38	2:13.98	2:15.10	2:17.27					
98	GAGG/ HASE									
Lap	1	2	3	4	5	6	7	8	9	10
1	2:06.83	2:02.88	2:03.40	2:03.91	2:04.44					
112	JOHNSON/ LOWTHER									
Lap	1	2	3	4	5	6	7	8	9	10
1	2:33.11	2:27.56	2:24.30	2:25.14	2:27.12					
441	PICKUP/ PICKUP									
Lap	1	2	3	4	5	6	7	8	9	10
1	3:11.82	2:41.80	2:54.01	2:41.24						

Lap Chart

EVENTS 3 & 18 - RACE 3

Lap 1		Lap 2		Lap 3		Lap 4		Lap 5		Lap 6		Lap 7		Lap 8		Lap 9		Lap 10	
No	Time	No	Time	No	Time	No	Time	No	Time	No	Time	No	Time	No	Time	No	Time	No	Time
98	2:06.83	98	4:09.71	98	6:13.11	33	8:14.84	33	10:17.19										
33	2:07.57	33	4:10.09	33	6:13.87	98	8:17.02	98	10:21.46										
25	2:09.75	25	4:16.71	25	6:27.13	25	8:38.37	12	10:24.51 *1										
96	2:15.15	67	4:26.79	67	6:37.56	441	8:47.63 *1	63	10:40.33 *1										
67	2:16.51	82	4:27.89	82	6:38.71	85	8:47.86 *1	25	10:46.85										
2	2:17.13	2	4:30.48	74	6:41.29	67	8:48.54	74	10:57.53										
82	2:17.92	96	4:31.53	96	6:45.51	82	8:49.17	67	10:58.70										
74	2:20.89	74	4:32.42	13	6:51.53	74	8:49.62	82	10:59.49										
92	2:21.17	13	4:35.35	18	6:57.02 *1	96	9:00.61	13	11:14.06										
13	2:21.96	68	4:47.55	68	7:04.62	13	9:01.75	96	11:17.88										
95	2:27.08	95	4:51.58	76	7:05.11	76	9:14.08	30	11:25.18										
24	2:29.19	24	4:54.95	2	7:05.25	30	9:14.74	76	11:26.39										
68	2:29.38	76	4:55.71	30	7:05.73	68	9:20.84	441	11:28.87 *1										
112	2:33.11	30	4:56.65	40	7:08.07	40	9:21.06	68	11:36.90										
12	2:37.22	112	5:00.67	16	7:12.42	16	9:23.88	40	11:37.70										
76	2:43.85	16	5:00.91	95	7:16.97	95	9:48.05	16	11:38.35										
30	2:45.43	40	5:01.29	24	7:23.82	112	9:50.11	85	11:53.43 *1										
16	2:49.05	12	5:13.84	112	7:24.97	24	9:51.27	24	12:15.74										
40	2:50.60	88	5:16.40	12	7:49.83	2	10:00.49	95	12:16.01										
63	2:51.17	63	5:26.86	63	8:04.21	18	10:10.87 *1	112	12:17.23										
85	2:53.64	85	5:47.43					18	13:09.50 *1										
88	2:55.41	441	5:53.62																
441	3:11.82																		
18	3:43.28																		

BRITISH HISTORIC RACING

EVENTS 4, 11, 12, 14 & 31

RESULT - RACE 4

PI	No	Evt	Name	Machine	Laps	Time	Behind	MPH	Best Lap on	MPH
1	34	14	James MORALEE	Honda K4 350	5	9:24.52		69.51	1:50.36	5 71.11
2	60	12	Richard HAWKINS	Ducati MKIII 349	5	9:33.37	8.85	68.44	1:51.86	2 70.16
3	100	12	Andy HUNT	Ducati Steelcraft 250	5	9:47.75	23.23	66.76	1:54.55	2 68.51
4	253	12	Scott HARRIS	Ducati MKIII 350	5	10:04.35	39.83	64.93	1:58.31	2 66.33
5	56	4	Matthew HEBB	Norton Manx 348	5	10:04.43	39.91	64.92	1:58.62	3 66.16
6	33	11	Mike POWELL	BSA Bantam 125	5	10:11.12	46.60	64.21	1:59.37	4 65.75
7	4	4	Ian HENSHAW	Royal Enfield Clipper	5	10:16.34	51.82	63.67	2:00.09	2 65.35
8	207	31	Tony PERKINS	Rudge Special 500	5	10:26.42	1:01.90	62.64	2:02.13	4 64.26
9	248	12	Andrew PIGGOTT	Ducati Saxon 340	5	10:43.38	1:18.86	60.99	2:07.30	4 61.65
10	36	11	Ian SCUTT	BSA Bantam 125	5	10:43.85	1:19.33	60.95	2:06.41	2 62.08
11	243	14	Chris SMALLBONES	Honda K4 350	5	10:45.22	1:20.70	60.82	2:07.72	2 61.45
12	173	11	Michael POTTER	BSA Bantam 125	5	10:45.24	1:20.72	60.81	2:06.16	3 62.21
13	209	4	Mick BALDWIN	AJS 7R 349	5	10:46.72	1:22.20	60.68	2:05.30	2 62.63
14	165	12	Jim PORTER	Ducati Sebring 350	5	10:48.63	1:24.11	60.50	2:07.54	5 61.53
15	256	11	Nick BRAMLEY	BSA Bantam Superstock	5	11:09.75	1:45.23	58.59	2:11.43	3 59.71
16	150	11	Robert DUESBURY	BSA Bantam Superstock	5	11:14.08	1:49.56	58.21	2:10.30	3 60.23
17	52	11	Robbie BROWN	BSA Bantam 183	5	11:14.44	1:49.92	58.18	2:09.94	5 60.40
18	115	31	Roger MOSS	Scott Flying Squirrel	5	11:19.13	1:54.61	57.78	2:11.74	3 59.57
19	259	12	Richard BOOL	Ducati MKI 250	5	11:19.27	1:54.75	57.77	2:12.85	4 59.07
20	24	11	Joao QUINTANEIRO	BSA Bantam 175	5	11:32.82	2:08.30	56.64	2:14.63	5 58.29
21	66	11	Matthew MOULDEN	BSA Bantam 125	4	9:42.78	1 Lap	53.87	2:19.16	4 56.40
22	49	31	Simon LEWIS	Triumph Twin 500	4	9:58.31	1 Lap	52.47	2:25.02	4 54.12
23	190	31	Tony GREEN	Velocette Mac 350	4	9:59.68	1 Lap	52.35	2:26.29	4 53.65
24	48	31	Alan LEWIS	Norton CSI 490	4	10:29.98	1 Lap	49.83	2:33.54	3 51.11
25	89	11	Andy SEED	BSA Bantam 175	4	10:34.47	1 Lap	49.48	2:33.76	3 51.04
26	178	31	Chris WICKETT	Velocette KSS 349	4	11:10.90	1 Lap	46.79	2:41.27	4 48.66
27	210	11	Adam PLANE	BSA Bantam 175	4	11:11.29	1 Lap	46.76	2:40.00	4 49.05

Not-Classified

94	12	Geoff MILLS	Ducati Harrison 250	4	8:10.17	DNF	64.04	2:00.56	2 65.10
250	4	Arron ROGERS	Norton Model 50	3	6:45.90	DNF	58.00	2:10.55	2 60.11
73	11	Andrew MOULDEN	BSA Bantam 175	2	4:40.75	DNF	55.91	2:14.44	2 58.38
247	12	Louie ALLFREY	Ducati Single 250	1	2:13.37	DNF	58.84		0 0.00
233	11	Tom SNOW	BSA Bantam 175	0		Starter			

Fastest Lap

34	14	James MORALEE	Honda K4 350				1:50.36	5 71.11
----	----	---------------	--------------	--	--	--	---------	---------

Start Time : 13:59

Cadwell Park

29 Sep 18 14:15

Clerk of Course :

Time Issued :

Chief Timekeeper : Graham Marshall

THESE RESULTS ARE PROVISIONAL UNTIL THE CONCLUSION OF ANY JUDICIAL AND TECHNICAL MATTERS

HS Sports Timing and Results Systems - Results and Lap Times at www.hssports.co.uk



RESULT - RACE 4 - EVENT 11

Pl	No	Evt	Name	Machine	Laps	Time	MPH	Best Lap on	MPH
1	33	11	Mike POWELL	BSA Bantam 125	5	10:11.12	64.21	1:59.37	4 65.75
2	36	11	Ian SCUTT	BSA Bantam 125	5	10:43.85	60.95	2:06.41	2 62.08
3	173	11	Michael POTTER	BSA Bantam 125	5	10:45.24	60.81	2:06.16	3 62.21
4	256	11	Nick BRAMLEY	BSA Bantam Superstock	5	11:09.75	58.59	2:11.43	3 59.71
5	150	11	Robert DUESBURY	BSA Bantam Superstock	5	11:14.08	58.21	2:10.30	3 60.23
6	52	11	Robbie BROWN	BSA Bantam 183	5	11:14.44	58.18	2:09.94	5 60.40
7	24	11	Joao QUINTANEIRO	BSA Bantam 175	5	11:32.82	56.64	2:14.63	5 58.29
8	66	11	Matthew MOULDEN	BSA Bantam 125	4	9:42.78	53.87	2:19.16	4 56.40
9	89	11	Andy SEED	BSA Bantam 175	4	10:34.47	49.48	2:33.76	3 51.04
10	210	11	Adam PLANE	BSA Bantam 175	4	11:11.29	46.76	2:40.00	4 49.05

Not-Classified

73	11	Andrew MOULDEN	BSA Bantam 175	2	4:40.75	DNF	55.91	2:14.44	2 58.38
233	11	Tom SNOW	BSA Bantam 175	0		Starter			

Fastest Lap

33	11	Mike POWELL	BSA Bantam 125				1:59.37	4	65.75
----	----	-------------	----------------	--	--	--	---------	---	-------

Start Time : 13:59

Cadwell Park

29 Sep 18 14:15

Clerk of Course :

Time Issued :

Chief Timekeeper : Graham Marshall

THESE RESULTS ARE PROVISIONAL UNTIL THE CONCLUSION OF ANY JUDICIAL AND TECHNICAL MATTERS

HS Sports Timing and Results Systems - Results and Lap Times at www.hssports.co.uk



RESULT - RACE 4 - EVENT 12

Pl	No	Evt	Name	Machine	Laps	Time	MPH	Best Lap on	MPH
1	60	12	Richard HAWKINS	Ducati MKIII 349	5	9:33.37	68.44	1:51.86	2 70.16
2	100	12	Andy HUNT	Ducati Steelcraft 250	5	9:47.75	66.76	1:54.55	2 68.51
3	253	12	Scott HARRIS	Ducati MKIII 350	5	10:04.35	64.93	1:58.31	2 66.33
4	248	12	Andrew PIGGOTT	Ducati Saxon 340	5	10:43.38	60.99	2:07.30	4 61.65
5	165	12	Jim PORTER	Ducati Sebring 350	5	10:48.63	60.50	2:07.54	5 61.53
6	259	12	Richard BOOL	Ducati MKI 250	5	11:19.27	57.77	2:12.85	4 59.07

Not-Classified

94	12	Geoff MILLS	Ducati Harrison 250	4	8:10.17	DNF	64.04	2:00.56	2 65.10
247	12	Louie ALLFREY	Ducati Single 250	1	2:13.37	DNF	58.84		0 0.00

Fastest Lap

60	12	Richard HAWKINS	Ducati MKIII 349				1:51.86	2	70.16
----	----	-----------------	------------------	--	--	--	---------	---	-------

Start Time : 13:59

Cadwell Park

29 Sep 18 14:15

Clerk of Course :

Time Issued :

Chief Timekeeper : Graham Marshall

THESE RESULTS ARE PROVISIONAL UNTIL THE CONCLUSION OF ANY JUDICIAL AND TECHNICAL MATTERS

HS Sports Timing and Results Systems - Results and Lap Times at www.hssports.co.uk



RESULT - RACE 4 - EVENT 14

Pl	No	Evt	Name	Machine	Laps	Time	MPH	Best Lap on	MPH
1	34	14	James MORALEE	Honda K4 350	5	9:24.52	69.51	1:50.36	5 71.11
2	243	14	Chris SMALLBONES	Honda K4 350	5	10:45.22	60.82	2:07.72	2 61.45

Fastest Lap

34 14 James MORALEE Honda K4 350 1:50.36 5 71.11

Start Time : 13:59

Cadwell Park

29 Sep 18 14:15

Clerk of Course :

Time Issued :

Chief Timekeeper : Graham Marshall

THESE RESULTS ARE PROVISIONAL UNTIL THE CONCLUSION OF ANY JUDICIAL AND TECHNICAL MATTERS

HS Sports Timing and Results Systems - Results and Lap Times at www.hssports.co.uk

BRITISH HISTORIC RACING

RESULT - RACE 4 - EVENT 31

PI	No	Evt	Name	Machine	Laps	Time	MPH	Best Lap on	MPH
1	207	31	Tony PERKINS	Rudge Special 500	5	10:26.42	62.64	2:02.13	4 64.26
2	115	31	Roger MOSS	Scott Flying Squirrel	5	11:19.13	57.78	2:11.74	3 59.57
3	49	31	Simon LEWIS	Triumph Twin 500	4	9:58.31	52.47	2:25.02	4 54.12
4	190	31	Tony GREEN	Velocette Mac 350	4	9:59.68	52.35	2:26.29	4 53.65
5	48	31	Alan LEWIS	Norton CSI 490	4	10:29.98	49.83	2:33.54	3 51.11
6	178	31	Chris WICKETT	Velocette KSS 349	4	11:10.90	46.79	2:41.27	4 48.66

Fastest Lap

207 31 Tony PERKINS Rudge Special 500 2:02.13 4 64.26

Start Time : 13:59

Cadwell Park

29 Sep 18 14:15

Clerk of Course :

Time Issued :

Chief Timekeeper : Graham Marshall

THESE RESULTS ARE PROVISIONAL UNTIL THE CONCLUSION OF ANY JUDICIAL AND TECHNICAL MATTERS

HS Sports Timing and Results Systems - Results and Lap Times at www.hssports.co.uk

BRITISH HISTORIC RACING

RESULT - RACE 4 - EVENT 4

PI	No	Evt	Name	Machine	Laps	Time	MPH	Best Lap on	MPH
1	56	4	Matthew HEBB	Norton Manx 348	5	10:04.43	64.92	1:58.62	3 66.16
2	4	4	Ian HENSHAW	Royal Enfield Clipper	5	10:16.34	63.67	2:00.09	2 65.35
3	209	4	Mick BALDWIN	AJS 7R 349	5	10:46.72	60.68	2:05.30	2 62.63

Not-Classified

250	4	Arron ROGERS	Norton Model 50	3	6:45.90	DNF	58.00	2:10.55	2 60.11
-----	---	--------------	-----------------	---	---------	-----	-------	---------	---------

Fastest Lap

56	4	Matthew HEBB	Norton Manx 348				1:58.62	3 66.16
----	---	--------------	-----------------	--	--	--	---------	---------

Start Time : 13:59

Cadwell Park

29 Sep 18 14:15

Clerk of Course :

Time Issued :

Chief Timekeeper : Graham Marshall

THESE RESULTS ARE PROVISIONAL UNTIL THE CONCLUSION OF ANY JUDICIAL AND TECHNICAL MATTERS

HS Sports Timing and Results Systems - Results and Lap Times at www.hssports.co.uk

EVENTS 4, 11, 12, 14 & 31

LAP TIMES - RACE 4

4	Ian HENSHAW									
Lap	1	2	3	4	5	6	7	8	9	10
1	2:03.69	2:00.09	2:00.88	2:02.65	2:04.34					
24	Joao QUINTANEIRO									
Lap	1	2	3	4	5	6	7	8	9	10
1	2:18.88	2:15.78	2:17.45	2:17.87	2:14.63					
33	Mike POWELL									
Lap	1	2	3	4	5	6	7	8	9	10
1	2:05.61	1:59.83	1:59.48	1:59.37	2:00.28					
34	James MORALEE									
Lap	1	2	3	4	5	6	7	8	9	10
1	1:55.70	1:52.37	1:53.03	1:51.45	1:50.36					
36	Ian SCUTT									
Lap	1	2	3	4	5	6	7	8	9	10
1	2:09.93	2:06.41	2:07.19	2:08.05	2:06.52					
48	Alan LEWIS									
Lap	1	2	3	4	5	6	7	8	9	10
1	2:38.70	2:35.13	2:33.54	2:33.70						
49	Simon LEWIS									
Lap	1	2	3	4	5	6	7	8	9	10
1	2:30.45	2:27.17	2:26.69	2:25.02						
52	Robbie BROWN									
Lap	1	2	3	4	5	6	7	8	9	10
1	2:16.71	2:14.40	2:13.03	2:13.54	2:09.94					
56	Matthew HEBB									
Lap	1	2	3	4	5	6	7	8	9	10
1	2:02.10	2:00.55	1:58.62	1:59.31	1:59.00					
60	Richard HAWKINS									
Lap	1	2	3	4	5	6	7	8	9	10
1	1:58.42	1:51.86	1:53.21	1:53.02	1:54.09					
66	Matthew MOULDEN									
Lap	1	2	3	4	5	6	7	8	9	10
1	2:29.05	2:21.02	2:22.93	2:19.16						
73	Andrew MOULDEN									
Lap	1	2	3	4	5	6	7	8	9	10
1	2:19.19	2:14.44								
89	Andy SEED									
Lap	1	2	3	4	5	6	7	8	9	10
1	2:41.56	2:35.18	2:33.76	2:34.98						

94	Geoff MILLS										
	Lap	1	2	3	4	5	6	7	8	9	10
	1	2:03.58	2:00.56	2:01.13	2:01.67						
100	Andy HUNT										
	Lap	1	2	3	4	5	6	7	8	9	10
	1	1:58.53	1:54.55	1:55.94	1:56.73	1:59.37					
115	Roger MOSS										
	Lap	1	2	3	4	5	6	7	8	9	10
	1	2:19.13	2:11.95	2:11.74	2:13.39	2:13.18					
150	Robert DUESBURY										
	Lap	1	2	3	4	5	6	7	8	9	10
	1	2:17.50	2:11.33	2:10.30	2:11.31	2:17.44					
165	Jim PORTER										
	Lap	1	2	3	4	5	6	7	8	9	10
	1	2:11.82	2:09.57	2:08.13	2:07.92	2:07.54					
173	Michael POTTER										
	Lap	1	2	3	4	5	6	7	8	9	10
	1	2:09.97	2:07.20	2:06.16	2:06.24	2:07.73					
178	Chris WICKETT										
	Lap	1	2	3	4	5	6	7	8	9	10
	1		2:45.47	2:41.98	2:41.27						
190	Tony GREEN										
	Lap	1	2	3	4	5	6	7	8	9	10
	1	2:30.13	2:26.90	2:27.21	2:26.29						
207	Tony PERKINS										
	Lap	1	2	3	4	5	6	7	8	9	10
	1	2:07.05	2:03.33	2:02.18	2:02.13	2:03.93					
209	Mick BALDWIN										
	Lap	1	2	3	4	5	6	7	8	9	10
	1	2:14.54	2:05.30	2:08.07	2:07.94	2:05.41					
210	Adam PLANE										
	Lap	1	2	3	4	5	6	7	8	9	10
	1	2:54.03	2:45.39	2:41.86	2:40.00						
243	Chris SMALLBONES										
	Lap	1	2	3	4	5	6	7	8	9	10
	1	2:09.99	2:07.72	2:08.42	2:08.46	2:08.18					
247	Louie ALLFREY										
	Lap	1	2	3	4	5	6	7	8	9	10
	1	2:09.22									
248	Andrew PIGGOTT										
	Lap	1	2	3	4	5	6	7	8	9	10
	1	2:09.93	2:07.70	2:07.44	2:07.30	2:07.86					

250 Arron ROGERS

Lap	1	2	3	4	5	6	7	8	9	10
1	2:17.35	2:10.55	2:12.68							

253 Scott HARRIS

Lap	1	2	3	4	5	6	7	8	9	10
1	2:00.21	1:58.31	1:59.93	2:01.55	2:02.18					

256 Nick BRAMLEY

Lap	1	2	3	4	5	6	7	8	9	10
1	2:14.07	2:12.19	2:11.43	2:12.84	2:12.52					

259 Richard BOOL

Lap	1	2	3	4	5	6	7	8	9	10
1	2:19.25	2:13.83	2:13.68	2:12.85	2:15.23					

Lap Chart

EVENTS 4, 11, 12, 14 & 31 - RACE 4

Lap 1		Lap 2		Lap 3		Lap 4		Lap 5		Lap 6		Lap 7		Lap 8		Lap 9		Lap 10	
No	Time	No	Time	No	Time	No	Time	No	Time	No	Time	No	Time	No	Time	No	Time	No	Time
34	1:57.31	34	3:49.68	34	5:42.71	34	7:34.16	34	9:24.52										
100	2:01.16	60	3:53.05	60	5:46.26	60	7:39.28	60	9:33.37										
60	2:01.19	100	3:55.71	178	5:47.65 *1	100	7:48.38	66	9:42.78 *1										
253	2:02.38	253	4:00.69	210	5:49.43 *1	48	7:56.28 *1	100	9:47.75										
94	2:06.81	94	4:07.37	100	5:51.65	89	7:59.49 *1	49	9:58.31 *1										
56	2:06.95	56	4:07.50	253	6:00.62	253	8:02.17	190	9:59.68 *1										
4	2:08.38	4	4:08.47	56	6:06.12	56	8:05.43	253	10:04.35										
33	2:12.16	33	4:11.99	94	6:08.50	94	8:10.17	56	10:04.43										
243	2:12.44	207	4:18.18	4	6:09.35	33	8:10.84	33	10:11.12										
248	2:13.08	243	4:20.16	33	6:11.47	4	8:12.00	4	10:16.34										
247	2:13.37	248	4:20.78	207	6:20.36	207	8:22.49	207	10:26.42										
207	2:14.85	36	4:22.09	248	6:28.22	178	8:29.63 *1	48	10:29.98 *1										
165	2:15.47	165	4:25.04	243	6:28.58	210	8:31.29 *1	89	10:34.47 *1										
36	2:15.68	173	4:25.11	36	6:29.28	248	8:35.52	248	10:43.38										
173	2:17.91	209	4:25.30	173	6:31.27	243	8:37.04	36	10:43.85										
209	2:20.00	256	4:32.96	165	6:33.17	36	8:37.33	243	10:45.22										
256	2:20.77	250	4:33.22	209	6:33.37	173	8:37.51	173	10:45.24										
250	2:22.67	150	4:35.03	256	6:44.39	165	8:41.09	209	10:46.72										
52	2:23.53	259	4:37.51	150	6:45.33	209	8:41.31	165	10:48.63										
259	2:23.68	52	4:37.93	250	6:45.90	150	8:56.64	256	11:09.75										
150	2:23.70	73	4:40.75	52	6:50.96	256	8:57.23	178	11:10.90 *1										
73	2:26.31	115	4:40.82	259	6:51.19	259	9:04.04	210	11:11.29 *1										
24	2:27.09	24	4:42.87	115	6:52.56	52	9:04.50	150	11:14.08										
115	2:28.87	66	5:00.69	24	7:00.32	115	9:05.95	52	11:14.44										
190	2:39.28	190	5:06.18	66	7:23.62	24	9:18.19	115	11:19.13										
49	2:39.43	49	5:06.60	49	7:33.29			259	11:19.27										
66	2:39.67	48	5:22.74	190	7:33.39			24	11:32.82										
48	2:47.61	89	5:25.73																
89	2:50.55																		
210	3:04.04																		

BRITISH HISTORIC RACING

EVENTS 8, 9, 10, 14 & 22

RESULT - RACE 5

PI	No	Evt	Name	Machine	Laps	Time	Behind	MPH	Best Lap on	MPH
1	77	8	Mike SMITH	Rob North BSA Rocket 3	5	9:15.11		70.69	1:48.59	2 72.27
2	75	22	James LUCK	Supermono Tigcraft KTM	5	9:17.22	2.11	70.42	1:47.87	4 72.75
3	239	14	Mike BEVAN	Honda XL 497	5	9:22.96	7.85	69.70	1:50.69	3 70.90
4	124	14	Robert CHAMBERS	Kawasaki Z750	5	9:26.78	11.67	69.23	1:49.94	4 71.38
5	175	8	Patrick WELCH	Rob North Trident 930	5	9:27.65	12.54	69.13	1:49.69	3 71.55
6	26	8	Tim WOOLLEY	Rob North Rocket 3	5	9:38.97	23.86	67.78	1:51.87	3 70.15
7	174	14	Jamie O'BRIEN	Yamaha YRS 410	5	9:40.96	25.85	67.54	1:54.29	5 68.67
8	108	22	Andrew WIDDOWSON	Suzuki GSX 400F	5	9:45.96	30.85	66.97	1:53.50	3 69.15
9	290	14	Paul MEADOWS	Yamaha FZ600	5	9:51.52	36.41	66.34	1:55.00	3 68.24
10	79	8	Tony JIMENEZ	Norton Atlas 750	5	9:52.97	37.86	66.18	1:55.20	5 68.13
11	253	10	Scott HARRIS	Norton Kirby 920	5	9:55.41	40.30	65.90	1:52.62	5 69.69
12	59	22	Daniel LEDGER	KTM Supermono 650	5	9:56.15	41.04	65.82	1:51.88	5 70.15
13	279	10	Paul JOHNSON	Triumph Rob North 750	5	9:58.37	43.26	65.58	1:54.83	5 68.34
14	138	10	Mike KEMP	Norton Atlas 745	5	10:07.98	52.87	64.54	1:56.28	4 67.49
15	59	14	David HEBB	Honda 500/4	5	10:10.14	55.03	64.31	1:59.57	3 65.64
16	156	8	Kevin THURSTON	Petty Weslake 750	5	10:19.97	1:04.86	63.29	1:58.51	5 66.22
17	222	9	Ian VERRINDER	Norton Atlas 750	5	10:21.17	1:06.06	63.17	2:00.85	4 64.94
18	286	8	James FIXTER	Triumph Trident 750	5	10:21.28	1:06.17	63.16	2:00.67	4 65.04
19	153	22	John CHRISTOPHER	Harris Husaberg 640	5	10:37.70	1:22.59	61.53	2:04.20	2 63.19
20	260	10	Richard HAWKSWORTH	Triumph Trident 740	5	10:38.11	1:23.00	61.49	2:02.51	5 64.06
21	67	14	Bart REID	Suzuki GS1000E	5	10:55.44	1:40.33	59.87	2:09.00	5 60.84
22	287	14	Barry JONES	Kawasaki Z1000J	5	11:10.03	1:54.92	58.56	2:09.27	5 60.71
23	15	22	John TALBOT	HeJira Rotax	5	11:16.81	2:01.70	57.98	2:08.37	5 61.14
24	139	14	Gareth ROBERTS	MV Augusta 350B	5	11:22.10	2:06.99	57.53	2:12.91	3 59.05
25	170	14	Mark SIMMONS	Yamaha XS750	4	9:27.51	1 Lap	55.32	2:17.76	3 56.97

Not-Classified

143	14	Stefan DILLEY	Honda CB650	3	6:29.77	DNF	60.40	2:04.64	3 62.97
-----	----	---------------	-------------	---	---------	-----	-------	---------	---------

Fastest Lap

75	22	James LUCK	Supermono Tigcraft KTM					1:47.87	4 72.75
----	----	------------	------------------------	--	--	--	--	---------	---------

Start Time : 16:33

Cadwell Park

29 Sep 18 16:52

Clerk of Course :

Time Issued :

Chief Timekeeper : Graham Marshall

THESE RESULTS ARE PROVISIONAL UNTIL THE CONCLUSION OF ANY JUDICIAL AND TECHNICAL MATTERS

HS Sports Timing and Results Systems - Results and Lap Times at www.hssports.co.uk

BRITISH HISTORIC RACING

RESULT - RACE 5 - EVENT 10

Pl	No	Evt	Name	Machine	Laps	Time	MPH	Best Lap on	MPH
1	253	10	Scott HARRIS	Norton Kirby 920	5	9:55.41	65.90	1:52.62	5 69.69
2	279	10	Paul JOHNSON	Triumph Rob North 750	5	9:58.37	65.58	1:54.83	5 68.34
3	138	10	Mike KEMP	Norton Atlas 745	5	10:07.98	64.54	1:56.28	4 67.49
4	260	10	Richard HAWKSWORTH	Triumph Trident 740	5	10:38.11	61.49	2:02.51	5 64.06

Fastest Lap

253 10 Scott HARRIS Norton Kirby 920 1:52.62 5 69.69

Start Time : 16:33

Cadwell Park

29 Sep 18 16:53

Clerk of Course :

Time Issued :

Chief Timekeeper : Graham Marshall

THESE RESULTS ARE PROVISIONAL UNTIL THE CONCLUSION OF ANY JUDICIAL AND TECHNICAL MATTERS

HS Sports Timing and Results Systems - Results and Lap Times at www.hssports.co.uk



RESULT - RACE 5 - EVENT 14

PI	No	Evt	Name	Machine	Laps	Time	MPH	Best Lap on	MPH
1	239	14	Mike BEVAN	Honda XL 497	5	9:22.96	69.70	1:50.69	3 70.90
2	124	14	Robert CHAMBERS	Kawasaki Z750	5	9:26.78	69.23	1:49.94	4 71.38
3	174	14	Jamie O'BRIEN	Yamaha YRS 410	5	9:40.96	67.54	1:54.29	5 68.67
4	290	14	Paul MEADOWS	Yamaha FZ600	5	9:51.52	66.34	1:55.00	3 68.24
5	59	14	David HEBB	Honda 500/4	5	10:10.14	64.31	1:59.57	3 65.64
6	67	14	Bart REID	Suzuki GS1000E	5	10:55.44	59.87	2:09.00	5 60.84
7	287	14	Barry JONES	Kawasaki Z1000J	5	11:10.03	58.56	2:09.27	5 60.71
8	139	14	Gareth ROBERTS	MV Augusta 350B	5	11:22.10	57.53	2:12.91	3 59.05
9	170	14	Mark SIMMONS	Yamaha XS750	4	9:27.51	55.32	2:17.76	3 56.97

Not-Classified

143	14	Stefan DILLEY	Honda CB650	3	6:29.77	DNF	60.40	2:04.64	3 62.97
-----	----	---------------	-------------	---	---------	-----	-------	---------	---------

Fastest Lap

124	14	Robert CHAMBERS	Kawasaki Z750				1:49.94	4 71.38
-----	----	-----------------	---------------	--	--	--	---------	---------

Start Time : 16:33

Cadwell Park

29 Sep 18 16:53

Clerk of Course :

Time Issued :

Chief Timekeeper : Graham Marshall

THESE RESULTS ARE PROVISIONAL UNTIL THE CONCLUSION OF ANY JUDICIAL AND TECHNICAL MATTERS

HS Sports Timing and Results Systems - Results and Lap Times at www.hssports.co.uk

BRITISH HISTORIC RACING

RESULT - RACE 5 - EVENT 22

PI	No	Evt	Name	Machine	Laps	Time	MPH	Best Lap on	MPH
1	75	22	James LUCK	Supermono Tigcraft KTM	5	9:17.22	70.42	1:47.87	4 72.75
2	108	22	Andrew WIDDOWSON	Suzuki GSX 400F	5	9:45.96	66.97	1:53.50	3 69.15
3	59	22	Daniel LEDGER	KTM Supermono 650	5	9:56.15	65.82	1:51.88	5 70.15
4	153	22	John CHRISTOPHER	Harris Husaberg 640	5	10:37.70	61.53	2:04.20	2 63.19
5	15	22	John TALBOT	HeJira Rotax	5	11:16.81	57.98	2:08.37	5 61.14

Fastest Lap

75 22 James LUCK Supermono Tigcraft KTM 1:47.87 4 72.75

Start Time : 16:33

Cadwell Park

29 Sep 18 16:53

Clerk of Course :

Time Issued :

Chief Timekeeper : Graham Marshall

THESE RESULTS ARE PROVISIONAL UNTIL THE CONCLUSION OF ANY JUDICIAL AND TECHNICAL MATTERS

HS Sports Timing and Results Systems - Results and Lap Times at www.hssports.co.uk

BRITISH HISTORIC RACING

RESULT - RACE 5 - EVENT 8

Pl	No	Evt	Name	Machine	Laps	Time	MPH	Best Lap on	MPH
1	77	8	Mike SMITH	Rob North BSA Rocket 3	5	9:15.11	70.69	1:48.59	2 72.27
2	175	8	Patrick WELCH	Rob North Trident 930	5	9:27.65	69.13	1:49.69	3 71.55
3	26	8	Tim WOOLLEY	Rob North Rocket 3	5	9:38.97	67.78	1:51.87	3 70.15
4	79	8	Tony JIMENEZ	Norton Atlas 750	5	9:52.97	66.18	1:55.20	5 68.13
5	156	8	Kevin THURSTON	Petty Weslake 750	5	10:19.97	63.29	1:58.51	5 66.22
6	286	8	James FIXTER	Triumph Trident 750	5	10:21.28	63.16	2:00.67	4 65.04

Fastest Lap

77 8 Mike SMITH Rob North BSA Rocket 3 1:48.59 2 72.27

Start Time : 16:33

Cadwell Park

29 Sep 18 16:53

Clerk of Course :

Time Issued :

Chief Timekeeper : Graham Marshall

THESE RESULTS ARE PROVISIONAL UNTIL THE CONCLUSION OF ANY JUDICIAL AND TECHNICAL MATTERS

HS Sports Timing and Results Systems - Results and Lap Times at www.hssports.co.uk

BRITISH HISTORIC RACING

RESULT - RACE 5 - EVENT 9

Pl	No	Evt	Name	Machine	Laps	Time	MPH	Best Lap on	MPH
1	222	9	Ian VERRINDER	Norton Atlas 750	5	10:21.17	63.17	2:00.85	4 64.94

Fastest Lap

222	9	Ian VERRINDER	Norton Atlas 750	2:00.85	4	64.94
-----	---	---------------	------------------	---------	---	-------

Start Time : 16:33

Cadwell Park

29 Sep 18 16:53

Clerk of Course :

Time Issued :

Chief Timekeeper : Graham Marshall

THESE RESULTS ARE PROVISIONAL UNTIL THE CONCLUSION OF ANY JUDICIAL AND TECHNICAL MATTERS

HS Sports Timing and Results Systems - Results and Lap Times at www.hssports.co.uk

EVENTS 8, 9, 10, 14 & 22

LAP TIMES - RACE 5

15	John TALBOT										
	Lap	1	2	3	4	5	6	7	8	9	10
	1	2:23.45	2:14.73	2:10.10	2:12.20	2:08.37					
26	Tim WOOLLEY										
	Lap	1	2	3	4	5	6	7	8	9	10
	1	2:02.35	1:54.84	1:51.87	1:52.04	1:52.28					
59	David HEBB										
	Lap	1	2	3	4	5	6	7	8	9	10
	1	2:05.61	2:01.03	1:59.57	2:00.91	2:00.68					
59	Daniel LEDGER										
	Lap	1	2	3	4	5	6	7	8	9	10
	1	2:13.65	1:56.05	1:56.05	1:54.59	1:51.88					
67	Bart REID										
	Lap	1	2	3	4	5	6	7	8	9	10
	1	2:11.44	2:10.97	2:12.02	2:09.97	2:09.00					
75	James LUCK										
	Lap	1	2	3	4	5	6	7	8	9	10
	1	1:58.00	1:49.40	1:48.54	1:47.87	1:49.53					
77	Mike SMITH										
	Lap	1	2	3	4	5	6	7	8	9	10
	1	1:53.94	1:48.59	1:48.75	1:48.76	1:49.54					
79	Tony JIMENEZ										
	Lap	1	2	3	4	5	6	7	8	9	10
	1	2:03.36	1:57.78	1:55.47	1:55.74	1:55.20					
108	Andrew WIDDOWSON										
	Lap	1	2	3	4	5	6	7	8	9	10
	1	2:02.30	1:55.47	1:53.50	1:53.65	1:55.94					
124	Robert CHAMBERS										
	Lap	1	2	3	4	5	6	7	8	9	10
	1	1:59.09	1:54.01	1:50.18	1:49.94	1:50.45					
138	Mike KEMP										
	Lap	1	2	3	4	5	6	7	8	9	10
	1	2:07.81	1:58.52	1:57.26	1:56.28	2:01.24					
139	Gareth ROBERTS										
	Lap	1	2	3	4	5	6	7	8	9	10
	1	2:22.04	2:13.52	2:12.91	2:13.65	2:13.00					
143	Stefan DILLEY										
	Lap	1	2	3	4	5	6	7	8	9	10
	1			2:04.64							

153	John CHRISTOPHER									
Lap	1	2	3	4	5	6	7	8	9	10
1	2:12.06	2:04.20	2:04.25	2:06.12	2:06.56					
156	Kevin THURSTON									
Lap	1	2	3	4	5	6	7	8	9	10
1	2:12.28	2:01.39	2:00.27	2:01.05	1:58.51					
170	Mark SIMMONS									
Lap	1	2	3	4	5	6	7	8	9	10
1	2:26.39	2:18.97	2:17.76	2:20.26						
174	Jamie O'BRIEN									
Lap	1	2	3	4	5	6	7	8	9	10
1	1:58.25	1:56.01	1:54.75	1:54.64	1:54.29					
175	Patrick WELCH									
Lap	1	2	3	4	5	6	7	8	9	10
1	1:59.56	1:51.10	1:49.69	1:51.46	1:52.48					
222	Ian VERRINDER									
Lap	1	2	3	4	5	6	7	8	9	10
1	2:10.15	2:01.67	2:01.62	2:00.85	2:01.14					
239	Mike BEVAN									
Lap	1	2	3	4	5	6	7	8	9	10
1	1:55.23	1:51.67	1:50.69	1:50.97	1:52.13					
253	Scott HARRIS									
Lap	1	2	3	4	5	6	7	8	9	10
1	2:12.85	1:55.72	1:55.40	1:53.93	1:52.62					
260	Richard HAWKSWORTH									
Lap	1	2	3	4	5	6	7	8	9	10
1	2:14.65	2:07.09	2:05.22	2:03.78	2:02.51					
279	Paul JOHNSON									
Lap	1	2	3	4	5	6	7	8	9	10
1	2:10.70	1:56.92	1:55.83	1:54.89	1:54.83					
286	James FIXTER									
Lap	1	2	3	4	5	6	7	8	9	10
1	2:10.14	2:01.04	2:02.50	2:00.67	2:01.97					
287	Barry JONES									
Lap	1	2	3	4	5	6	7	8	9	10
1	2:21.45	2:14.30	2:12.18	2:09.66	2:09.27					
290	Paul MEADOWS									
Lap	1	2	3	4	5	6	7	8	9	10
1	2:05.56	1:55.26	1:55.00	1:56.38	1:56.50					

Lap Chart

EVENTS 8, 9, 10, 14 & 22 - RACE 5

Lap 1		Lap 2		Lap 3		Lap 4		Lap 5		Lap 6		Lap 7		Lap 8		Lap 9		Lap 10	
No	Time	No	Time	No	Time	No	Time	No	Time	No	Time	No	Time	No	Time	No	Time	No	Time
239	1:57.50	77	3:48.06	77	5:36.81	77	7:25.57	77	9:15.11										
77	1:59.47	239	3:49.17	75	5:39.82	75	7:27.69	75	9:17.22										
174	2:01.27	75	3:51.28	239	5:39.86	239	7:30.83	239	9:22.96										
75	2:01.88	175	3:54.02	175	5:43.71	175	7:35.17	124	9:26.78										
124	2:02.20	124	3:56.21	124	5:46.39	124	7:36.33	170	9:27.51	*1									
175	2:02.92	174	3:57.28	174	5:52.03	174	7:46.67	175	9:27.65										
108	2:07.40	26	4:02.78	26	5:54.65	26	7:46.69	26	9:38.97										
26	2:07.94	108	4:02.87	108	5:56.37	108	7:50.02	174	9:40.96										
59	2:07.95	290	4:03.64	290	5:58.64	290	7:55.02	108	9:45.96										
290	2:08.38	79	4:06.56	79	6:02.03	79	7:57.77	290	9:51.52										
79	2:08.78	59	4:08.98	59	6:08.55	253	8:02.79	79	9:52.97										
67	2:13.48	279	4:12.82	279	6:08.65	279	8:03.54	253	9:55.41										
138	2:14.68	138	4:13.20	253	6:08.86	59	8:04.27	59	9:56.15										
286	2:15.10	253	4:13.46	59	6:09.68	138	8:06.74	279	9:58.37										
222	2:15.89	59	4:13.63	138	6:10.46	59	8:09.46	138	10:07.98										
279	2:15.90	286	4:16.14	286	6:18.64	286	8:19.31	59	10:10.14										
153	2:16.57	222	4:17.56	222	6:19.18	222	8:20.03	156	10:19.97										
59	2:17.58	156	4:20.14	156	6:20.41	156	8:21.46	222	10:21.17										
253	2:17.74	153	4:20.77	153	6:25.02	153	8:31.14	286	10:21.28										
156	2:18.75	67	4:24.45	143	6:29.77	260	8:35.60	153	10:37.70										
260	2:19.51	260	4:26.60	260	6:31.82	67	8:46.44	260	10:38.11										
287	2:24.62	287	4:38.92	67	6:36.47	287	9:00.76	67	10:55.44										
139	2:29.02	139	4:42.54	287	6:51.10	15	9:08.44	287	11:10.03										
170	2:30.52	15	4:46.14	139	6:55.45	139	9:09.10	15	11:16.81										
15	2:31.41	170	4:49.49	15	6:56.24			139	11:22.10										
				170	7:07.25														

BRITISH HISTORIC RACING

EVENTS 15, 16, 17 & 23A

RESULT - RACE 6

PI	No	Evt	Name	Machine	Laps	Time	Behind	MPH	Best Lap on	MPH
1	147	17	LISSAMAN/ LEETON	JPR BMW Moorespeed	5	10:10.04		64.32	1:58.89	3 66.01
2	146	17	NOURISH/ THOMAS	Nourish Weslake 850	5	10:16.45	6.41	63.65	1:59.61	4 65.61
3	187	17	ABRAHAMS/ ABRAHAMS	Vincent Rapide 1275	5	10:20.76	10.72	63.21	2:03.09	2 63.76
4	125	16	THOMAS/ WESTON ©	Yamaha TZ350	5	10:31.25	21.21	62.16	1:59.94	4 65.43
5	197	16	DAWSON/ DAWSON	BMW Bellas BLR 750	5	10:36.52	26.48	61.65	2:04.61	5 62.98
6	42	16	STEVENSON/ BORRINGTON	BSA Broadstock 750	5	10:44.46	34.42	60.89	2:04.98	4 62.79
7	11	17	QUIRK/ CLOVER	Vincent Rapide 1272	5	10:50.56	40.52	60.32	2:07.41	3 61.60
8	4	16	BLEACH/ DAWS	Norton Ducker Lynx	5	10:51.60	41.56	60.22	2:04.48	4 63.05
9	31	15	WESTON/ WESTON	Triumph Thunderbird	5	11:00.75	50.71	59.39	2:09.63	2 60.54
10	101	17	RYDEN/ DRURY	Crick Sidecar 748	5	11:05.91	55.87	58.93	2:10.60	4 60.09
11	30	17	REYNOLDS/ ASH	Morgan Supersports	5	11:07.06	57.02	58.83	2:09.65	5 60.53
12	34	17	TUER/ TUER	Morgan Racing	5	11:07.37	57.33	58.80	2:09.39	5 60.65
13	27	17	HUTCHINSON/ MILLINGTON	Berkeley T60 1293	5	11:12.82	1:02.78	58.32	2:12.71	2 59.14
14	16	17	HODGSON/ PEARSON	Morgan F2	5	11:13.89	1:03.85	58.23	2:10.95	2 59.93
15	656	23a	DAVENPORT/ DAVENPORT	Aprilia RS 656	5	11:19.15	1:09.11	57.78	2:10.83	5 59.99
16	70	15	BANISTER/ BANISTER	Triumph Thunderbird	5	11:28.76	1:18.72	56.97	2:14.02	4 58.56
17	73	16	CRAWFORD/ BAXTER	BMW DRB 750	5	11:32.40	1:22.36	56.67	2:12.77	4 59.11
18	88	17	PEARSON/ BRIDGE	Morgan Supersports	5	12:00.50	1:50.46	54.46	2:20.08	2 56.03
19	78	16	WICKETT/ DUPLOCK	Triumph Thunderbird	4	10:20.51	1 Lap	50.59	2:30.89	4 52.01
20	441	17	PICKUP/ PICKUP	Morgan 2 Speed 8-80	4	10:21.35	1 Lap	50.52	2:30.60	4 52.11
21	12	15	WHITTAKER/ WHITTAKER	BSA Road Rocket 650	4	10:28.21	1 Lap	49.97	2:32.48	4 51.47
22	87	15	SYKES/ RUTH	BSA 1000	4	10:37.66	1 Lap	49.23	2:30.82	4 52.04
<u>Not-Classified</u>										
	46	17	BIBBY/ HEANEY	Morgan Racing	1	2:08.01	DNF	61.31		0 0.00
<u>Fastest Lap</u>										
	147	17	LISSAMAN/ LEETON	JPR BMW Moorespeed				64.32	1:58.89	3 66.01

Start Time : 15:10

Cadwell Park

29 Sep 18 15:26

Clerk of Course :

Time Issued :

Chief Timekeeper : Graham Marshall

THESE RESULTS ARE PROVISIONAL UNTIL THE CONCLUSION OF ANY JUDICIAL AND TECHNICAL MATTERS

HS Sports Timing and Results Systems - Results and Lap Times at www.hssports.co.uk

BRITISH HISTORIC RACING

RESULT - RACE 6 - EVENT 15

PI	No	Evt	Name	Machine	Laps	Time	MPH	Best Lap on	MPH
1	31	15	WESTON/ WESTON	Triumph Thunderbird	5	11:00.75	59.39	2:09.63	2 60.54
2	70	15	BANISTER/ BANISTER	Triumph Thunderbird	5	11:28.76	56.97	2:14.02	4 58.56
3	12	15	WHITTAKER/ WHITTAKER	BSA Road Rocket 650	4	10:28.21	49.97	2:32.48	4 51.47
4	87	15	SYKES/ RUTH	BSA 1000	4	10:37.66	49.23	2:30.82	4 52.04

Fastest Lap

31	15	WESTON/ WESTON	Triumph Thunderbird	2:09.63	2	60.54
----	----	----------------	---------------------	---------	---	-------

Start Time : 15:10

Cadwell Park

29 Sep 18 15:26

Clerk of Course :

Time Issued :

Chief Timekeeper : Graham Marshall

THESE RESULTS ARE PROVISIONAL UNTIL THE CONCLUSION OF ANY JUDICIAL AND TECHNICAL MATTERS

HS Sports Timing and Results Systems - Results and Lap Times at www.hssports.co.uk

BRITISH HISTORIC RACING

RESULT - RACE 6 - EVENT 16

PI	No	Evt	Name	Machine	Laps	Time	MPH	Best Lap on	MPH
1	125	16	THOMAS/ WESTON ©	Yamaha TZ350	5	10:31.25	62.16	1:59.94	4 65.43
2	197	16	DAWSON/ DAWSON	BMW Bellas BLR 750	5	10:36.52	61.65	2:04.61	5 62.98
3	42	16	STEVENSON/ BORRINGTON	BSA Broadstock 750	5	10:44.46	60.89	2:04.98	4 62.79
4	4	16	BLEACH/ DAWS	Norton Ducker Lynx	5	10:51.60	60.22	2:04.48	4 63.05
5	73	16	CRAWFORD/ BAXTER	BMW DRB 750	5	11:32.40	56.67	2:12.77	4 59.11
6	78	16	WICKETT/ DUPLOCK	Triumph Thunderbird	4	10:20.51	50.59	2:30.89	4 52.01

Fastest Lap

125	16	THOMAS/ WESTON ©	Yamaha TZ350	1:59.94	4	65.43
-----	----	------------------	--------------	---------	---	-------

Start Time : 15:10

Cadwell Park

29 Sep 18 15:26

Clerk of Course :

Time Issued :

Chief Timekeeper : Graham Marshall

THESE RESULTS ARE PROVISIONAL UNTIL THE CONCLUSION OF ANY JUDICIAL AND TECHNICAL MATTERS

HS Sports Timing and Results Systems - Results and Lap Times at www.hssports.co.uk



RESULT - RACE 6 - EVENT 17

PI	No	Evt	Name	Machine	Laps	Time	MPH	Best Lap on	MPH
1	147	17	LISSAMAN/ LEETON	JPR BMW Moorespeed	5	10:10.04	64.32	1:58.89	3 66.01
2	146	17	NOURISH/ THOMAS	Nourish Weslake 850	5	10:16.45	63.65	1:59.61	4 65.61
3	187	17	ABRAHAMS/ ABRAHAMS	Vincent Rapide 1275	5	10:20.76	63.21	2:03.09	2 63.76
4	11	17	QUIRK/ CLOVER	Vincent Rapide 1272	5	10:50.56	60.32	2:07.41	3 61.60
5	101	17	RYDEN/ DRURY	Crick Sidecar 748	5	11:05.91	58.93	2:10.60	4 60.09
6	30	17	REYNOLDS/ ASH	Morgan Supersports	5	11:07.06	58.83	2:09.65	5 60.53
7	34	17	TUER/ TUER	Morgan Racing	5	11:07.37	58.80	2:09.39	5 60.65
8	27	17	HUTCHINSON/ MILLINGTON	Berkeley T60 1293	5	11:12.82	58.32	2:12.71	2 59.14
9	16	17	HODGSON/ PEARSON	Morgan F2	5	11:13.89	58.23	2:10.95	2 59.93
10	88	17	PEARSON/ BRIDGE	Morgan Supersports	5	12:00.50	54.46	2:20.08	2 56.03
11	441	17	PICKUP/ PICKUP	Morgan 2 Speed 8-80	4	10:21.35	50.52	2:30.60	4 52.11

Not-Classified

46	17	BIBBY/ HEANEY	Morgan Racing	1	2:08.01	DNF	61.31	0	0.00
----	----	---------------	---------------	---	---------	-----	-------	---	------

Fastest Lap

147	17	LISSAMAN/ LEETON	JPR BMW Moorespeed				1:58.89	3	66.01
-----	----	------------------	--------------------	--	--	--	---------	---	-------

Start Time : 15:10

Cadwell Park

29 Sep 18 15:26

Clerk of Course :

Time Issued :

Chief Timekeeper : Graham Marshall

THESE RESULTS ARE PROVISIONAL UNTIL THE CONCLUSION OF ANY JUDICIAL AND TECHNICAL MATTERS

HS Sports Timing and Results Systems - Results and Lap Times at www.hssports.co.uk



RESULT - RACE 6 - EVENT 23a

Pl	No	Evt	Name	Machine	Laps	Time	MPH	Best Lap on	MPH
1	656	23a	DAVENPORT/ DAVENPORT	Aprilia RS 656	5	11:19.15	57.78	2:10.83	5 59.99

Fastest Lap

656	23a	DAVENPORT/ DAVENPORT	Aprilia RS 656				2:10.83	5	59.99
-----	-----	----------------------	----------------	--	--	--	---------	---	-------

Start Time : 15:10

Cadwell Park

29 Sep 18 15:26

Clerk of Course :

Time Issued :

Chief Timekeeper : Graham Marshall

THESE RESULTS ARE PROVISIONAL UNTIL THE CONCLUSION OF ANY JUDICIAL AND TECHNICAL MATTERS

HS Sports Timing and Results Systems - Results and Lap Times at www.hssports.co.uk

EVENTS 15, 16, 17 & 23A

LAP TIMES - RACE 6

4	BLEACH/ DAWS										
	Lap	1	2	3	4	5	6	7	8	9	10
	1	2:14.33	2:09.90	2:08.69	2:04.48	2:06.94					
11	QUIRK/ CLOVER										
	Lap	1	2	3	4	5	6	7	8	9	10
	1	2:10.96	2:10.52	2:07.41	2:08.37	2:09.03					
12	WHITTAKER/ WHITTAKER										
	Lap	1	2	3	4	5	6	7	8	9	10
	1	-	2:32.75	2:33.71	2:32.48						
16	HODGSON/ PEARSON										
	Lap	1	2	3	4	5	6	7	8	9	10
	1	2:23.96	2:10.95	2:11.58	2:11.41	2:11.03					
27	HUTCHINSON/ MILLINGTON										
	Lap	1	2	3	4	5	6	7	8	9	10
	1	2:15.41	2:12.71	2:14.47	2:14.07	2:12.82					
30	REYNOLDS/ ASH										
	Lap	1	2	3	4	5	6	7	8	9	10
	1	2:16.19	2:11.71	2:13.25	2:11.45	2:09.65					
31	WESTON/ WESTON										
	Lap	1	2	3	4	5	6	7	8	9	10
	1	2:13.70	2:09.63	2:10.14	2:10.71	2:11.20					
34	TUER/ TUER										
	Lap	1	2	3	4	5	6	7	8	9	10
	1	2:11.55	2:10.72	2:17.38	2:15.28	2:09.39					
42	STEVENSON/ BORRINGTON										
	Lap	1	2	3	4	5	6	7	8	9	10
	1	2:12.30	2:06.86	2:07.87	2:04.98	2:05.50					
46	BIBBY/ HEANEY										
	Lap	1	2	3	4	5	6	7	8	9	10
	1	2:06.13									
70	BANISTER/ BANISTER										
	Lap	1	2	3	4	5	6	7	8	9	10
	1	2:20.65	2:18.02	2:14.16	2:14.02	2:15.64					
73	CRAWFORD/ BAXTER										
	Lap	1	2	3	4	5	6	7	8	9	10
	1	2:20.07	2:15.60	2:15.89	2:12.77	2:20.13					
78	WICKETT/ DUPLOCK										
	Lap	1	2	3	4	5	6	7	8	9	10
	1	2:37.62	2:32.12	2:31.21	2:30.89						

87	SYKES/ RUTH									
Lap	1	2	3	4	5	6	7	8	9	10
1	2:36.07	2:45.46	2:36.51	2:30.82						
88	PEARSON/ BRIDGE									
Lap	1	2	3	4	5	6	7	8	9	10
1	2:23.96	2:20.08	2:21.58	2:22.37	2:25.61					
101	RYDEN/ DRURY									
Lap	1	2	3	4	5	6	7	8	9	10
1	2:14.98	2:11.67	2:11.63	2:10.60	2:12.01					
125	THOMAS/ WESTON ©									
Lap	1	2	3	4	5	6	7	8	9	10
1	2:12.02	2:05.75	2:03.83	1:59.94	2:00.95					
146	NOURISH/ THOMAS									
Lap	1	2	3	4	5	6	7	8	9	10
1	2:06.84	2:01.22	1:59.65	1:59.61	2:03.49					
147	LISSAMAN/ LEETON									
Lap	1	2	3	4	5	6	7	8	9	10
1	2:03.68	1:59.86	1:58.89	2:00.48	2:03.65					
187	ABRAHAMS/ ABRAHAMS									
Lap	1	2	3	4	5	6	7	8	9	10
1	2:04.42	2:03.09	2:03.42	2:03.40	2:03.75					
197	DAWSON/ DAWSON									
Lap	1	2	3	4	5	6	7	8	9	10
1	2:08.70	2:05.95	2:04.79	2:04.77	2:04.61					
441	PICKUP/ PICKUP									
Lap	1	2	3	4	5	6	7	8	9	10
1	2:38.82	2:32.57	2:31.07	2:30.60						
656	DAVENPORT/ DAVENPORT									
Lap	1	2	3	4	5	6	7	8	9	10
1	2:19.06	2:16.60	2:12.64	2:10.95	2:10.83					

Lap Chart

EVENTS 15, 16, 17 & 23A - RACE 6

Lap 1		Lap 2		Lap 3		Lap 4		Lap 5		Lap 6		Lap 7		Lap 8		Lap 9		Lap 10	
No	Time	No	Time	No	Time	No	Time	No	Time	No	Time	No	Time	No	Time	No	Time	No	Time
187	2:07.10	147	4:07.02	147	6:05.91	147	8:06.39	147	10:10.04										
147	2:07.16	187	4:10.19	146	6:13.35	87	8:06.84 *1	146	10:16.45										
46	2:08.01	146	4:13.70	187	6:13.61	146	8:12.96	78	10:20.51 *1										
146	2:12.48	197	4:22.35	197	6:27.14	187	8:17.01	187	10:20.76										
34	2:14.60	34	4:25.32	125	6:30.36	125	8:30.30	441	10:21.35 *1										
11	2:15.23	11	4:25.75	11	6:33.16	197	8:31.91	12	10:28.21 *1										
197	2:16.40	42	4:26.11	42	6:33.98	42	8:38.96	125	10:31.25										
27	2:18.75	125	4:26.53	31	6:38.84	11	8:41.53	197	10:36.52										
31	2:19.07	31	4:28.70	4	6:40.18	4	8:44.66	87	10:37.66 *1										
42	2:19.25	27	4:31.46	34	6:42.70	31	8:49.55	42	10:44.46										
101	2:20.00	4	4:31.49	101	6:43.30	101	8:53.90	11	10:50.56										
125	2:20.78	101	4:31.67	27	6:45.93	30	8:57.41	4	10:51.60										
30	2:21.00	30	4:32.71	30	6:45.96	34	8:57.98	31	11:00.75										
4	2:21.59	16	4:39.87	16	6:51.45	27	9:00.00	101	11:05.91										
70	2:26.92	73	4:43.61	656	6:57.37	16	9:02.86	30	11:07.06										
73	2:28.01	656	4:44.73	70	6:59.10	656	9:08.32	34	11:07.37										
656	2:28.13	70	4:44.94	73	6:59.50	73	9:12.27	27	11:12.82										
16	2:28.92	88	4:50.94	88	7:12.52	70	9:13.12	16	11:13.89										
88	2:30.86	78	5:18.41	78	7:49.62	88	9:34.89	656	11:19.15										
87	2:44.87	441	5:19.68	441	7:50.75			70	11:28.76										
78	2:46.29	12	5:22.02	12	7:55.73			73	11:32.40										
441	2:47.11	87	5:30.33					88	12:00.50										
12	2:49.27																		

BRITISH HISTORIC RACING

EVENTS 7 & 13

RESULT - RACE 7

PI	No	Evt	Name	Machine	Laps	Time	Behind	MPH	Best Lap on	MPH
1	77	13	Mike SMITH	Rob North BSA Rocket 3	5	9:11.13		71.20	1:45.80	4 74.18
2	175	13	Patrick WELCH	Rob North Trident 930	5	9:30.69	19.56	68.76	1:52.35	4 69.85
3	239	7	Mike BEVAN	Seeley G50	5	9:40.37	29.24	67.61	1:52.79	5 69.58
4	100	7	Andy HUNT	Ducati Steelcraft 450	5	9:45.80	34.67	66.99	1:53.66	5 69.05
5	81	7	Mick FOX	Seeley G50	5	9:47.11	35.98	66.84	1:52.89	5 69.52
6	155	13	Chris SALTINSTALL	Moto Guzzi Le Mans	5	9:50.26	39.13	66.48	1:56.47	5 67.38
7	79	13	Tony JIMENEZ	Norton Atlas 750	5	9:50.92	39.79	66.40	1:56.11	5 67.59
8	257	13	Richard STUBBS	BMW R100RS	5	9:51.11	39.98	66.38	1:56.56	5 67.33
9	187	13	Lee WATTS	Ducati Pantah 500	5	9:59.99	48.86	65.40	1:56.48	5 67.38
10	117	7	John FAWCETT	Seeley G50	5	10:00.48	49.35	65.35	1:56.53	4 67.35
11	272	7	David MARTIN	Honda 500/4	5	10:04.88	53.75	64.87	1:55.27	5 68.08
12	279	13	Paul JOHNSON	BMW K100	5	10:05.49	54.36	64.81	1:56.38	4 67.43
13	264	13	Nic POWELL	Moto Guzzi 750	5	10:06.90	55.77	64.66	1:58.74	4 66.09
14	260	13	Richard HAWKSWORTH	BMW K100	5	10:07.63	56.50	64.58	1:57.93	5 66.55
15	222	13	Ian VERRINDER	Norton Atlas 750	5	10:24.33	1:13.20	62.85	2:00.57	5 65.09
16	151	13	Nigel CLARK	Moto Guzzi V7 Sport	5	10:26.60	1:15.47	62.62	2:01.94	2 64.36
17	235	13	Graham NICHOLLS	Ducati TT2 750	5	10:33.47	1:22.34	61.94	2:02.34	5 64.15
18	26	13	Tim WOOLLEY	Rustler BSA	5	10:33.54	1:22.41	61.94	2:02.41	5 64.11
19	229	13	Robert BEVAN	Triumph Metisse 750	5	10:34.50	1:23.37	61.84	2:02.69	5 63.97
20	134	7	Paul POTTER	BSA B50	5	10:44.29	1:33.16	60.90	2:05.93	3 62.32
21	122	7	Richard STOTT	Matchless G50	5	10:47.88	1:36.75	60.57	2:06.36	5 62.11
22	268	13	Mark FAIRWEATHER	BMW R100RS	5	11:14.59	2:03.46	58.17	2:10.42	4 60.17
23	156	7	Kevin THURSTON	Petty Weslake 750	5	11:25.67	2:14.54	57.23	2:10.44	2 60.17
24	171	13	Stephen JONES	Ducati Pantah 500SL	4	9:16.41	1 Lap	56.42	2:15.09	4 58.09
25	42	7	Tony AINLEY	Velocette Venom 499	4	9:18.13	1 Lap	56.24	2:16.49	2 57.50
26	289	13	Peter KIRBY	Norton Interpol 2	4	9:19.63	1 Lap	56.09	2:17.35	2 57.14
27	154	13	Dave FITZPATRICK	Laverda Montjuic 500	4	9:23.37	1 Lap	55.72	2:16.94	4 57.31
28	221	7	Oliver PRESSWOOD	Velocette Venom 499	4	9:25.95	1 Lap	55.47	2:17.65	4 57.01
<u>Not-Classified</u>										
	12	7	Stefan RADAKOVIC	Norton Manx 499	2	3:54.24	DNF	67.01	1:51.74	2 70.23
	139	13	Gareth ROBERTS	Honda CBC900F	0		Starter			
	200	7	James GERRARD	Norton Manx 499	0		Starter			
<u>Fastest Lap</u>										
	77	13	Mike SMITH	Rob North BSA Rocket 3				71.20	1:45.80	4 74.18

Start Time : 15:31

Cadwell Park

29 Sep 18 15:49

Clerk of Course :

Time Issued :

Chief Timekeeper : Graham Marshall

THESE RESULTS ARE PROVISIONAL UNTIL THE CONCLUSION OF ANY JUDICIAL AND TECHNICAL MATTERS

HS Sports Timing and Results Systems - Results and Lap Times at www.hssports.co.uk

BRITISH HISTORIC RACING

RESULT - RACE 7 - EVENT 13

PI	No	Evt	Name	Machine	Laps	Time	MPH	Best Lap on	MPH
1	77	13	Mike SMITH	Rob North BSA Rocket 3	5	9:11.13	71.20	1:45.80	4 74.18
2	175	13	Patrick WELCH	Rob North Trident 930	5	9:30.69	68.76	1:52.35	4 69.85
3	155	13	Chris SALTINSTALL	Moto Guzzi Le Mans	5	9:50.26	66.48	1:56.47	5 67.38
4	79	13	Tony JIMENEZ	Norton Atlas 750	5	9:50.92	66.40	1:56.11	5 67.59
5	257	13	Richard STUBBS	BMW R100RS	5	9:51.11	66.38	1:56.56	5 67.33
6	187	13	Lee WATTS	Ducati Pantah 500	5	9:59.99	65.40	1:56.48	5 67.38
7	279	13	Paul JOHNSON	BMW K100	5	10:05.49	64.81	1:56.38	4 67.43
8	264	13	Nic POWELL	Moto Guzzi 750	5	10:06.90	64.66	1:58.74	4 66.09
9	260	13	Richard HAWKSWORTH	BMW K100	5	10:07.63	64.58	1:57.93	5 66.55
10	222	13	Ian VERRINDER	Norton Atlas 750	5	10:24.33	62.85	2:00.57	5 65.09
11	151	13	Nigel CLARK	Moto Guzzi V7 Sport	5	10:26.60	62.62	2:01.94	2 64.36
12	235	13	Graham NICHOLLS	Ducati TT2 750	5	10:33.47	61.94	2:02.34	5 64.15
13	26	13	Tim WOOLLEY	Rustler BSA	5	10:33.54	61.94	2:02.41	5 64.11
14	229	13	Robert BEVAN	Triumph Metisse 750	5	10:34.50	61.84	2:02.69	5 63.97
15	268	13	Mark FAIRWEATHER	BMW R100RS	5	11:14.59	58.17	2:10.42	4 60.17
16	171	13	Stephen JONES	Ducati Pantah 500SL	4	9:16.41	56.42	2:15.09	4 58.09
17	289	13	Peter KIRBY	Norton Interpol 2	4	9:19.63	56.09	2:17.35	2 57.14
18	154	13	Dave FITZPATRICK	Laverda Montjuic 500	4	9:23.37	55.72	2:16.94	4 57.31

Not-Classified

139 13 Gareth ROBERTS Honda CBC900F 0 Starter

Fastest Lap

77 13 Mike SMITH Rob North BSA Rocket 3 1:45.80 4 74.18

Start Time : 15:31

Cadwell Park

29 Sep 18 15:49

Clerk of Course :

Time Issued :

Chief Timekeeper : Graham Marshall

THESE RESULTS ARE PROVISIONAL UNTIL THE CONCLUSION OF ANY JUDICIAL AND TECHNICAL MATTERS

HS Sports Timing and Results Systems - Results and Lap Times at www.hssports.co.uk

BRITISH HISTORIC RACING

RESULT - RACE 7 - EVENT 7

Pl	No	Evt	Name	Machine	Laps	Time	MPH	Best Lap on	MPH
1	239	7	Mike BEVAN	Seeley G50	5	9:40.37	67.61	1:52.79	5 69.58
2	100	7	Andy HUNT	Ducati Steelcraft 450	5	9:45.80	66.99	1:53.66	5 69.05
3	81	7	Mick FOX	Seeley G50	5	9:47.11	66.84	1:52.89	5 69.52
4	117	7	John FAWCETT	Seeley G50	5	10:00.48	65.35	1:56.53	4 67.35
5	272	7	David MARTIN	Honda 500/4	5	10:04.88	64.87	1:55.27	5 68.08
6	134	7	Paul POTTER	BSA B50	5	10:44.29	60.90	2:05.93	3 62.32
7	122	7	Richard STOTT	Matchless G50	5	10:47.88	60.57	2:06.36	5 62.11
8	156	7	Kevin THURSTON	Petty Weslake 750	5	11:25.67	57.23	2:10.44	2 60.17
9	42	7	Tony AINLEY	Velocette Venom 499	4	9:18.13	56.24	2:16.49	2 57.50
10	221	7	Oliver PRESSWOOD	Velocette Venom 499	4	9:25.95	55.47	2:17.65	4 57.01

Not-Classified

12	7	Stefan RADAKOVIC	Norton Manx 499	2	3:54.24	DNF	67.01	1:51.74	2 70.23
200	7	James GERRARD	Norton Manx 499	0		Starter			

Fastest Lap

12	7	Stefan RADAKOVIC	Norton Manx 499				1:51.74	2	70.23
----	---	------------------	-----------------	--	--	--	---------	---	-------

Start Time : 15:31

Cadwell Park

29 Sep 18 15:49

Clerk of Course :

Time Issued :

Chief Timekeeper : Graham Marshall

THESE RESULTS ARE PROVISIONAL UNTIL THE CONCLUSION OF ANY JUDICIAL AND TECHNICAL MATTERS

HS Sports Timing and Results Systems - Results and Lap Times at www.hssports.co.uk

EVENTS 7 & 13

LAP TIMES - RACE 7

12	Stefan RADAKOVIC										
	Lap	1	2	3	4	5	6	7	8	9	10
	1	1:57.50	1:51.74								
26	Tim WOOLLEY										
	Lap	1	2	3	4	5	6	7	8	9	10
	1	2:13.74	2:05.52	2:03.79	2:05.08	2:02.41					
42	Tony AINLEY										
	Lap	1	2	3	4	5	6	7	8	9	10
	1	2:20.73	2:16.49	2:17.52	2:16.71						
77	Mike SMITH										
	Lap	1	2	3	4	5	6	7	8	9	10
	1	1:56.16	1:48.52	1:46.07	1:45.80	1:48.22					
79	Tony JIMENEZ										
	Lap	1	2	3	4	5	6	7	8	9	10
	1	2:00.10	1:58.33	1:56.80	1:56.45	1:56.11					
81	Mick FOX										
	Lap	1	2	3	4	5	6	7	8	9	10
	1	1:59.15	1:56.36	1:56.78	1:56.39	1:52.89					
100	Andy HUNT										
	Lap	1	2	3	4	5	6	7	8	9	10
	1	1:59.62	1:55.69	1:57.14	1:54.09	1:53.66					
117	John FAWCETT										
	Lap	1	2	3	4	5	6	7	8	9	10
	1	2:04.00	1:58.70	1:57.38	1:56.53	1:57.45					
122	Richard STOTT										
	Lap	1	2	3	4	5	6	7	8	9	10
	1	2:12.82	2:07.35	2:07.23	2:06.98	2:06.36					
134	Paul POTTER										
	Lap	1	2	3	4	5	6	7	8	9	10
	1	2:11.03	2:07.02	2:05.93	2:06.92	2:07.02					
151	Nigel CLARK										
	Lap	1	2	3	4	5	6	7	8	9	10
	1	2:10.19	2:01.94	2:04.56	2:03.34	2:03.81					
154	Dave FITZPATRICK										
	Lap	1	2	3	4	5	6	7	8	9	10
	1	2:23.62	2:19.14	2:17.67	2:16.94						
155	Chris SALTINSTALL										
	Lap	1	2	3	4	5	6	7	8	9	10
	1	2:00.13	1:57.43	1:57.10	1:57.26	1:56.47					

156	Kevin THURSTON										
	Lap	1	2	3	4	5	6	7	8	9	10
	1	2:16.57	2:10.44	2:10.99	2:12.95	2:25.75					
171	Stephen JONES										
	Lap	1	2	3	4	5	6	7	8	9	10
	1	2:18.95	2:16.65	2:19.86	2:15.09						
175	Patrick WELCH										
	Lap	1	2	3	4	5	6	7	8	9	10
	1	1:56.18	1:53.11	1:53.07	1:52.35	1:54.23					
187	Lee WATTS										
	Lap	1	2	3	4	5	6	7	8	9	10
	1	2:04.21	1:59.30	1:58.70	1:56.54	1:56.48					
221	Oliver PRESSWOOD										
	Lap	1	2	3	4	5	6	7	8	9	10
	1	2:22.66	2:18.87	2:18.32	2:17.65						
222	Ian VERRINDER										
	Lap	1	2	3	4	5	6	7	8	9	10
	1	2:09.66	2:02.21	2:03.52	2:03.63	2:00.57					
229	Robert BEVAN										
	Lap	1	2	3	4	5	6	7	8	9	10
	1	2:14.27	2:06.42	2:04.21	2:03.05	2:02.69					
235	Graham NICHOLLS										
	Lap	1	2	3	4	5	6	7	8	9	10
	1	2:12.81	2:06.24	2:04.40	2:03.16	2:02.34					
239	Mike BEVAN										
	Lap	1	2	3	4	5	6	7	8	9	10
	1	1:59.72	1:55.08	1:53.52	1:53.39	1:52.79					
257	Richard STUBBS										
	Lap	1	2	3	4	5	6	7	8	9	10
	1	2:00.51	1:57.57	1:57.53	1:56.58	1:56.56					
260	Richard HAWKSWORTH										
	Lap	1	2	3	4	5	6	7	8	9	10
	1	2:05.42	2:00.99	2:01.94	1:59.05	1:57.93					
264	Nic POWELL										
	Lap	1	2	3	4	5	6	7	8	9	10
	1	2:05.49	2:00.80	1:59.78	1:58.74	1:58.97					
268	Mark FAIRWEATHER										
	Lap	1	2	3	4	5	6	7	8	9	10
	1	2:19.04	2:14.42	2:11.15	2:10.42	2:11.52					
272	David MARTIN										
	Lap	1	2	3	4	5	6	7	8	9	10
	1	2:05.61	1:58.89	2:00.78	1:58.31	1:55.27					

279 Paul JOHNSON

Lap	1	2	3	4	5	6	7	8	9	10
1	2:05.96	2:00.35	2:01.65	1:56.38	1:57.98					

289 Peter KIRBY

Lap	1	2	3	4	5	6	7	8	9	10
1	2:19.22	2:17.35	2:19.02	2:19.83						

Lap Chart

EVENTS 7 & 13 - RACE 7

Lap 1		Lap 2		Lap 3		Lap 4		Lap 5		Lap 6		Lap 7		Lap 8		Lap 9		Lap 10	
No	Time	No	Time	No	Time	No	Time	No	Time	No	Time	No	Time	No	Time	No	Time	No	Time
175	1:57.93	77	3:51.04	77	5:37.11	77	7:22.91	77	9:11.13										
155	2:02.00	175	3:51.04	175	5:44.11	175	7:36.46	171	9:16.41	*1									
12	2:02.50	12	3:54.24	239	5:54.19	239	7:47.58	42	9:18.13	*1									
77	2:02.52	155	3:59.43	155	5:56.53	100	7:52.14	289	9:19.63	*1									
257	2:02.87	257	4:00.44	81	5:57.83	155	7:53.79	154	9:23.37	*1									
79	2:03.23	239	4:00.67	257	5:57.97	81	7:54.22	221	9:25.95	*1									
81	2:04.69	100	4:00.91	100	5:58.05	257	7:54.55	175	9:30.69										
100	2:05.22	81	4:01.05	79	5:58.36	79	7:54.81	239	9:40.37										
239	2:05.59	79	4:01.56	117	6:06.50	117	8:03.03	100	9:45.80										
260	2:07.72	187	4:08.27	187	6:06.97	187	8:03.51	81	9:47.11										
264	2:08.61	260	4:08.71	264	6:09.19	279	8:07.51	155	9:50.26										
187	2:08.97	117	4:09.12	260	6:10.65	264	8:07.93	79	9:50.92										
279	2:09.13	264	4:09.41	279	6:11.13	272	8:09.61	257	9:51.11										
117	2:10.42	279	4:09.48	272	6:11.30	260	8:09.70	187	9:59.99										
272	2:11.63	272	4:10.52	151	6:19.45	151	8:22.79	117	10:00.48										
151	2:12.95	151	4:14.89	222	6:20.13	222	8:23.76	272	10:04.88										
222	2:14.40	222	4:16.61	26	6:26.05	26	8:31.13	279	10:05.49										
26	2:16.74	26	4:22.26	235	6:27.97	235	8:31.13	264	10:06.90										
235	2:17.33	235	4:23.57	229	6:28.76	229	8:31.81	260	10:07.63										
134	2:17.40	134	4:24.42	134	6:30.35	134	8:37.27	222	10:24.33										
229	2:18.13	229	4:24.55	122	6:34.54	122	8:41.52	151	10:26.60										
122	2:19.96	122	4:27.31	156	6:46.97	156	8:59.92	235	10:33.47										
289	2:23.43	156	4:35.98	268	6:52.65	268	9:03.07	26	10:33.54										
171	2:24.81	289	4:40.78	289	6:59.80			229	10:34.50										
156	2:25.54	171	4:41.46	171	7:01.32			134	10:44.29										
268	2:27.08	268	4:41.50	42	7:01.42			122	10:47.88										
42	2:27.41	42	4:43.90	154	7:06.43			268	11:14.59										
154	2:29.62	154	4:48.76	221	7:08.30			156	11:25.67										
221	2:31.11	221	4:49.98																

BRITISH HISTORIC RACING

EVENTS 2, 3, 5, 14 & 23

RESULT - RACE 9

PI	No	Evt	Name	Machine	Laps	Time	Behind	MPH	Best Lap on	MPH
1	60	5	Richard HAWKINS	Ducati MKIII 349	5	9:39.44		67.72	1:53.66	5 69.05
2	100	3	Andy HUNT	Ducati Steelcraft 250	5	9:49.29	9.85	66.59	1:55.21	2 68.12
3	94	3	Geoff MILLS	Ducati Harrison 250	5	10:06.47	27.03	64.70	1:58.87	2 66.02
4	56	3	Matthew HEBB	Ducati MKIII 250	5	10:12.07	32.63	64.11	1:59.75	5 65.54
5	4	3	Ian HENSHAW	Royal Enfield Crusader	5	10:13.21	33.77	63.99	2:00.90	5 64.91
6	129	3	Charles DAVIES	Honda CB450	5	10:20.30	40.86	63.26	2:00.64	5 65.05
7	290	5	Paul MEADOWS	BSA B40 350	5	10:32.96	53.52	61.99	2:04.16	2 63.21
8	148	23	Reg SQUIRE	Honda RS 125	5	11:04.88	1:25.44	59.02	2:09.07	2 60.80
9	248	3	Andrew PIGGOTT	Ducati MKIII 250	5	11:08.46	1:29.02	58.70	2:09.62	2 60.55
10	24	3	Joao QUINTANEIRO	Royal Enfield Crusader	5	11:17.73	1:38.29	57.90	2:13.12	5 58.95
11	258	14	Darin MILLS	Suzuki T20 249	5	11:18.45	1:39.01	57.84	2:13.77	3 58.67
12	295	MZ	Charles OLLIS	MZ Supa5 250	5	11:58.41	2:18.97	54.62	2:22.20	5 55.19
13	231	MZ	Philip SMITH	MZ TZ 250/1	4	10:19.36	1 Lap	50.68	2:31.32	4 51.86
14	220	2	Peter GREIG	Lucas Rudge 250	4	11:33.11	1 Lap	45.29	2:47.18	4 46.94
<u>Not-Classified</u>										
	142	5	Steve HANDS	BSA Goldstar 350	3	6:14.98	DNF	62.79	2:01.49	3 64.60
	33	3	Mike POWELL	Royal Enfield GPS 250	3	6:23.48	DNF	61.40	2:04.98	2 62.79
	259	3	Richard BOOL	Ducati MKI 250	1	2:27.30	DNF	53.28		0 0.00
<u>Fastest Lap</u>										
	60	5	Richard HAWKINS	Ducati MKIII 349					1:53.66	5 69.05

Start Time : 16:14

Cadwell Park

29 Sep 18 16:28

Clerk of Course :

Time Issued :


Chief Timekeeper : Graham Marshall

THESE RESULTS ARE PROVISIONAL UNTIL THE CONCLUSION OF ANY JUDICIAL AND TECHNICAL MATTERS

HS Sports Timing and Results Systems - Results and Lap Times at www.hssports.co.uk



RACE GRID



EVENTS 2, 3, 5, 14 & 23

RACE 9

ROW 6	295 02:19.780 Charles OLLIS 16	231 02:33.050 Philip SMITH 17	129 - Charles DAVIES 18
ROW 5	24 02:09.610 Joao QUINTANEIRO 13	259 02:09.620 Richard BOOL 14	258 02:09.850 Darin MILLS 15
ROW 4	290 02:02.780 Paul MEADOWS 10	148 02:06.030 Reg SQUIRE 11	248 02:08.650 Andrew PIGGOTT 12
ROW 3	33 02:00.920 Mike POWELL 7	57 02:01.140 Jack SCRIVENER 8	142 02:01.670 Steve HANDS 9
ROW 2	84 01:58.350 Peter CARROLL 4	4 02:00.470 Ian HENSHAW 5	56 02:00.900 Matthew HEBB 6
ROW 1	60 01:53.270 Richard HAWKINS 1	100 01:56.950 Andy HUNT 2	94 01:58.340 Geoff MILLS 3
POLE			



RESULT - RACE 9 - EVENT 14

Pl	No	Evt	Name	Machine	Laps	Time	MPH	Best Lap on	MPH
1	258	14	Darin MILLS	Suzuki T20 249	5	11:18.45	57.84	2:13.77	3 58.67

Fastest Lap

258 14 Darin MILLS Suzuki T20 249 2:13.77 3 58.67

Start Time : 16:14

Cadwell Park

29 Sep 18 16:28

Clerk of Course :

Time Issued :

Chief Timekeeper : Graham Marshall

THESE RESULTS ARE PROVISIONAL UNTIL THE CONCLUSION OF ANY JUDICIAL AND TECHNICAL MATTERS

HS Sports Timing and Results Systems - Results and Lap Times at www.hssports.co.uk



RESULT - RACE 9 - EVENT 2

Pl	No	Evt	Name	Machine	Laps	Time	MPH	Best Lap on	MPH
1	220	2	Peter GREIG	Lucas Rudge 250	4	11:33.11	45.29	2:47.18	4 46.94

Fastest Lap

220	2	Peter GREIG	Lucas Rudge 250	2:47.18	4	46.94
-----	---	-------------	-----------------	---------	---	-------

Start Time : 16:14

Cadwell Park

29 Sep 18 16:28

Clerk of Course :

Time Issued :

Chief Timekeeper : Graham Marshall

THESE RESULTS ARE PROVISIONAL UNTIL THE CONCLUSION OF ANY JUDICIAL AND TECHNICAL MATTERS

HS Sports Timing and Results Systems - Results and Lap Times at www.hssports.co.uk



RESULT - RACE 9 - EVENT 23

Pl	No	Evt	Name	Machine	Laps	Time	MPH	Best Lap on	MPH
1	148	23	Reg SQUIRE	Honda RS 125	5	11:04.88	59.02	2:09.07	2 60.80

Fastest Lap

148 23 Reg SQUIRE Honda RS 125 2:09.07 2 60.80

Start Time : 16:14

Cadwell Park

29 Sep 18 16:28

Clerk of Course :

Time Issued :

Chief Timekeeper : Graham Marshall

THESE RESULTS ARE PROVISIONAL UNTIL THE CONCLUSION OF ANY JUDICIAL AND TECHNICAL MATTERS

HS Sports Timing and Results Systems - Results and Lap Times at www.hssports.co.uk

BRITISH HISTORIC RACING

RESULT - RACE 9 - EVENT 3

Pl	No	Evt	Name	Machine	Laps	Time	MPH	Best Lap on	MPH
1	100	3	Andy HUNT	Ducati Steelcraft 250	5	9:49.29	66.59	1:55.21	2 68.12
2	94	3	Geoff MILLS	Ducati Harrison 250	5	10:06.47	64.70	1:58.87	2 66.02
3	56	3	Matthew HEBB	Ducati MKIII 250	5	10:12.07	64.11	1:59.75	5 65.54
4	4	3	Ian HENSHAW	Royal Enfield Crusader	5	10:13.21	63.99	2:00.90	5 64.91
5	129	3	Charles DAVIES	Honda CB450	5	10:20.30	63.26	2:00.64	5 65.05
6	248	3	Andrew PIGGOTT	Ducati MKIII 250	5	11:08.46	58.70	2:09.62	2 60.55
7	24	3	Joao QUINTANEIRO	Royal Enfield Crusader	5	11:17.73	57.90	2:13.12	5 58.95

Not-Classified

33	3	Mike POWELL	Royal Enfield GPS 250	3	6:23.48	DNF	61.40	2:04.98	2 62.79
259	3	Richard BOOL	Ducati MKI 250	1	2:27.30	DNF	53.28		0 0.00

Fastest Lap

100	3	Andy HUNT	Ducati Steelcraft 250				1:55.21	2	68.12
-----	---	-----------	-----------------------	--	--	--	---------	---	-------

Start Time : 16:14

Cadwell Park

29 Sep 18 16:28

Clerk of Course :

Time Issued :

Chief Timekeeper : Graham Marshall

THESE RESULTS ARE PROVISIONAL UNTIL THE CONCLUSION OF ANY JUDICIAL AND TECHNICAL MATTERS

HS Sports Timing and Results Systems - Results and Lap Times at www.hssports.co.uk

BRITISH HISTORIC RACING

RESULT - RACE 9 - EVENT 5

Pl	No	Evt	Name	Machine	Laps	Time	MPH	Best Lap on	MPH
1	60	5	Richard HAWKINS	Ducati MKIII 349	5	9:39.44	67.72	1:53.66	5 69.05
2	290	5	Paul MEADOWS	BSA B40 350	5	10:32.96	61.99	2:04.16	2 63.21

Not-Classified

142	5	Steve HANDS	BSA Goldstar 350	3	6:14.98	DNF	62.79	2:01.49	3 64.60
-----	---	-------------	------------------	---	---------	-----	-------	---------	---------

Fastest Lap

60	5	Richard HAWKINS	Ducati MKIII 349				1:53.66	5 69.05
----	---	-----------------	------------------	--	--	--	---------	---------

Start Time : 16:14

Cadwell Park

29 Sep 18 16:28

Clerk of Course :

Time Issued :

Chief Timekeeper : Graham Marshall

THESE RESULTS ARE PROVISIONAL UNTIL THE CONCLUSION OF ANY JUDICIAL AND TECHNICAL MATTERS

HS Sports Timing and Results Systems - Results and Lap Times at www.hssports.co.uk



RESULT - RACE 9 - EVENT MZ

PI	No	Evt	Name	Machine	Laps	Time	MPH	Best Lap on	MPH
1	295	MZ	Charles OLLIS	MZ Supa5 250	5	11:58.41	54.62	2:22.20	5 55.19
2	231	MZ	Philip SMITH	MZ TZ 250/1	4	10:19.36	50.68	2:31.32	4 51.86

Fastest Lap

295 MZ Charles OLLIS MZ Supa5 250 2:22.20 5 55.19

Start Time : 16:14

Cadwell Park

29 Sep 18 16:28

Clerk of Course :

Time Issued :

Chief Timekeeper : Graham Marshall

THESE RESULTS ARE PROVISIONAL UNTIL THE CONCLUSION OF ANY JUDICIAL AND TECHNICAL MATTERS

HS Sports Timing and Results Systems - Results and Lap Times at www.hssports.co.uk

EVENTS 2, 3, 5, 14 & 23

LAP TIMES - RACE 9

4	Ian HENSHAW										
	Lap	1	2	3	4	5	6	7	8	9	10
	1	2:05.53	2:01.44	2:01.00	2:01.50	2:00.90					
24	Joao QUINTANEIRO										
	Lap	1	2	3	4	5	6	7	8	9	10
	1	2:18.06	2:14.09	2:13.50	2:14.13	2:13.12					
33	Mike POWELL										
	Lap	1	2	3	4	5	6	7	8	9	10
	1	2:07.24	2:04.98	2:07.90							
56	Matthew HEBB										
	Lap	1	2	3	4	5	6	7	8	9	10
	1	2:05.52	2:00.98	2:01.43	2:01.44	1:59.75					
60	Richard HAWKINS										
	Lap	1	2	3	4	5	6	7	8	9	10
	1	1:58.89	1:54.52	1:55.48	1:55.29	1:53.66					
94	Geoff MILLS										
	Lap	1	2	3	4	5	6	7	8	9	10
	1	2:03.86	1:58.87	1:59.98	2:00.55	2:00.75					
100	Andy HUNT										
	Lap	1	2	3	4	5	6	7	8	9	10
	1	1:59.80	1:55.21	1:56.72	1:57.08	1:58.56					
129	Charles DAVIES										
	Lap	1	2	3	4	5	6	7	8	9	10
	1	2:06.26	2:02.91	2:01.99	2:03.58	2:00.64					
142	Steve HANDS										
	Lap	1	2	3	4	5	6	7	8	9	10
	1	2:07.54	2:02.08	2:01.49							
148	Reg SQUIRE										
	Lap	1	2	3	4	5	6	7	8	9	10
	1	2:16.29	2:09.07	2:12.75	2:10.56	2:11.58					
220	Peter GREIG										
	Lap	1	2	3	4	5	6	7	8	9	10
	1	2:56.22	2:54.83	2:47.86	2:47.18						
231	Philip SMITH										
	Lap	1	2	3	4	5	6	7	8	9	10
	1	2:34.01	2:34.58	2:34.19	2:31.32						
248	Andrew PIGGOTT										
	Lap	1	2	3	4	5	6	7	8	9	10
	1	2:17.96	2:09.62	2:12.10	2:12.47	2:12.10					

258	Darin MILLS										
	Lap	1	2	3	4	5	6	7	8	9	10
	1	2:16.36	2:15.30	2:13.77	2:14.08	2:14.19					

259	Richard BOOL										
	Lap	1	2	3	4	5	6	7	8	9	10
	1	2:22.75									

290	Paul MEADOWS										
	Lap	1	2	3	4	5	6	7	8	9	10
	1	2:07.80	2:04.16	2:04.90	2:06.55	2:05.28					

295	Charles OLLIS										
	Lap	1	2	3	4	5	6	7	8	9	10
	1	2:23.75	2:22.45	2:22.26	2:22.45	2:22.20					

Lap Chart

EVENTS 2, 3, 5, 14 & 23 - RACE 9

Lap 1		Lap 2		Lap 3		Lap 4		Lap 5		Lap 6		Lap 7		Lap 8		Lap 9		Lap 10	
No	Time	No	Time	No	Time	No	Time	No	Time	No	Time	No	Time	No	Time	No	Time	No	Time
60	2:00.49	60	3:55.01	60	5:50.49	60	7:45.78	60	9:39.44										
100	2:01.72	100	3:56.93	100	5:53.65	231	7:48.04 *1	100	9:49.29										
94	2:06.32	94	4:05.19	220	5:58.07 *1	100	7:50.73	94	10:06.47										
4	2:08.37	56	4:09.45	94	6:05.17	94	8:05.72	56	10:12.07										
56	2:08.47	4	4:09.81	4	6:10.81	4	8:12.31	4	10:13.21										
33	2:10.60	142	4:13.49	56	6:10.88	56	8:12.32	231	10:19.36 *1										
129	2:11.18	129	4:14.09	142	6:14.98	129	8:19.66	129	10:20.30										
142	2:11.41	33	4:15.58	129	6:16.08	290	8:27.68	290	10:32.96										
290	2:12.07	290	4:16.23	290	6:21.13	220	8:45.93 *1	148	11:04.88										
148	2:20.92	148	4:29.99	33	6:23.48	148	8:53.30	248	11:08.46										
258	2:21.11	248	4:31.79	148	6:42.74	248	8:56.36	24	11:17.73										
248	2:22.17	258	4:36.41	248	6:43.89	258	9:04.26	258	11:18.45										
24	2:22.89	24	4:36.98	258	6:50.18	24	9:04.61	220	11:33.11 *1										
259	2:27.30	295	4:51.50	24	6:50.48	295	9:36.21	295	11:58.41										
295	2:29.05	231	5:13.85	295	7:13.76														
231	2:39.27																		
220	3:03.24																		



ACU BRITISH SCOOTER STOCK CHAMPIONSHIP

RESULT - RACE 10

PI	No	Evt	Name	Machine	Laps	Time	Behind	MPH	Best Lap on	MPH
1	86	G4	Jason METIVIER	Lambretts GP200	5	10:15.49		63.75	2:01.06	5 64.83
2	16	G4	Chris GEYTON	Lambretta GP 210	5	10:15.69	0.20	63.73	2:00.29	5 65.24
3	3	SP	Lee BAMBER	Lambretta GP 200	5	10:18.33	2.84	63.46	2:01.26	3 64.72
4	2	SP	Justin PRICE	Lambretta GP 200	5	10:26.74	11.25	62.61	2:02.52	2 64.05
5	63	G4	David BRISTOW	Lambretta Hornet GP	5	10:40.35	24.86	61.28	2:05.03	5 62.77
6	18	G4	Dan LEWIS	Lambretta GP 200	5	10:40.91	25.42	61.23	2:05.63	4 62.47
7	6	SP	Stewart MCKENZIE	Vespa PX 210	5	10:46.54	31.05	60.69	2:06.82	4 61.88
8	28	AP	Stephen WRIGHT	Gilera Runner PSN 180	5	10:46.55	31.06	60.69	2:06.59	3 62.00
9	4	AP	Stephen GRAVES	Scomadi Retrotech 200	5	10:46.81	31.32	60.67	2:06.89	4 61.85
10	47	SP	Graham TATTON	Lambretta SX 200	5	10:55.32	39.83	59.88	2:05.25	5 62.66
11	41	SP	Stuart DAY	Lambretta GP 200	5	11:08.36	52.87	58.71	2:11.68	2 59.60
12	74	SP	Bob WEST	Lambretta SRP 200	5	11:13.94	58.45	58.22	2:12.47	4 59.24
13	135	G4	Peter MOLKINTHIN	Lambretta GP 200	5	11:14.93	59.44	58.14	2:12.80	5 59.10
14	64	SP	Pat WICKHAM	Lambretta GP 200	5	11:15.40	59.91	58.10	2:12.61	3 59.18
15	116	AP	Shaun FAIRHEAD	Scomadi TL200	5	11:16.22	1:00.73	58.03	2:12.85	3 59.07
16	11	SP	Keith TERRY	Lambretta JB 200	5	11:27.28	1:11.79	57.09	2:14.18	2 58.49
17	78	SP	Barry BRAITHEWAITE	Lambretta GP200	5	11:27.29	1:11.80	57.09	2:14.28	3 58.45
18	36	AP	Nikita McNALLY	Piaggio Zip 90	5	11:27.36	1:11.87	57.09	2:12.51	3 59.23
19	46	SP	David DELANEY	Vespa 90ss 132	5	11:27.95	1:12.46	57.04	2:15.07	2 58.10
20	12	SP	Jeremy STEEL	Lambretta GP 200	5	11:28.00	1:12.51	57.03	2:14.96	3 58.15
21	52	AP	John WOODS	Scomadi TL200	5	11:28.81	1:13.32	56.97	2:13.63	3 58.73
22	98	SP	Zack TINGLE	Scomadi TL200	5	11:29.26	1:13.77	56.93	2:14.57	2 58.32
23	92	G4	Tim SIMPSON	Lambretta GP 200	5	11:29.27	1:13.78	56.93	2:14.21	3 58.48
24	131	G4	Drew DUNCAN	Lambretta Jet 200	5	11:42.65	1:27.16	55.85	2:14.31	5 58.43
25	68	G4	Shaun NICKELLS	JPS Lambretta 198	5	11:49.75	1:34.26	55.29	2:18.38	4 56.71
26	44	G4	Mark CLIPSTONE	Lambretta GP 205	5	11:50.54	1:35.05	55.23	2:17.43	5 57.11
27	109	G4	Paul FITZGERALD	Lambretta GP 200	5	11:52.13	1:36.64	55.10	2:18.77	3 56.55
28	40	AP	Lee GILES	Scomadi 200	5	11:55.87	1:40.38	54.81	2:20.41	5 55.89
29	29	SP	Robert FIELDER	Vespa PX 166	5	12:05.88	1:50.39	54.06	2:21.81	2 55.34
Not-Classified										
	69	SP	Michael BONETT	Lambretta SX 200	4	8:17.50	DNF	63.10	2:01.45	4 64.62
Fastest Lap										
	16	G4	Chris GEYTON	Lambretta GP 210					2:00.29	5 65.24

Start Time : 16:52

Cadwell Park

29 Sep 18 17:17

Clerk of Course :

Time Issued :

Chief Timekeeper : Graham Marshall

THESE RESULTS ARE PROVISIONAL UNTIL THE CONCLUSION OF ANY JUDICIAL AND TECHNICAL MATTERS

HS Sports Timing and Results Systems - Results and Lap Times at www.hssports.co.uk

RACE GRID

ACU BRITISH SCOOTER STOCK CHAMPIONSHIP

RACE 10

ROW 11	29 02:23.180 Robert FIELDER 31	42 02:54.960 Ceri HODGETTS 32	36 - Nikita McNALLY 33
ROW 10	109 02:18.120 Paul FITZGERALD 28	40 02:20.030 Lee GILES 29	44 02:20.340 Mark CLIPSTONE 30
ROW 9	92 02:16.480 Tim SIMPSON 25	83 02:16.560 Jeremy CREW 26	131 02:17.990 Drew DUNCAN 27
ROW 8	68 02:14.470 Shaun NICKELLS 22	116 02:14.870 Shaun FAIRHEAD 23	52 02:14.960 John WOODS 24
ROW 7	98 02:11.740 Zack TINGLE 19	78 02:11.810 Barry BRAITHEWAITE 20	11 02:12.850 Keith TERRY 21
ROW 6	64 02:11.650 Pat WICKHAM 16	135 02:11.680 Peter MOLKINTHIN 17	12 02:11.740 Jeremy STEEL 18
ROW 5	6 02:09.850 Stewart MCKENZIE 13	41 02:11.060 Stuart DAY 14	74 02:11.480 Bob WEST 15
ROW 4	30 02:06.190 Christopher COOK 10	18 02:07.880 Dan LEWIS 11	46 02:07.890 David DELANEY 12
ROW 3	47 02:03.670 Graham TATTON 7	28 02:04.770 Stephen WRIGHT 8	4 02:05.280 Stephen GRAVES 9
ROW 2	16 02:02.830 Chris GEYTON 4	63 02:02.900 David BRISTOW 5	69 02:03.020 Michael BONETT 6
ROW 1	2 02:01.900 Justin PRICE 1	3 02:02.070 Lee BAMBER 2	86 02:02.510 Jason METIVIER 3

POLE



ACU BRITISH SCOOTER STOCK CHAMPIONSHIP

RESULT - RACE 10 - EVENT AP

Pl	No	Evt	Name	Machine	Laps	Time	MPH	Best Lap on	MPH
1	28	AP	Stephen WRIGHT	Gilera Runner PSN 180	5	10:46.55	60.69	2:06.59	3 62.00
2	4	AP	Stephen GRAVES	Scomadi Retrotech 200	5	10:46.81	60.67	2:06.89	4 61.85
3	116	AP	Shaun FAIRHEAD	Scomadi TL200	5	11:16.22	58.03	2:12.85	3 59.07
4	36	AP	Nikita McNALLY	Piaggio Zip 90	5	11:27.36	57.09	2:12.51	3 59.23
5	52	AP	John WOODS	Scomadi TL200	5	11:28.81	56.97	2:13.63	3 58.73
6	40	AP	Lee GILES	Scomadi 200	5	11:55.87	54.81	2:20.41	5 55.89

Fastest Lap

28 AP Stephen WRIGHT Gilera Runner PSN 180 2:06.59 3 62.00

Start Time : 16:52

Cadwell Park

29 Sep 18 17:17

Clerk of Course :

Time Issued :

Chief Timekeeper : Graham Marshall

THESE RESULTS ARE PROVISIONAL UNTIL THE CONCLUSION OF ANY JUDICIAL AND TECHNICAL MATTERS

HS Sports Timing and Results Systems - Results and Lap Times at www.hssports.co.uk



ACU BRITISH SCOOTER STOCK CHAMPIONSHIP

RESULT - RACE 10 - EVENT G4

PI	No	Evt	Name	Machine	Laps	Time	MPH	Best Lap on	MPH
1	86	G4	Jason METIVIER	Lambretts GP200	5	10:15.49	63.75	2:01.06	5 64.83
2	16	G4	Chris GEYTON	Lambretta GP 210	5	10:15.69	63.73	2:00.29	5 65.24
3	63	G4	David BRISTOW	Lambretta Hornet GP	5	10:40.35	61.28	2:05.03	5 62.77
4	18	G4	Dan LEWIS	Lambretta GP 200	5	10:40.91	61.23	2:05.63	4 62.47
5	135	G4	Peter MOLKINTHIN	Lambretta GP 200	5	11:14.93	58.14	2:12.80	5 59.10
6	92	G4	Tim SIMPSON	Lambretta GP 200	5	11:29.27	56.93	2:14.21	3 58.48
7	131	G4	Drew DUNCAN	Lambretta Jet 200	5	11:42.65	55.85	2:14.31	5 58.43
8	68	G4	Shaun NICKELLS	JPS Lambretta 198	5	11:49.75	55.29	2:18.38	4 56.71
9	44	G4	Mark CLIPSTONE	Lambretta GP 205	5	11:50.54	55.23	2:17.43	5 57.11
10	109	G4	Paul FITZGERALD	Lambretta GP 200	5	11:52.13	55.10	2:18.77	3 56.55

Fastest Lap

16 G4 Chris GEYTON Lambretta GP 210 2:00.29 5 65.24

Start Time : 16:52

Cadwell Park

29 Sep 18 17:17

Clerk of Course :

Time Issued :

Chief Timekeeper : Graham Marshall

THESE RESULTS ARE PROVISIONAL UNTIL THE CONCLUSION OF ANY JUDICIAL AND TECHNICAL MATTERS

HS Sports Timing and Results Systems - Results and Lap Times at www.hssports.co.uk



ACU BRITISH SCOOTER STOCK CHAMPIONSHIP

RESULT - RACE 10 - EVENT SP

PI	No	Evt	Name	Machine	Laps	Time	MPH	Best Lap on	MPH
1	3	SP	Lee BAMBER	Lambretta GP 200	5	10:18.33	63.46	2:01.26	3 64.72
2	2	SP	Justin PRICE	Lambretta GP 200	5	10:26.74	62.61	2:02.52	2 64.05
3	6	SP	Stewart MCKENZIE	Vespa PX 210	5	10:46.54	60.69	2:06.82	4 61.88
4	47	SP	Graham TATTON	Lambretta SX 200	5	10:55.32	59.88	2:05.25	5 62.66
5	41	SP	Stuart DAY	Lambretta GP 200	5	11:08.36	58.71	2:11.68	2 59.60
6	74	SP	Bob WEST	Lambretta SRP 200	5	11:13.94	58.22	2:12.47	4 59.24
7	64	SP	Pat WICKHAM	Lambretta GP 200	5	11:15.40	58.10	2:12.61	3 59.18
8	11	SP	Keith TERRY	Lambretta JB 200	5	11:27.28	57.09	2:14.18	2 58.49
9	78	SP	Barry BRAITHEWAITE	Lambretta GP200	5	11:27.29	57.09	2:14.28	3 58.45
10	46	SP	David DELANEY	Vespa 90ss 132	5	11:27.95	57.04	2:15.07	2 58.10
11	12	SP	Jeremy STEEL	Lambretta GP 200	5	11:28.00	57.03	2:14.96	3 58.15
12	98	SP	Zack TINGLE	Scomadi TL200	5	11:29.26	56.93	2:14.57	2 58.32
13	29	SP	Robert FIELDER	Vespa PX 166	5	12:05.88	54.06	2:21.81	2 55.34

Not-Classified

69	SP	Michael BONETT	Lambretta SX 200	4	8:17.50	DNF	63.10	2:01.45	4 64.62
----	----	----------------	------------------	---	---------	-----	-------	---------	---------

Fastest Lap

3	SP	Lee BAMBER	Lambretta GP 200					2:01.26	3 64.72
---	----	------------	------------------	--	--	--	--	---------	---------

Start Time : 16:52

Cadwell Park

29 Sep 18 17:17

Clerk of Course :

Time Issued :

Chief Timekeeper : Graham Marshall

THESE RESULTS ARE PROVISIONAL UNTIL THE CONCLUSION OF ANY JUDICIAL AND TECHNICAL MATTERS

HS Sports Timing and Results Systems - Results and Lap Times at www.hssports.co.uk

ACU BRITISH SCOOTER STOCK CHAMPIONSHIP

LAP TIMES - RACE 10

2	Justin PRICE										
	Lap	1	2	3	4	5	6	7	8	9	10
	1	2:08.58	2:02.52	2:03.59	2:03.69	2:06.67					
3	Lee BAMBER										
	Lap	1	2	3	4	5	6	7	8	9	10
	1	2:07.86	2:02.52	2:01.26	2:01.45	2:03.27					
4	Stephen GRAVES										
	Lap	1	2	3	4	5	6	7	8	9	10
	1	2:13.19	2:07.58	2:07.64	2:06.89	2:07.95					
6	Stewart MCKENZIE										
	Lap	1	2	3	4	5	6	7	8	9	10
	1	2:10.35	2:09.59	2:07.44	2:06.82	2:08.18					
11	Keith TERRY										
	Lap	1	2	3	4	5	6	7	8	9	10
	1	2:21.18	2:14.18	2:15.77	2:15.45	2:15.18					
12	Jeremy STEEL										
	Lap	1	2	3	4	5	6	7	8	9	10
	1	2:20.15	2:16.55	2:14.96	2:15.28	2:16.05					
16	Chris GEYTON										
	Lap	1	2	3	4	5	6	7	8	9	10
	1	2:06.35	2:02.40	2:02.80	2:00.94	2:00.29					
18	Dan LEWIS										
	Lap	1	2	3	4	5	6	7	8	9	10
	1	2:11.24	2:07.31	2:06.56	2:05.63	2:06.12					
28	Stephen WRIGHT										
	Lap	1	2	3	4	5	6	7	8	9	10
	1	2:13.65	2:07.95	2:06.59	2:06.90	2:08.02					
29	Robert FIELDER										
	Lap	1	2	3	4	5	6	7	8	9	10
	1	2:26.23	2:21.81	2:22.71	2:23.53	2:23.86					
36	Nikita McNALLY										
	Lap	1	2	3	4	5	6	7	8	9	10
	1	2:22.40	2:15.30	2:12.51	2:14.55	2:14.54					
40	Lee GILES										
	Lap	1	2	3	4	5	6	7	8	9	10
	1	2:23.70	2:22.07	2:22.30	2:20.63	2:20.41					
41	Stuart DAY										
	Lap	1	2	3	4	5	6	7	8	9	10
	1	2:14.83	2:11.68	2:12.08	2:12.30	2:12.80					

44	Mark CLIPSTONE										
	Lap	1	2	3	4	5	6	7	8	9	10
	1	2:25.10	2:19.99	2:21.51	2:19.48	2:17.43					
46	David DELANEY										
	Lap	1	2	3	4	5	6	7	8	9	10
	1	2:22.16	2:15.07	2:15.10	2:15.32	2:15.70					
47	Graham TATTON										
	Lap	1	2	3	4	5	6	7	8	9	10
	1	2:27.73	2:08.38	2:05.37	2:05.32	2:05.25					
52	John WOODS										
	Lap	1	2	3	4	5	6	7	8	9	10
	1	2:23.52	2:16.13	2:13.63	2:14.41	2:15.29					
63	David BRISTOW										
	Lap	1	2	3	4	5	6	7	8	9	10
	1	2:10.65	2:07.74	2:06.94	2:07.06	2:05.03					
64	Pat WICKHAM										
	Lap	1	2	3	4	5	6	7	8	9	10
	1	2:17.48	2:14.87	2:12.61	2:13.10	2:12.61					
68	Shaun NICKELLS										
	Lap	1	2	3	4	5	6	7	8	9	10
	1	2:23.76	2:20.13	2:23.29	2:18.38	2:18.47					
69	Michael BONETT										
	Lap	1	2	3	4	5	6	7	8	9	10
	1	2:08.33	2:02.22	2:02.67	2:01.45						
74	Bob WEST										
	Lap	1	2	3	4	5	6	7	8	9	10
	1	2:18.20	2:12.55	2:13.07	2:12.47	2:12.73					
78	Barry BRAITHEWAITE										
	Lap	1	2	3	4	5	6	7	8	9	10
	1	2:22.16	2:15.88	2:14.28	2:15.07	2:14.80					
86	Jason METIVIER										
	Lap	1	2	3	4	5	6	7	8	9	10
	1	2:05.97	2:02.39	2:02.23	2:01.54	2:01.06					
92	Tim SIMPSON										
	Lap	1	2	3	4	5	6	7	8	9	10
	1	2:22.97	2:14.67	2:14.21	2:16.01	2:15.50					
98	Zack TINGLE										
	Lap	1	2	3	4	5	6	7	8	9	10
	1	2:22.49	2:14.57	2:15.07	2:17.02	2:14.88					
109	Paul FITZGERALD										
	Lap	1	2	3	4	5	6	7	8	9	10
	1	2:25.92	2:19.13	2:18.77	2:20.02	2:20.01					

116 Shaun FAIRHEAD

Lap	1	2	3	4	5	6	7	8	9	10
1	2:18.74	2:12.95	2:12.85	2:12.90	2:12.96					

131 Drew DUNCAN

Lap	1	2	3	4	5	6	7	8	9	10
1	2:26.54	2:20.76	2:19.10	2:15.27	2:14.31					

135 Peter MOLKINTHIN

Lap	1	2	3	4	5	6	7	8	9	10
1	2:16.21	2:13.22	2:14.58	2:13.13	2:12.80					

Lap Chart

ACU BRITISH SCOOTER STOCK CHAMPIONSHIP - RACE 10

Lap 1		Lap 2		Lap 3		Lap 4		Lap 5		Lap 6		Lap 7		Lap 8		Lap 9		Lap 10	
No	Time	No	Time	No	Time	No	Time	No	Time	No	Time	No	Time	No	Time	No	Time	No	Time
86	2:08.27	86	4:10.66	86	6:12.89	86	8:14.43	86	10:15.49										
16	2:09.26	16	4:11.66	3	6:13.61	3	8:15.06	16	10:15.69										
3	2:09.83	3	4:12.35	16	6:14.46	16	8:15.40	3	10:18.33										
2	2:10.27	2	4:12.79	69	6:16.05	69	8:17.50	2	10:26.74										
69	2:11.16	69	4:13.38	2	6:16.38	2	8:20.07	63	10:40.35										
63	2:13.58	63	4:21.32	63	6:28.26	18	8:34.79	18	10:40.91										
6	2:14.51	18	4:22.60	18	6:29.16	63	8:35.32	6	10:46.54										
18	2:15.29	6	4:24.10	6	6:31.54	6	8:38.36	28	10:46.55										
4	2:16.75	4	4:24.33	28	6:31.63	28	8:38.53	4	10:46.81										
28	2:17.09	28	4:25.04	4	6:31.97	4	8:38.86	47	10:55.32										
41	2:19.50	41	4:31.18	41	6:43.26	47	8:50.07	41	11:08.36										
135	2:21.20	135	4:34.42	47	6:44.75	41	8:55.56	74	11:13.94										
64	2:22.21	74	4:35.67	74	6:48.74	74	9:01.21	135	11:14.93										
74	2:23.12	64	4:37.08	135	6:49.00	135	9:02.13	64	11:15.40										
116	2:24.56	116	4:37.51	64	6:49.69	64	9:02.79	116	11:16.22										
12	2:25.16	47	4:39.38	116	6:50.36	116	9:03.26	11	11:27.28										
11	2:26.70	11	4:40.88	11	6:56.65	12	9:11.95	78	11:27.29										
46	2:26.76	12	4:41.71	12	6:56.67	11	9:12.10	36	11:27.36										
78	2:27.26	46	4:41.83	46	6:56.93	46	9:12.25	46	11:27.95										
98	2:27.72	98	4:42.29	98	6:57.36	78	9:12.49	12	11:28.00										
92	2:28.88	78	4:43.14	78	6:57.42	36	9:12.82	52	11:28.81										
52	2:29.35	92	4:43.55	92	6:57.76	52	9:13.52	98	11:29.26										
68	2:29.48	52	4:45.48	36	6:58.27	92	9:13.77	92	11:29.27										
40	2:30.46	36	4:45.76	52	6:59.11	98	9:14.38	131	11:42.65										
36	2:30.46	68	4:49.61	109	7:12.10	131	9:28.34	68	11:49.75										
47	2:31.00	44	4:52.12	68	7:12.90	68	9:31.28	44	11:50.54										
44	2:32.13	40	4:52.53	131	7:13.07	109	9:32.12	109	11:52.13										
131	2:33.21	109	4:53.33	44	7:13.63	44	9:33.11	40	11:55.87										
29	2:33.97	131	4:53.97	40	7:14.83	40	9:35.46	29	12:05.88										
109	2:34.20	29	4:55.78	29	7:18.49	29	9:42.02												

BRITISH HISTORIC RACING

EVENTS 1, 6 & 14

RESULT - RACE 11

PI	No	Evt	Name	Machine	Laps	Time	Behind	MPH	Best Lap on	MPH
1	77	6	Mike SMITH	Rob North BSA Rocket 3	5	9:20.33		70.03	1:49.43	5 71.72
2	38	14	Oliver BINGHAM	Yamaha SR500	5	9:30.73	10.40	68.75	1:51.38	4 70.46
3	174	14	Jamie O'BRIEN	Yamaha YRS 410	5	9:31.35	11.02	68.68	1:51.78	5 70.21
4	34	14	James MORALEE	Honda K4 350	5	9:36.23	15.90	68.10	1:52.30	5 69.88
5	272	14	David MARTIN	Honda 500/4	5	9:44.15	23.82	67.17	1:54.42	3 68.59
6	59	6	David HEBB	Norton Manx 400	5	9:44.65	24.32	67.12	1:54.69	5 68.43
7	84	14	Peter CARROLL	Honda CB500F	5	9:45.52	25.19	67.02	1:53.66	3 69.05
8	391	14	Mark ROXBROUGH ©	Honda CB350 K4	5	9:46.72	26.39	66.88	1:55.06	3 68.21
9	262	14	Daniel PRITCHARD	Suzuki T500	5	9:47.12	26.79	66.83	1:55.24	3 68.10
10	108	14	Andrew WIDDOWSON	Honda GP45	5	9:47.73	27.40	66.77	1:55.04	3 68.22
11	229	14	Robert BEVAN	Honda XL 500	5	10:08.03	47.70	64.54	1:58.06	3 66.47
12	286	6	James FIXTER	Triumph Trident 750	5	10:08.43	48.10	64.49	1:59.24	4 65.82
13	24	14	Joao QUINTANEIRO	Yamaha SR500	5	10:35.04	1:14.71	61.79	2:04.67	5 62.95
14	87	14	Shaun MULLIGAN	Yamaha SR500	5	10:41.23	1:20.90	61.19	2:04.43	4 63.07
15	110	6	Tony RAYNOR	Matchless G50	5	10:44.08	1:23.75	60.92	2:05.24	5 62.66
16	100	1	Andy HUNT	Cotton Jap 500	5	11:21.19	2:00.86	57.61	2:12.14	5 59.39
17	190	1	Tony GREEN	Velocette Mac 350	4	9:57.30	1 Lap	52.56	2:25.89	4 53.79
18	48	1	Alan LEWIS	Norton CSI 490	4	10:40.21	1 Lap	49.03	2:36.58	4 50.12
19	49	1	Simon LEWIS	Triumph Twin 500	4	10:41.08	1 Lap	48.97	2:35.92	4 50.33

Not-Classified

142	6	Steve HANDS	BSA Manx Goldstar 500	2	4:09.07	DNF	63.02	1:58.18	2 66.41
207	1	Tony PERKINS	Rudge Special 500	1	2:12.80	DNF	59.10		0 0.00

Fastest Lap

77	6	Mike SMITH	Rob North BSA Rocket 3				1:49.43	5 71.72
----	---	------------	------------------------	--	--	--	---------	---------

Start Time : 17:11

Cadwell Park

29 Sep 18 17:25

Clerk of Course :

Time Issued :

Chief Timekeeper : Graham Marshall

THESE RESULTS ARE PROVISIONAL UNTIL THE CONCLUSION OF ANY JUDICIAL AND TECHNICAL MATTERS

HS Sports Timing and Results Systems - Results and Lap Times at www.hssports.co.uk

RACE GRID

EVENTS 1, 6 & 14

RACE 11

ROW 8	49 02:30.770 Simon LEWIS 22	48 02:31.510 Alan LEWIS 23	24
ROW 7	115 02:13.870 Roger MOSS 19	190 02:26.060 Tony GREEN 20	100 02:26.610 Andy HUNT 21
ROW 6	101 02:05.530 Gary WIDDOWSON 16	209 02:05.640 Mick BALDWIN 17	143 02:09.330 Stefan DILLEY 18
ROW 5	87 02:04.110 Shaun MULLIGAN 13	24 02:05.000 Joao QUINTANEIRO 14	110 02:05.270 Tony RAYNOR 15
ROW 4	108 01:57.990 Andrew WIDDOWSON 10	286 02:01.560 James FIXTER 11	59 02:03.060 David HEBB 12
ROW 3	391 01:53.500 Mark ROXBROUGH © 7	84 01:54.190 Peter CARROLL 8	272 01:55.470 David MARTIN 9
ROW 2	262 01:52.120 Daniel PRITCHARD 4	129 01:52.640 Charles DAVIES 5	174 01:52.870 Jamie O'BRIEN 6
ROW 1	38 01:49.690 Oliver BINGHAM 1	34 01:50.220 James MORALEE 2	77 01:50.350 Mike SMITH 3
POLE			

BRITISH HISTORIC RACING

RESULT - RACE 11 - EVENT 1

PI	No	Evt	Name	Machine	Laps	Time	MPH	Best Lap on	MPH
1	100	1	Andy HUNT	Cotton Jap 500	5	11:21.19	57.61	2:12.14	5 59.39
2	190	1	Tony GREEN	Velocette Mac 350	4	9:57.30	52.56	2:25.89	4 53.79
3	48	1	Alan LEWIS	Norton CSI 490	4	10:40.21	49.03	2:36.58	4 50.12
4	49	1	Simon LEWIS	Triumph Twin 500	4	10:41.08	48.97	2:35.92	4 50.33

Not-Classified

207	1	Tony PERKINS	Rudge Special 500	1	2:12.80	DNF	59.10	0	0.00
-----	---	--------------	-------------------	---	---------	-----	-------	---	------

Fastest Lap

100	1	Andy HUNT	Cotton Jap 500				2:12.14	5	59.39
-----	---	-----------	----------------	--	--	--	---------	---	-------

Start Time : 17:11

Cadwell Park

29 Sep 18 17:25

Clerk of Course :

Time Issued :

Chief Timekeeper : Graham Marshall

THESE RESULTS ARE PROVISIONAL UNTIL THE CONCLUSION OF ANY JUDICIAL AND TECHNICAL MATTERS

HS Sports Timing and Results Systems - Results and Lap Times at www.hssports.co.uk

BRITISH HISTORIC RACING

RESULT - RACE 11 - EVENT 14

PI	No	Evt	Name	Machine	Laps	Time	MPH	Best Lap on	MPH
1	38	14	Oliver BINGHAM	Yamaha SR500	5	9:30.73	68.75	1:51.38	4 70.46
2	174	14	Jamie O'BRIEN	Yamaha YRS 410	5	9:31.35	68.68	1:51.78	5 70.21
3	34	14	James MORALEE	Honda K4 350	5	9:36.23	68.10	1:52.30	5 69.88
4	272	14	David MARTIN	Honda 500/4	5	9:44.15	67.17	1:54.42	3 68.59
5	84	14	Peter CARROLL	Honda CB500F	5	9:45.52	67.02	1:53.66	3 69.05
6	391	14	Mark ROXBROUGH ©	Honda CB350 K4	5	9:46.72	66.88	1:55.06	3 68.21
7	262	14	Daniel PRITCHARD	Suzuki T500	5	9:47.12	66.83	1:55.24	3 68.10
8	108	14	Andrew WIDDOWSON	Honda GP45	5	9:47.73	66.77	1:55.04	3 68.22
9	229	14	Robert BEVAN	Honda XL 500	5	10:08.03	64.54	1:58.06	3 66.47
10	24	14	Joao QUINTANEIRO	Yamaha SR500	5	10:35.04	61.79	2:04.67	5 62.95
11	87	14	Shaun MULLIGAN	Yamaha SR500	5	10:41.23	61.19	2:04.43	4 63.07

Fastest Lap

38 14 Oliver BINGHAM Yamaha SR500 1:51.38 4 70.46

Start Time : 17:11

Cadwell Park

29 Sep 18 17:25

Clerk of Course :

Time Issued :

Chief Timekeeper : Graham Marshall

THESE RESULTS ARE PROVISIONAL UNTIL THE CONCLUSION OF ANY JUDICIAL AND TECHNICAL MATTERS

HS Sports Timing and Results Systems - Results and Lap Times at www.hssports.co.uk

BRITISH HISTORIC RACING

RESULT - RACE 11 - EVENT 6

Pl	No	Evt	Name	Machine	Laps	Time	MPH	Best Lap on	MPH
1	77	6	Mike SMITH	Rob North BSA Rocket 3	5	9:20.33	70.03	1:49.43	5 71.72
2	59	6	David HEBB	Norton Manx 400	5	9:44.65	67.12	1:54.69	5 68.43
3	286	6	James FIXTER	Triumph Trident 750	5	10:08.43	64.49	1:59.24	4 65.82
4	110	6	Tony RAYNOR	Matchless G50	5	10:44.08	60.92	2:05.24	5 62.66

Not-Classified

142	6	Steve HANDS	BSA Manx Goldstar 500	2	4:09.07	DNF	63.02	1:58.18	2 66.41
-----	---	-------------	-----------------------	---	---------	-----	-------	---------	---------

Fastest Lap

77	6	Mike SMITH	Rob North BSA Rocket 3				1:49.43	5	71.72
----	---	------------	------------------------	--	--	--	---------	---	-------

Start Time : 17:11

Cadwell Park

29 Sep 18 17:25

Clerk of Course :

Time Issued :

Chief Timekeeper : Graham Marshall

THESE RESULTS ARE PROVISIONAL UNTIL THE CONCLUSION OF ANY JUDICIAL AND TECHNICAL MATTERS

HS Sports Timing and Results Systems - Results and Lap Times at www.hssports.co.uk

EVENTS 1, 6 & 14

LAP TIMES - RACE 11

24	Joao QUINTANEIRO										
	Lap	1	2	3	4	5	6	7	8	9	10
	1	2:07.80	2:05.45	2:06.58	2:05.94	2:04.67					
34	James MORALEE										
	Lap	1	2	3	4	5	6	7	8	9	10
	1	1:59.63	1:54.67	1:53.50	1:53.52	1:52.30					
38	Oliver BINGHAM										
	Lap	1	2	3	4	5	6	7	8	9	10
	1	1:58.36	1:53.38	1:52.20	1:51.38	1:53.02					
48	Alan LEWIS										
	Lap	1	2	3	4	5	6	7	8	9	10
	1	2:35.74	2:37.44	2:41.38	2:36.58						
49	Simon LEWIS										
	Lap	1	2	3	4	5	6	7	8	9	10
	1	2:36.86	2:36.61	2:41.92	2:35.92						
59	David HEBB										
	Lap	1	2	3	4	5	6	7	8	9	10
	1	1:59.42	1:55.85	1:54.84	1:55.49	1:54.69					
77	Mike SMITH										
	Lap	1	2	3	4	5	6	7	8	9	10
	1	1:58.00	1:50.02	1:49.86	1:50.22	1:49.43					
84	Peter CARROLL										
	Lap	1	2	3	4	5	6	7	8	9	10
	1	2:00.49	1:55.17	1:53.66	1:56.27	1:55.83					
87	Shaun MULLIGAN										
	Lap	1	2	3	4	5	6	7	8	9	10
	1	2:12.28	2:08.48	2:05.67	2:04.43	2:05.47					
100	Andy HUNT										
	Lap	1	2	3	4	5	6	7	8	9	10
	1	2:17.36	2:15.85	2:14.35	2:15.46	2:12.14					
108	Andrew WIDDOWSON										
	Lap	1	2	3	4	5	6	7	8	9	10
	1	2:00.96	1:55.43	1:55.04	1:56.03	1:56.16					
110	Tony RAYNOR										
	Lap	1	2	3	4	5	6	7	8	9	10
	1	2:10.84	2:08.61	2:07.90	2:06.08	2:05.24					
142	Steve HANDS										
	Lap	1	2	3	4	5	6	7	8	9	10
	1	2:04.10	1:58.18								

174	Jamie O'BRIEN									
Lap	1	2	3	4	5	6	7	8	9	10
1	1:56.98	1:53.48	1:52.10	1:53.70	1:51.78					
190	Tony GREEN									
Lap	1	2	3	4	5	6	7	8	9	10
1	2:29.50	2:28.16	2:27.24	2:25.89						
207	Tony PERKINS									
Lap	1	2	3	4	5	6	7	8	9	10
1	2:06.66									
229	Robert BEVAN									
Lap	1	2	3	4	5	6	7	8	9	10
1	2:03.32	1:58.51	1:58.06	2:00.26	2:01.55					
262	Daniel PRITCHARD									
Lap	1	2	3	4	5	6	7	8	9	10
1	1:58.84	1:55.94	1:55.24	1:58.01	1:56.05					
272	David MARTIN									
Lap	1	2	3	4	5	6	7	8	9	10
1	1:58.51	1:54.53	1:54.42	1:55.32	1:57.57					
286	James FIXTER									
Lap	1	2	3	4	5	6	7	8	9	10
1	2:03.51	1:59.37	2:00.48	1:59.24	2:01.63					
391	Mark ROXBROUGH ©									
Lap	1	2	3	4	5	6	7	8	9	10
1	2:01.38	1:55.62	1:55.06	1:55.67	1:55.16					

Lap Chart

EVENTS 1, 6 & 14 - RACE 11

Lap 1		Lap 2		Lap 3		Lap 4		Lap 5		Lap 6		Lap 7		Lap 8		Lap 9		Lap 10	
No	Time	No	Time	No	Time	No	Time	No	Time	No	Time	No	Time	No	Time	No	Time	No	Time
174	2:00.29	77	3:50.82	77	5:40.68	77	7:30.90	77	9:20.33										
38	2:00.75	174	3:53.77	174	5:45.87	190	7:31.41 *1	38	9:30.73										
77	2:00.80	38	3:54.13	38	5:46.33	38	7:37.71	174	9:31.35										
262	2:01.88	272	3:56.84	34	5:50.41	174	7:39.57	34	9:36.23										
34	2:02.24	34	3:56.91	272	5:51.26	34	7:43.93	272	9:44.15										
272	2:02.31	262	3:57.82	262	5:53.06	272	7:46.58	59	9:44.65										
59	2:03.78	59	3:59.63	84	5:53.42	84	7:49.69	84	9:45.52										
84	2:04.59	84	3:59.76	59	5:54.47	59	7:49.96	391	9:46.72										
108	2:05.07	108	4:00.50	108	5:55.54	262	7:51.07	262	9:47.12										
391	2:05.21	391	4:00.83	391	5:55.89	391	7:51.56	108	9:47.73										
286	2:07.71	286	4:07.08	229	6:06.22	108	7:51.57	190	9:57.30 *1										
229	2:09.65	229	4:08.16	286	6:07.56	48	8:03.63 *1	229	10:08.03										
142	2:10.89	142	4:09.07	24	6:24.43	49	8:05.16 *1	286	10:08.43										
24	2:12.40	24	4:17.85	87	6:31.33	229	8:06.48	24	10:35.04										
207	2:12.80	110	4:24.86	110	6:32.76	286	8:06.80	48	10:40.21 *1										
110	2:16.25	87	4:25.66	100	6:53.59	24	8:30.37	49	10:41.08 *1										
87	2:17.18	100	4:39.24				87	8:35.76	87	10:41.23									
100	2:23.39	190	5:04.17				110	8:38.84	110	10:44.08									
190	2:36.01	48	5:22.25				100	9:09.05	100	11:21.19									
48	2:44.81	49	5:23.24																
49	2:46.63																		



EVENT 18 - SIDECAR RADIO CHAMPIONSHIP

RESULT - RACE 12

PI	No	Evt	Name	Machine	Laps	Time	Behind	MPH	Best Lap on	MPH
1	33	18	HEGARTY/ NEAVE	BMW K100	5	10:10.93		64.23	2:00.60	3 65.07
2	98	18	GAGG/ HASE	BMW K100	5	10:28.44	17.51	62.44	2:03.62	2 63.48
3	25	18	WHITAKER/ ALLEN	BMW K100	5	10:36.62	25.69	61.64	2:05.64	2 62.46
4	74	18	McCAIN/ PRICE	BMW K100	5	10:50.53	39.60	60.32	2:07.43	5 61.59
5	82	18	HIGGINSON/ MOFFAT	BMW K100	5	10:57.87	46.94	59.65	2:08.83	2 60.92
6	67	18	WARNER/ WARNER	BMW K100	5	11:00.77	49.84	59.39	2:10.93	3 59.94
7	13	18	LORRIMAN/ STEEL	BMW K100	5	11:04.11	53.18	59.09	2:10.87	3 59.97
8	68	18	COCK/ ENGLISH	BMW K100 RS	5	11:30.35	1:19.42	56.84	2:15.88	2 57.76
9	2	18	KEMP/ THOW	Moto Guzzi Le Mans	5	11:42.29	1:31.36	55.87	2:12.70	3 59.14
10	92	18	ROOME/ CLOWES	BMW K100	5	11:47.20	1:36.27	55.49	2:17.94	4 56.89
11	96	18	WILKINS/ WILKINS	BMW K100	5	11:47.94	1:37.01	55.43	2:16.10	2 57.66
12	112	18	JOHNSON/ LOWTHER	BMW K100	5	12:13.31	2:02.38	53.51	2:24.81	2 54.20
13	24	18	WHITE/ PORTER	BMW K100	5	12:13.42	2:02.49	53.50	2:23.91	5 54.53
14	12	18	WHITTAKER/ WHITTAKER	BSA Road Rocket 650	4	10:29.03	1 Lap	49.91	2:33.96	2 50.97
15	63	18	WILLIAMS/ DUPLOCK	Armstrong MT500	4	10:43.43	1 Lap	48.79	2:38.20	2 49.61
16	85	18	PHILLIPS/ LAWRENCE	BMW K100	4	12:02.96	1 Lap	43.42	2:59.31	4 43.77

Fastest Lap

33 18 HEGARTY/ NEAVE BMW K100 2:00.60 3 65.07

Start Time : 17:32

Cadwell Park

29 Sep 18 17:47

Clerk of Course :

Time Issued :


Chief Timekeeper : Graham Marshall

THESE RESULTS ARE PROVISIONAL UNTIL THE CONCLUSION OF ANY JUDICIAL AND TECHNICAL MATTERS

HS Sports Timing and Results Systems - Results and Lap Times at www.hssports.co.uk



RACE GRID



EVENT 18 - SIDECAR RADIO CHAMPIONSHIP

RACE 12

ROW 10



ROW 9

92 ROOME/ CLOWES



ROW 8

63 02:35.690
WILLIAMS/ DUPLOCK

85 02:53.790
PHILLIPS/ LAWRENCE

ROW 7

95 02:24.500
BADEN/ HEPWORTH

12 02:34.680
WHITTAKER/ WHITTAK

ROW 6

112 02:24.300
JOHNSON/ LOWTHER

24 02:24.470
WHITE/ PORTER

ROW 5

96 02:13.980
WILKINS/ WILKINS

68 02:16.060
COCK/ ENGLISH

ROW 4

13 02:10.220
LORRIMAN/ STEEL

2 02:13.350
KEMP/ THOW

ROW 3

82 02:09.970
HIGGINSON/ MOFFAT

67 02:10.160
WARNER/ WARNER

ROW 2

25 02:06.960
WHITAKER/ ALLEN

74 02:07.910
McCAIN/ PRICE


ROW 1

33 02:00.970
HEGARTY/ NEAVE

98 02:02.880
GAGG/ HASE

POLE

Grid Used: White Markings



EVENT 18 - SIDECAR RADIO CHAMPIONSHIP

LAP TIMES - RACE 12

2	KEMP/ THOW										
	Lap	1	2	3	4	5	6	7	8	9	10
	1	2:29.26	2:17.41	2:12.70	2:16.85	2:20.07					
12	WHITTAKER/ WHITTAKER										
	Lap	1	2	3	4	5	6	7	8	9	10
	1	2:35.22	2:33.96	2:37.01	2:35.98						
13	LORRIMAN/ STEEL										
	Lap	1	2	3	4	5	6	7	8	9	10
	1	2:13.94	2:11.07	2:10.87	2:12.24	2:12.10					
24	WHITE/ PORTER										
	Lap	1	2	3	4	5	6	7	8	9	10
	1	2:25.17	2:27.16	2:25.92	2:25.84	2:23.91					
25	WHITAKER/ ALLEN										
	Lap	1	2	3	4	5	6	7	8	9	10
	1	2:07.41	2:05.64	2:05.88	2:07.44	2:07.31					
33	HEGARTY/ NEAVE										
	Lap	1	2	3	4	5	6	7	8	9	10
	1	2:04.62	2:01.02	2:00.60	2:01.76	2:00.78					
63	WILLIAMS/ DUPLOCK										
	Lap	1	2	3	4	5	6	7	8	9	10
	1	2:38.41	2:38.20	2:39.29	2:39.63						
67	WARNER/ WARNER										
	Lap	1	2	3	4	5	6	7	8	9	10
	1	2:12.05	2:11.51	2:10.93	2:11.69	2:11.04					
68	COCK/ ENGLISH										
	Lap	1	2	3	4	5	6	7	8	9	10
	1	2:18.65	2:15.88	2:16.03	2:16.42	2:18.77					
74	McCAIN/ PRICE										
	Lap	1	2	3	4	5	6	7	8	9	10
	1	2:13.44	2:07.92	2:10.10	2:08.60	2:07.43					
82	HIGGINSON/ MOFFAT										
	Lap	1	2	3	4	5	6	7	8	9	10
	1	2:11.03	2:08.83	2:11.09	2:12.85	2:10.61					
85	PHILLIPS/ LAWRENCE										
	Lap	1	2	3	4	5	6	7	8	9	10
	1	2:57.49	2:59.51	2:59.54	2:59.31						
92	ROOME/ CLOWES										
	Lap	1	2	3	4	5	6	7	8	9	10
	1	2:24.20	2:21.36	2:19.38	2:17.94	2:18.08					

96	WILKINS/ WILKINS										
	Lap	1	2	3	4	5	6	7	8	9	10
	1	2:17.04	2:16.10	2:16.59	2:25.07	2:29.06					

98	GAGG/ HASE										
	Lap	1	2	3	4	5	6	7	8	9	10
	1	2:07.70	2:03.62	2:04.33	2:04.64	2:06.01					

112	JOHNSON/ LOWTHER										
	Lap	1	2	3	4	5	6	7	8	9	10
	1	2:26.99	2:24.81	2:25.12	2:24.82	2:25.90					

Lap Chart

EVENT 18 - SIDECAR RADIO CHAMPIONSHIP - RACE 12

Lap 1		Lap 2		Lap 3		Lap 4		Lap 5		Lap 6		Lap 7		Lap 8		Lap 9		Lap 10	
No	Time	No	Time	No	Time	No	Time	No	Time	No	Time	No	Time	No	Time	No	Time	No	Time
33	2:06.77	33	4:07.79	33	6:08.39	33	8:10.15	33	10:10.93										
98	2:09.84	98	4:13.46	98	6:17.79	98	8:22.43	98	10:28.44										
25	2:10.35	25	4:15.99	25	6:21.87	25	8:29.31	12	10:29.03 *1										
82	2:14.49	82	4:23.32	82	6:34.41	74	8:43.10	25	10:36.62										
67	2:15.60	74	4:24.40	74	6:34.50	82	8:47.26	63	10:43.43 *1										
74	2:16.48	67	4:27.11	67	6:38.04	67	8:49.73	74	10:50.53										
13	2:17.83	13	4:28.90	13	6:39.77	13	8:52.01	82	10:57.87										
96	2:21.12	96	4:37.22	96	6:53.81	85	9:03.65 *1	67	11:00.77										
68	2:23.25	68	4:39.13	68	6:55.16	68	9:11.58	13	11:04.11										
92	2:30.44	92	4:51.80	2	7:05.37	96	9:18.88	68	11:30.35										
24	2:30.59	2	4:52.67	92	7:11.18	2	9:22.22	2	11:42.29										
112	2:32.66	112	4:57.47	112	7:22.59	92	9:29.12	92	11:47.20										
2	2:35.26	24	4:57.75	24	7:23.67	112	9:47.41	96	11:47.94										
12	2:42.08	12	5:16.04	12	7:53.05	24	9:49.51	85	12:02.96 *1										
63	2:46.31	63	5:24.51	63	8:03.80			112	12:13.31										
85	3:04.60	85	6:04.11					24	12:13.42										

BRITISH HISTORIC RACING

EVENTS 4, 11, 12, 14 & 31

RESULT - RACE 13

PI	No	Evt	Name	Machine	Laps	Time	Behind	MPH	Best Lap on	MPH
1	34	14	James MORALEE	Honda K4 350	5	9:23.17		69.68	1:50.58	5 70.97
2	60	12	Richard HAWKINS	Ducati MKIII 349	5	9:39.93	16.76	67.66	1:53.36	4 69.23
3	100	12	Andy HUNT	Ducati Steelcraft 250	5	9:46.99	23.82	66.85	1:54.83	3 68.34
4	253	12	Scott HARRIS	Ducati MKIII 350	5	9:53.52	30.35	66.11	1:55.27	2 68.08
5	56	4	Matthew HEBB	Norton Manx 348	5	9:58.10	34.93	65.61	1:57.39	2 66.85
6	94	12	Geoff MILLS	Ducati Harrison 250	5	10:07.17	44.00	64.63	1:59.34	5 65.76
7	4	4	Ian HENSHAW	Royal Enfield Clipper	5	10:07.66	44.49	64.58	1:59.45	2 65.70
8	33	11	Mike POWELL	BSA Bantam 125	5	10:28.89	1:05.72	62.40	2:02.69	3 63.97
9	36	11	Ian SCUTT	BSA Bantam 125	5	10:40.88	1:17.71	61.23	2:05.30	2 62.63
10	243	14	Chris SMALLBONES	Honda K4 350	5	10:49.23	1:26.06	60.44	2:07.27	4 61.66
11	173	11	Michael POTTER	BSA Bantam 125	5	10:50.00	1:26.83	60.37	2:06.15	4 62.21
12	247	12	Louie ALLFREY	Ducati Single 250	5	10:50.06	1:26.89	60.36	2:06.86	4 61.86
13	165	12	Jim PORTER	Ducati Sebring 350	5	10:52.15	1:28.98	60.17	2:08.38	4 61.13
14	248	12	Andrew PIGGOTT	Ducati Saxon 340	5	10:53.42	1:30.25	60.05	2:08.66	4 61.00
15	209	4	Mick BALDWIN	AJS 7R 349	5	10:53.56	1:30.39	60.04	2:08.57	4 61.04
16	256	11	Nick BRAMLEY	BSA Bantam Superstock	5	11:03.75	1:40.58	59.12	2:09.99	5 60.37
17	150	11	Robert DUESBURY	BSA Bantam Superstock	5	11:04.36	1:41.19	59.06	2:10.02	5 60.36
18	24	11	Joao QUINTANEIRO	BSA Bantam 175	5	11:19.61	1:56.44	57.74	2:11.23	5 59.80
19	259	12	Richard BOOL	Ducati MKI 250	5	11:23.19	2:00.02	57.44	2:13.33	5 58.86
20	73	11	Andrew MOULDEN	BSA Bantam 175	5	11:24.17	2:01.00	57.35	2:13.12	5 58.95
21	52	11	Robbie BROWN	BSA Bantam 183	5	11:26.91	2:03.74	57.13	2:15.70	4 57.83
22	223	11	Andrew FRASER	BSA Bantam 125	5	11:30.00	2:06.83	56.87	2:13.98	5 58.58
23	66	11	Matthew MOULDEN	BSA Bantam 125	5	11:30.52	2:07.35	56.83	2:15.17	2 58.06
24	190	31	Tony GREEN	Velocette Mac 350	4	9:47.65	1 Lap	53.42	2:22.87	4 54.93
25	35	11	James COOK	BSA Bantam 175	4	9:48.07	1 Lap	53.38	2:22.55	4 55.05
26	89	11	Andy SEED	BSA Bantam 175	4	9:59.55	1 Lap	52.36	2:23.11	4 54.84
27	178	31	Chris WICKETT	Velocette KSS 349	4	10:59.33	1 Lap	47.61	2:39.46	4 49.22
28	210	11	Adam PLANE	BSA Bantam 175	4	11:01.37	1 Lap	47.47	2:40.41	4 48.92
<u>Not-Classified</u>										
	28	11	Edward IRVING	BSA Bantam 125	4	9:22.36	DNF	55.82	2:15.86	3 57.77
	233	11	Tom SNOW	BSA Bantam 175	0		Starter			
<u>Fastest Lap</u>										
	34	14	James MORALEE	Honda K4 350					1:50.58	5 70.97

Start Time : 17:50

Cadwell Park

29 Sep 18 18:11

Clerk of Course :

Time Issued :

Chief Timekeeper : Graham Marshall

THESE RESULTS ARE PROVISIONAL UNTIL THE CONCLUSION OF ANY JUDICIAL AND TECHNICAL MATTERS

HS Sports Timing and Results Systems - Results and Lap Times at www.hssports.co.uk

RACE GRID

EVENTS 4, 11, 12, 14 & 31

RACE 13

ROW 11	233 Tom SNOW 31	247 Louie ALLFREY 32	33
ROW 10	89 02:33.760 Andy SEED 28	210 02:40.000 Adam PLANE 29	178 02:41.270 Chris WICKETT 30
ROW 9	49 02:25.020 Simon LEWIS 25	190 02:26.290 Tony GREEN 26	48 02:33.540 Alan LEWIS 27
ROW 8	73 02:14.440 Andrew MOULDEN 22	24 02:14.630 Joao QUINTANEIRO 23	66 02:19.160 Matthew MOULDEN 24
ROW 7	256 02:11.430 Nick BRAMLEY 19	115 02:11.740 Roger MOSS 20	259 02:12.850 Richard BOOL 21
ROW 6	52 02:09.940 Robbie BROWN 16	150 02:10.300 Robert DUESBURY 17	250 02:10.550 Arron ROGERS 18
ROW 5	248 02:07.300 Andrew PIGGOTT 13	165 02:07.540 Jim PORTER 14	243 02:07.720 Chris SMALLBONES 15
ROW 4	209 02:05.300 Mick BALDWIN 10	173 02:06.160 Michael POTTER 11	36 02:06.410 Ian SCUTT 12
ROW 3	4 02:00.090 Ian HENSHAW 7	94 02:00.560 Geoff MILLS 8	207 02:02.130 Tony PERKINS 9
ROW 2	253 01:58.310 Scott HARRIS 4	56 01:58.620 Matthew HEBB 5	33 01:59.370 Mike POWELL 6
ROW 1	34 01:50.360 James MORALEE 1	60 01:51.860 Richard HAWKINS 2	100 01:54.550 Andy HUNT 3

POLE



RESULT - RACE 13 - EVENT 11

PI	No	Evt	Name	Machine	Laps	Time	MPH	Best Lap on	MPH
1	33	11	Mike POWELL	BSA Bantam 125	5	10:28.89	62.40	2:02.69	3 63.97
2	36	11	Ian SCUTT	BSA Bantam 125	5	10:40.88	61.23	2:05.30	2 62.63
3	173	11	Michael POTTER	BSA Bantam 125	5	10:50.00	60.37	2:06.15	4 62.21
4	256	11	Nick BRAMLEY	BSA Bantam Superstock	5	11:03.75	59.12	2:09.99	5 60.37
5	150	11	Robert DUESBURY	BSA Bantam Superstock	5	11:04.36	59.06	2:10.02	5 60.36
6	24	11	Joao QUINTANEIRO	BSA Bantam 175	5	11:19.61	57.74	2:11.23	5 59.80
7	73	11	Andrew MOULDEN	BSA Bantam 175	5	11:24.17	57.35	2:13.12	5 58.95
8	52	11	Robbie BROWN	BSA Bantam 183	5	11:26.91	57.13	2:15.70	4 57.83
9	223	11	Andrew FRASER	BSA Bantam 125	5	11:30.00	56.87	2:13.98	5 58.58
10	66	11	Matthew MOULDEN	BSA Bantam 125	5	11:30.52	56.83	2:15.17	2 58.06
11	35	11	James COOK	BSA Bantam 175	4	9:48.07	53.38	2:22.55	4 55.05
12	89	11	Andy SEED	BSA Bantam 175	4	9:59.55	52.36	2:23.11	4 54.84
13	210	11	Adam PLANE	BSA Bantam 175	4	11:01.37	47.47	2:40.41	4 48.92

Not-Classified

28	11	Edward IRVING	BSA Bantam 125	4	9:22.36	DNF	55.82	2:15.86	3 57.77
233	11	Tom SNOW	BSA Bantam 175	0		Starter			

Fastest Lap

33	11	Mike POWELL	BSA Bantam 125				2:02.69	3	63.97
----	----	-------------	----------------	--	--	--	---------	---	-------

Start Time : 17:50

Cadwell Park

29 Sep 18 18:11

Clerk of Course :

Time Issued :

Chief Timekeeper : Graham Marshall

THESE RESULTS ARE PROVISIONAL UNTIL THE CONCLUSION OF ANY JUDICIAL AND TECHNICAL MATTERS

HS Sports Timing and Results Systems - Results and Lap Times at www.hssports.co.uk

BRITISH HISTORIC RACING

RESULT - RACE 13 - EVENT 12

PI	No	Evt	Name	Machine	Laps	Time	MPH	Best Lap on	MPH
1	60	12	Richard HAWKINS	Ducati MKIII 349	5	9:39.93	67.66	1:53.36	4 69.23
2	100	12	Andy HUNT	Ducati Steelcraft 250	5	9:46.99	66.85	1:54.83	3 68.34
3	253	12	Scott HARRIS	Ducati MKIII 350	5	9:53.52	66.11	1:55.27	2 68.08
4	94	12	Geoff MILLS	Ducati Harrison 250	5	10:07.17	64.63	1:59.34	5 65.76
5	247	12	Louie ALLFREY	Ducati Single 250	5	10:50.06	60.36	2:06.86	4 61.86
6	165	12	Jim PORTER	Ducati Sebring 350	5	10:52.15	60.17	2:08.38	4 61.13
7	248	12	Andrew PIGGOTT	Ducati Saxon 340	5	10:53.42	60.05	2:08.66	4 61.00
8	259	12	Richard BOOL	Ducati MKI 250	5	11:23.19	57.44	2:13.33	5 58.86

Fastest Lap

60	12	Richard HAWKINS	Ducati MKIII 349	1:53.36	4	69.23
----	----	-----------------	------------------	---------	---	-------

Start Time : 17:50

Cadwell Park

29 Sep 18 18:11

Clerk of Course :

Time Issued :

Chief Timekeeper : Graham Marshall

THESE RESULTS ARE PROVISIONAL UNTIL THE CONCLUSION OF ANY JUDICIAL AND TECHNICAL MATTERS

HS Sports Timing and Results Systems - Results and Lap Times at www.hssports.co.uk



RESULT - RACE 13 - EVENT 14

Pl	No	Evt	Name	Machine	Laps	Time	MPH	Best Lap on	MPH
1	34	14	James MORALEE	Honda K4 350	5	9:23.17	69.68	1:50.58	5 70.97
2	243	14	Chris SMALLBONES	Honda K4 350	5	10:49.23	60.44	2:07.27	4 61.66

Fastest Lap

34	14	James MORALEE	Honda K4 350	1:50.58	5	70.97
----	----	---------------	--------------	---------	---	-------

Start Time : 17:50

Cadwell Park

29 Sep 18 18:11

Clerk of Course :

Time Issued :

Chief Timekeeper : Graham Marshall

THESE RESULTS ARE PROVISIONAL UNTIL THE CONCLUSION OF ANY JUDICIAL AND TECHNICAL MATTERS

HS Sports Timing and Results Systems - Results and Lap Times at www.hssports.co.uk

BRITISH HISTORIC RACING

RESULT - RACE 13 - EVENT 31

Pl	No	Evt	Name	Machine	Laps	Time	MPH	Best Lap on	MPH
1	190	31	Tony GREEN	Velocette Mac 350	4	9:47.65	53.42	2:22.87	4 54.93
2	178	31	Chris WICKETT	Velocette KSS 349	4	10:59.33	47.61	2:39.46	4 49.22

Fastest Lap

190	31	Tony GREEN	Velocette Mac 350	2:22.87	4	54.93
-----	----	------------	-------------------	---------	---	-------

Start Time : 17:50

Cadwell Park

29 Sep 18 18:11

Clerk of Course :

Time Issued :

Chief Timekeeper : Graham Marshall

THESE RESULTS ARE PROVISIONAL UNTIL THE CONCLUSION OF ANY JUDICIAL AND TECHNICAL MATTERS

HS Sports Timing and Results Systems - Results and Lap Times at www.hssports.co.uk

BRITISH HISTORIC RACING

RESULT - RACE 13 - EVENT 4

Pl	No	Evt	Name	Machine	Laps	Time	MPH	Best Lap on	MPH
1	56	4	Matthew HEBB	Norton Manx 348	5	9:58.10	65.61	1:57.39	2 66.85
2	4	4	Ian HENSHAW	Royal Enfield Clipper	5	10:07.66	64.58	1:59.45	2 65.70
3	209	4	Mick BALDWIN	AJS 7R 349	5	10:53.56	60.04	2:08.57	4 61.04

Fastest Lap

56	4	Matthew HEBB	Norton Manx 348	1:57.39	2	66.85
----	---	--------------	-----------------	---------	---	-------

Start Time : 17:50

Cadwell Park

29 Sep 18 18:11

Clerk of Course :

Time Issued :

Chief Timekeeper : Graham Marshall

THESE RESULTS ARE PROVISIONAL UNTIL THE CONCLUSION OF ANY JUDICIAL AND TECHNICAL MATTERS

HS Sports Timing and Results Systems - Results and Lap Times at www.hssports.co.uk

EVENTS 4, 11, 12, 14 & 31

LAP TIMES - RACE 13

4	Ian HENSHAW										
	Lap	1	2	3	4	5	6	7	8	9	10
	1	2:03.01	1:59.45	2:02.20	1:59.69	1:59.98					
24	Joao QUINTANEIRO										
	Lap	1	2	3	4	5	6	7	8	9	10
	1	2:20.64	2:14.13	2:13.78	2:12.67	2:11.23					
28	Edward IRVING										
	Lap	1	2	3	4	5	6	7	8	9	10
	1	2:20.17	2:20.67	2:15.86	2:16.84						
33	Mike POWELL										
	Lap	1	2	3	4	5	6	7	8	9	10
	1			2:02.69	2:03.88	2:04.69					
34	James MORALEE										
	Lap	1	2	3	4	5	6	7	8	9	10
	1	1:55.80	1:51.91	1:51.63	1:51.61	1:50.58					
35	James COOK										
	Lap	1	2	3	4	5	6	7	8	9	10
	1	2:26.67	2:25.88	2:23.88	2:22.55						
36	Ian SCUTT										
	Lap	1	2	3	4	5	6	7	8	9	10
	1	2:06.96	2:05.30	2:05.45	2:07.85	2:10.84					
52	Robbie BROWN										
	Lap	1	2	3	4	5	6	7	8	9	10
	1	2:16.55	2:15.82	2:16.61	2:15.70	2:16.53					
56	Matthew HEBB										
	Lap	1	2	3	4	5	6	7	8	9	10
	1	2:00.50	1:57.39	1:58.60	2:00.21	1:58.87					
60	Richard HAWKINS										
	Lap	1	2	3	4	5	6	7	8	9	10
	1	1:58.62	1:56.19	1:55.29	1:53.36	1:54.60					
66	Matthew MOULDEN										
	Lap	1	2	3	4	5	6	7	8	9	10
	1	2:20.87	2:15.17	2:16.01	2:15.40	2:15.31					
73	Andrew MOULDEN										
	Lap	1	2	3	4	5	6	7	8	9	10
	1	2:20.44	2:15.54	2:14.65	2:13.77	2:13.12					
89	Andy SEED										
	Lap	1	2	3	4	5	6	7	8	9	10
	1	2:33.72	2:26.88	2:25.39	2:23.11						

94	Geoff MILLS										
	Lap	1	2	3	4	5	6	7	8	9	10
	1	2:01.89	2:00.75	2:01.18	2:00.74	1:59.34					
100	Andy HUNT										
	Lap	1	2	3	4	5	6	7	8	9	10
	1	2:00.02	1:54.95	1:54.83	1:56.58	1:58.41					
150	Robert DUESBURY										
	Lap	1	2	3	4	5	6	7	8	9	10
	1	2:14.50	2:10.59	2:12.63	2:11.65	2:10.02					
165	Jim PORTER										
	Lap	1	2	3	4	5	6	7	8	9	10
	1	2:11.19	2:08.55	2:10.81	2:08.38	2:08.93					
173	Michael POTTER										
	Lap	1	2	3	4	5	6	7	8	9	10
	1	2:12.21	2:07.83	2:09.73	2:06.15	2:09.22					
178	Chris WICKETT										
	Lap	1	2	3	4	5	6	7	8	9	10
	1	2:45.61	2:42.36	2:41.38	2:39.46						
190	Tony GREEN										
	Lap	1	2	3	4	5	6	7	8	9	10
	1	2:26.41	2:26.30	2:25.32	2:22.87						
209	Mick BALDWIN										
	Lap	1	2	3	4	5	6	7	8	9	10
	1	2:13.46	2:08.71	2:08.99	2:08.57	2:09.62					
210	Adam PLANE										
	Lap	1	2	3	4	5	6	7	8	9	10
	1	2:47.15	2:44.21	2:40.75	2:40.41						
223	Andrew FRASER										
	Lap	1	2	3	4	5	6	7	8	9	10
	1	2:20.00	2:16.58	2:16.09	2:14.19	2:13.98					
243	Chris SMALLBONES										
	Lap	1	2	3	4	5	6	7	8	9	10
	1	2:12.30	2:07.77	2:07.40	2:07.27	2:09.58					
247	Louie ALLFREY										
	Lap	1	2	3	4	5	6	7	8	9	10
	1	2:11.02	2:08.03	2:07.46	2:06.86	2:09.71					
248	Andrew PIGGOTT										
	Lap	1	2	3	4	5	6	7	8	9	10
	1	2:11.02	2:09.27	2:10.32	2:08.66	2:09.66					
253	Scott HARRIS										
	Lap	1	2	3	4	5	6	7	8	9	10
	1	2:00.14	1:55.27	1:56.70	1:59.53	1:59.52					

256 Nick BRAMLEY

Lap	1	2	3	4	5	6	7	8	9	10
1	2:13.42	2:11.29	2:12.27	2:11.61	2:09.99					

259 Richard BOOL

Lap	1	2	3	4	5	6	7	8	9	10
1	2:20.71	2:15.54	2:14.06	2:13.82	2:13.33					

Lap Chart

EVENTS 4, 11, 12, 14 & 31 - RACE 13

Lap 1		Lap 2		Lap 3		Lap 4		Lap 5		Lap 6		Lap 7		Lap 8		Lap 9		Lap 10	
No	Time	No	Time	No	Time	No	Time	No	Time	No	Time	No	Time	No	Time	No	Time	No	Time
34	1:57.44	34	3:49.35	34	5:40.98	34	7:32.59	34	9:23.17										
60	2:00.49	60	3:56.68	60	5:51.97	89	7:36.44 *1	60	9:39.93										
100	2:02.22	100	3:57.17	100	5:52.00	60	7:45.33	100	9:46.99										
253	2:02.50	253	3:57.77	253	5:54.47	100	7:48.58	190	9:47.65 *1										
56	2:03.03	56	4:00.42	56	5:59.02	253	7:54.00	35	9:48.07 *1										
94	2:05.16	4	4:05.79	94	6:07.09	56	7:59.23	253	9:53.52										
4	2:06.34	94	4:05.91	4	6:07.99	4	8:07.68	56	9:58.10										
36	2:11.44	36	4:16.74	33	6:20.32	94	8:07.83	89	9:59.55 *1										
165	2:15.48	165	4:24.03	36	6:22.19	178	8:19.87 *1	94	10:07.17										
248	2:15.51	248	4:24.78	243	6:32.38	210	8:20.96 *1	4	10:07.66										
173	2:17.07	173	4:24.90	247	6:33.49	33	8:24.20	33	10:28.89										
243	2:17.21	243	4:24.98	173	6:34.63	36	8:30.04	36	10:40.88										
209	2:17.67	247	4:26.03	165	6:34.84	243	8:39.65	243	10:49.23										
247	2:18.00	209	4:26.38	248	6:35.10	247	8:40.35	173	10:50.00										
256	2:18.59	256	4:29.88	209	6:35.37	173	8:40.78	247	10:50.06										
150	2:19.47	150	4:30.06	256	6:42.15	165	8:43.22	165	10:52.15										
52	2:22.25	52	4:38.07	150	6:42.69	248	8:43.76	248	10:53.42										
259	2:26.44	24	4:41.93	52	6:54.68	209	8:43.94	209	10:53.56										
73	2:27.09	259	4:41.98	24	6:55.71	256	8:53.76	178	10:59.33 *1										
24	2:27.80	73	4:42.63	259	6:56.04	150	8:54.34	210	11:01.37 *1										
66	2:28.63	66	4:43.80	73	6:57.28	24	9:08.38	256	11:03.75										
28	2:28.99	223	4:45.74	66	6:59.81	259	9:09.86	150	11:04.36										
223	2:29.16	28	4:49.66	223	7:01.83	52	9:10.38	24	11:19.61										
190	2:33.16	190	4:59.46	28	7:05.52	73	9:11.05	259	11:23.19										
35	2:35.76	35	5:01.64	190	7:24.78	66	9:15.21	73	11:24.17										
89	2:44.17	89	5:11.05	35	7:25.52	223	9:16.02	52	11:26.91										
210	2:56.00	178	5:38.49			28	9:22.36	223	11:30.00										
178	2:56.13	210	5:40.21					66	11:30.52										



ACU BRITISH SUPER SCOOTER CHAMPIONSHIP

RESULT - RACE 14

PI	No	Evt	Name	Machine	Laps	Time	Behind	MPH	Best Lap on	MPH
1	3	6a	Lee BAMBER	Gilera Runner 172	5	9:39.55		67.71	1:53.17	3 69.35
2	69	6	Michael BONETT	Lambretta 238	5	9:42.97	3.42	67.31	1:54.40	5 68.60
3	5	6a	Warren WILKINSON	Gilera Runner 179	5	9:43.32	3.77	67.27	1:54.48	4 68.55
4	6	6	Stewart McKENZIE	Vespa 244	5	10:12.34	32.79	64.08	2:00.30	3 65.24
5	4	6a	Stephen GRAVES	Scomadi Retrotech 200	5	10:15.97	36.42	63.70	2:01.17	2 64.77
6	16	6	Chris GEYTON	Lambretta GP 200	5	10:26.84	47.29	62.60	2:02.10	5 64.28
7	30	6	Christopher COOK	Lambretta GP 210	5	10:27.80	48.25	62.50	2:03.06	5 63.77
8	52	6a	John WOODS	Gilera Runner 179	5	10:28.86	49.31	62.40	2:02.67	5 63.98
9	18	6	Dan LEWIS	Lambretta GP 200	5	10:58.70	1:19.15	59.57	2:06.81	2 61.89
10	36	6a	Nikita McNALLY	Piaggio Zip 90	5	11:08.50	1:28.95	58.70	2:11.48	3 59.69
11	135	6	Peter MOLKINTHIN	Lambretta GP 200	5	11:09.64	1:30.09	58.60	2:10.12	4 60.31
12	74	6	Bob WEST	Lambretta SRP 200	5	11:10.17	1:30.62	58.55	2:10.09	5 60.33
13	131	6	Drew DUNCAN	Lambretta Jet 200	5	11:17.93	1:38.38	57.88	2:13.03	4 58.99
14	67	6	Dan LODER	Vespa	5	11:28.98	1:49.43	56.95	2:14.10	2 58.52
15	41	6	Stuart DAY	Lambretta GP 230	5	12:03.01	2:23.46	54.27	2:24.87	2 54.17
<u>Not-Classified</u>										
	39	6	Doug TURNER	Lambretta SX 250	1	2:24.40	DNF	54.35		0 0.00
	28	6	Stephen WRIGHT	Lambretta DC RB 250	0		Starter			
<u>Fastest Lap</u>										
	3	6a	Lee BAMBER	Gilera Runner 172					1:53.17	3 69.35

Start Time : 18:08

Cadwell Park

29 Sep 18 18:38

Clerk of Course :

Time Issued :

Chief Timekeeper : Graham Marshall

THESE RESULTS ARE PROVISIONAL UNTIL THE CONCLUSION OF ANY JUDICIAL AND TECHNICAL MATTERS

HS Sports Timing and Results Systems - Results and Lap Times at www.hssports.co.uk

RACE GRID

ACU BRITISH SUPER SCOOTER CHAMPIONSHIP

RACE 14

ROW 7	63 02:20.880 David BRISTOW 19	131 02:22.860 Drew DUNCAN 20	44 02:23.640 Mark CLIPSTONE 21
ROW 6	67 02:15.270 Dan LODER 16	74 02:16.760 Bob WEST 17	135 02:18.330 Peter MOLKINTHIN 18
ROW 5	28 02:11.790 Stephen WRIGHT 13	98 02:13.920 Zack TINGLE 14	36 02:15.170 Nikita McNALLY 15
ROW 4	6 02:08.600 Stewart McKENZIE 10	18 02:10.040 Dan LEWIS 11	16 02:10.640 Chris GEYTON 12
ROW 3	39 02:05.700 Doug TURNER 7	41 02:06.560 Stuart DAY 8	52 02:08.050 John WOODS 9
ROW 2	9 02:02.510 Taylor STURGESS 4	30 02:04.850 Christopher COOK 5	4 02:05.400 Stephen GRAVES 6
ROW 1	3 01:54.200 Lee BAMBER 1	5 01:55.780 Warren WILKINSON 2	69 01:58.890 Michael BONETT 3
POLE			





ACU BRITISH SUPER SCOOTER CHAMPIONSHIP

RESULT - RACE 14 - EVENT 6

PI	No	Evt	Name	Machine	Laps	Time	MPH	Best Lap on	MPH
1	69	6	Michael BONETT	Lambretta 238	5	9:42.97	67.31	1:54.40	5 68.60
2	6	6	Stewart McKENZIE	Vespa 244	5	10:12.34	64.08	2:00.30	3 65.24
3	16	6	Chris GEYTON	Lambretta GP 200	5	10:26.84	62.60	2:02.10	5 64.28
4	30	6	Christopher COOK	Lambretta GP 210	5	10:27.80	62.50	2:03.06	5 63.77
5	18	6	Dan LEWIS	Lambretta GP 200	5	10:58.70	59.57	2:06.81	2 61.89
6	135	6	Peter MOLKINTHIN	Lambretta GP 200	5	11:09.64	58.60	2:10.12	4 60.31
7	74	6	Bob WEST	Lambretta SRP 200	5	11:10.17	58.55	2:10.09	5 60.33
8	131	6	Drew DUNCAN	Lambretta Jet 200	5	11:17.93	57.88	2:13.03	4 58.99
9	67	6	Dan LODER	Vespa	5	11:28.98	56.95	2:14.10	2 58.52
10	41	6	Stuart DAY	Lambretta GP 230	5	12:03.01	54.27	2:24.87	2 54.17

Not-Classified

39	6	Doug TURNER	Lambretta SX 250	1	2:24.40	DNF	54.35	0	0.00
28	6	Stephen WRIGHT	Lambretta DC RB 250	0		Starter			

Fastest Lap

69	6	Michael BONETT	Lambretta 238				1:54.40	5	68.60
----	---	----------------	---------------	--	--	--	---------	---	-------

Start Time : 18:08

Cadwell Park

29 Sep 18 18:38

Clerk of Course :

Time Issued :

Chief Timekeeper : Graham Marshall

THESE RESULTS ARE PROVISIONAL UNTIL THE CONCLUSION OF ANY JUDICIAL AND TECHNICAL MATTERS

HS Sports Timing and Results Systems - Results and Lap Times at www.hssports.co.uk



ACU BRITISH SUPER SCOOTER CHAMPIONSHIP

RESULT - RACE 14 - EVENT 6a

PI	No	Evt	Name	Machine	Laps	Time	MPH	Best Lap on	MPH
1	3	6a	Lee BAMBER	Gilera Runner 172	5	9:39.55	67.71	1:53.17	3 69.35
2	5	6a	Warren WILKINSON	Gilera Runner 179	5	9:43.32	67.27	1:54.48	4 68.55
3	4	6a	Stephen GRAVES	Scomadi Retrotech 200	5	10:15.97	63.70	2:01.17	2 64.77
4	52	6a	John WOODS	Gilera Runner 179	5	10:28.86	62.40	2:02.67	5 63.98
5	36	6a	Nikita McNALLY	Piaggio Zip 90	5	11:08.50	58.70	2:11.48	3 59.69

Fastest Lap

3 6a Lee BAMBER Gilera Runner 172 1:53.17 3 69.35

Start Time : 18:08

Cadwell Park

29 Sep 18 18:38

Clerk of Course :

Time Issued :

Chief Timekeeper : Graham Marshall

THESE RESULTS ARE PROVISIONAL UNTIL THE CONCLUSION OF ANY JUDICIAL AND TECHNICAL MATTERS

HS Sports Timing and Results Systems - Results and Lap Times at www.hssports.co.uk

ACU BRITISH SUPER SCOOTER CHAMPIONSHIP

LAP TIMES - RACE 14

3	Lee BAMBER										
	Lap	1	2	3	4	5	6	7	8	9	10
	1	1:59.03	1:53.98	1:53.17	1:53.40	1:58.25					
4	Stephen GRAVES										
	Lap	1	2	3	4	5	6	7	8	9	10
	1	2:06.22	2:01.17	2:01.76	2:02.04	2:02.04					
5	Warren WILKINSON										
	Lap	1	2	3	4	5	6	7	8	9	10
	1	2:00.56	1:55.44	1:55.08	1:54.48	1:55.76					
6	Stewart McKENZIE										
	Lap	1	2	3	4	5	6	7	8	9	10
	1	2:04.27	2:01.38	2:00.30	2:01.24	2:01.60					
16	Chris GEYTON										
	Lap	1	2	3	4	5	6	7	8	9	10
	1	2:11.27	2:03.44	2:02.49	2:03.27	2:02.10					
18	Dan LEWIS										
	Lap	1	2	3	4	5	6	7	8	9	10
	1	2:12.66	2:06.81	2:09.73	2:11.08	2:14.30					
30	Christopher COOK										
	Lap	1	2	3	4	5	6	7	8	9	10
	1	2:09.86	2:04.57	2:03.95	2:03.50	2:03.06					
36	Nikita McNALLY										
	Lap	1	2	3	4	5	6	7	8	9	10
	1	2:14.46	2:12.99	2:11.48	2:12.17	2:12.57					
39	Doug TURNER										
	Lap	1	2	3	4	5	6	7	8	9	10
	1	2:21.07									
41	Stuart DAY										
	Lap	1	2	3	4	5	6	7	8	9	10
	1	2:05.06	2:24.87	2:36.22	2:27.32	2:26.17					
52	John WOODS										
	Lap	1	2	3	4	5	6	7	8	9	10
	1	2:12.29	2:04.12	2:03.50	2:02.88	2:02.67					
67	Dan LODER										
	Lap	1	2	3	4	5	6	7	8	9	10
	1	2:17.99	2:14.10	2:16.23	2:17.62	2:16.53					
69	Michael BONETT										
	Lap	1	2	3	4	5	6	7	8	9	10
	1	1:59.80	1:55.56	1:55.03	1:55.91	1:54.40					

74	Bob WEST										
	Lap	1	2	3	4	5	6	7	8	9	10
	1	2:18.33	2:13.62	2:11.75	2:11.17	2:10.09					

131	Drew DUNCAN										
	Lap	1	2	3	4	5	6	7	8	9	10
	1	2:17.20	2:14.82	2:14.15	2:13.03	2:13.22					

135	Peter MOLKINTHIN										
	Lap	1	2	3	4	5	6	7	8	9	10
	1	2:18.89	2:13.79	2:11.40	2:10.12	2:10.49					

Lap Chart

ACU BRITISH SUPER SCOOTER CHAMPIONSHIP - RACE 14

Lap 1		Lap 2		Lap 3		Lap 4		Lap 5		Lap 6		Lap 7		Lap 8		Lap 9		Lap 10	
No	Time	No	Time	No	Time	No	Time	No	Time	No	Time	No	Time	No	Time	No	Time	No	Time
3	2:00.75	3	3:54.73	3	5:47.90	3	7:41.30	3	9:39.55										
69	2:02.07	69	3:57.63	69	5:52.66	5	7:47.56	69	9:42.97										
5	2:02.56	5	3:58.00	5	5:53.08	69	7:48.57	5	9:43.32										
6	2:07.82	6	4:09.20	6	6:09.50	6	8:10.74	6	10:12.34										
41	2:08.43	4	4:10.13	4	6:11.89	4	8:13.93	4	10:15.97										
4	2:08.96	30	4:17.29	30	6:21.24	16	8:24.74	16	10:26.84										
30	2:12.72	16	4:18.98	16	6:21.47	30	8:24.74	30	10:27.80										
16	2:15.54	52	4:19.81	52	6:23.31	52	8:26.19	52	10:28.86										
52	2:15.69	18	4:23.59	18	6:33.32	18	8:44.40	18	10:58.70										
18	2:16.78	36	4:32.28	36	6:43.76	36	8:55.93	36	11:08.50										
36	2:19.29	41	4:33.30	74	6:48.91	135	8:59.15	135	11:09.64										
131	2:22.71	74	4:37.16	135	6:49.03	74	9:00.08	74	11:10.17										
74	2:23.54	131	4:37.53	131	6:51.68	131	9:04.71	131	11:17.93										
135	2:23.84	135	4:37.63	67	6:54.83	67	9:12.45	67	11:28.98										
39	2:24.40	67	4:38.60	41	7:09.52	41	9:36.84	41	12:03.01										
67	2:24.50																		



JED GOODWINS MEMORIAL RACE

RESULT - RACE 8

PI	No	Evt	Name	Machine	Laps	Time	Behind	MPH	Best Lap on	MPH
1	239		Mike BEVAN	Seeley G50	5	9:39.12		67.76	1:51.65	5 70.29
2	100		Andy HUNT	Ducati Steelcraft 250	5	9:39.59	0.47	67.70	1:54.57	3 68.50
3	59		Daniel LEDGER	KTM Supermono 650	5	9:43.68	4.56	67.23	1:50.87	5 70.79
4	56		Matthew HEBB	Norton Manx 348	5	9:46.63	7.51	66.89	1:52.18	3 69.96
5	124		Robert CHAMBERS	Kawasaki Z750	5	9:51.10	11.98	66.38	1:50.18	5 71.23
6	75		James LUCK	Supermono Tigcraft KTM	5	9:51.94	12.82	66.29	1:50.19	5 71.22
7	94		Geoff MILLS	Ducati Harrison 250	5	9:59.39	20.27	65.47	1:58.50	2 66.23
8	253		Scott HARRIS	Norton Kirby 920	5	10:04.55	25.43	64.91	1:52.54	4 69.74
9	26		Tim WOOLLEY	Rob North Rocket 3	5	10:04.61	25.49	64.90	1:52.82	4 69.56
10	175		Patrick WELCH	Rob North Trident 930	5	10:06.16	27.04	64.74	1:53.40	4 69.21
11	229		Robert BEVAN	Honda XL 500	5	10:06.44	27.32	64.71	1:55.22	5 68.11
12	138		Mike KEMP	Norton Atlas 745	5	10:22.04	42.92	63.08	1:55.84	2 67.75
13	13		Andrew JONES	Honda CB400F	5	10:22.17	43.05	63.07	1:59.17	5 65.86
14	262		Daniel PRITCHARD	Suzuki T500	5	10:26.14	47.02	62.67	1:57.66	4 66.70
15	59		David HEBB	Norton Manx 400	5	10:32.35	53.23	62.05	1:59.15	3 65.87
16	87		Shaun MULLIGAN	Yamaha SR500	5	10:49.35	1:10.23	60.43	2:05.86	2 62.35
Not-Classified										
	161		Tyler SCOTHERN	Yamaha RD400	1	2:20.90	DNF	55.70		0 0.00
Fastest Lap										
	124		Robert CHAMBERS	Kawasaki Z750					1:50.18	5 71.23

Start Time : 18:26

Cadwell Park

29 Sep 18 18:45

Clerk of Course :

Time Issued :

Chief Timekeeper : Graham Marshall

THESE RESULTS ARE PROVISIONAL UNTIL THE CONCLUSION OF ANY JUDICIAL AND TECHNICAL MATTERS

HS Sports Timing and Results Systems - Results and Lap Times at www.hssports.co.uk

JED GOODWINS MEMORIAL RACE

LAP TIMES - RACE 8

13	Andrew JONES										
	Lap	1	2	3	4	5	6	7	8	9	10
	1	2:06.77	2:01.35	2:00.13	2:00.44	1:59.17					
26	Tim WOOLLEY										
	Lap	1	2	3	4	5	6	7	8	9	10
	1	1:57.92	1:56.09	1:54.29	1:52.82	1:53.25					
56	Matthew HEBB										
	Lap	1	2	3	4	5	6	7	8	9	10
	1	1:58.21	1:52.60	1:52.18	1:52.89	1:53.20					
59	David HEBB										
	Lap	1	2	3	4	5	6	7	8	9	10
	1	2:02.74	2:00.04	1:59.15	1:59.23	1:59.85					
59	Daniel LEDGER										
	Lap	1	2	3	4	5	6	7	8	9	10
	1	1:58.63	1:52.29	1:51.73	1:51.09	1:50.87					
75	James LUCK										
	Lap	1	2	3	4	5	6	7	8	9	10
	1	1:54.69	1:53.27	1:52.01	1:51.40	1:50.19					
87	Shaun MULLIGAN										
	Lap	1	2	3	4	5	6	7	8	9	10
	1	2:07.58	2:05.86	2:06.29	2:06.60	2:07.44					
94	Geoff MILLS										
	Lap	1	2	3	4	5	6	7	8	9	10
	1	2:02.48	1:58.50	1:59.45	1:58.79	1:59.67					
100	Andy HUNT										
	Lap	1	2	3	4	5	6	7	8	9	10
	1	1:58.93	1:54.75	1:54.57	1:55.61	1:55.07					
124	Robert CHAMBERS										
	Lap	1	2	3	4	5	6	7	8	9	10
	1	1:55.02	1:52.96	1:51.86	1:50.59	1:50.18					
138	Mike KEMP										
	Lap	1	2	3	4	5	6	7	8	9	10
	1	2:01.84	1:55.84	1:59.32	1:55.96	1:56.37					
161	Tyler SCOTHERN										
	Lap	1	2	3	4	5	6	7	8	9	10
	1	2:07.32									
175	Patrick WELCH										
	Lap	1	2	3	4	5	6	7	8	9	10
	1				1:53.40	1:53.44					

229 Robert BEVAN

Lap	1	2	3	4	5	6	7	8	9	10
1	2:01.66	1:58.55	1:58.24	1:57.18	1:55.22					

239 Mike BEVAN

Lap	1	2	3	4	5	6	7	8	9	10
1	1:56.72	1:54.11	1:52.18	1:51.97	1:51.65					

253 Scott HARRIS

Lap	1	2	3	4	5	6	7	8	9	10
1	1:58.65	1:55.07	1:53.10	1:52.54	1:54.46					

262 Daniel PRITCHARD

Lap	1	2	3	4	5	6	7	8	9	10
1	1:59.47	1:58.38	2:00.29	1:57.66	1:58.37					

Lap Chart

JED GOODWINS MEMORIAL RACE - RACE 8

Lap 1		Lap 2		Lap 3		Lap 4		Lap 5		Lap 6		Lap 7		Lap 8		Lap 9		Lap 10	
No	Time	No	Time	No	Time	No	Time	No	Time	No	Time	No	Time	No	Time	No	Time	No	Time
100	1:59.59	100	3:54.34	100	5:48.91	100	7:44.52	239	9:39.12										
94	2:02.98	94	4:01.48	239	5:55.50	239	7:47.47	100	9:39.59										
239	2:09.21	239	4:03.32	56	6:00.54	59	7:52.81	59	9:43.68										
56	2:15.76	56	4:08.36	94	6:00.93	56	7:53.43	56	9:46.63										
229	2:17.25	59	4:09.99	59	6:01.72	94	7:59.72	124	9:51.10										
59	2:17.70	229	4:15.80	124	6:10.33	124	8:00.92	75	9:51.94										
161	2:20.90	75	4:18.34	75	6:10.35	75	8:01.75	94	9:59.39										
13	2:21.08	124	4:18.47	229	6:14.04	253	8:10.09	253	10:04.55										
87	2:23.16	13	4:22.43	253	6:17.55	229	8:11.22	26	10:04.61										
75	2:25.07	26	4:24.25	26	6:18.54	26	8:11.36	175	10:06.16										
124	2:25.51	253	4:24.45	13	6:22.56	175	8:12.72	229	10:06.44										
26	2:28.16	87	4:29.02	138	6:29.71	13	8:23.00	138	10:22.04										
253	2:29.38	262	4:29.82	262	6:30.11	138	8:25.67	13	10:22.17										
262	2:31.44	138	4:30.39	59	6:33.27	262	8:27.77	262	10:26.14										
59	2:34.08	59	4:34.12	87	6:35.31	59	8:32.50	59	10:32.35										
138	2:34.55							87	10:49.35										

BRITISH HISTORIC RACING

EVENTS 8, 9, 10, 14 & 22

RESULT - RACE 15

PI	No	Evt	Name	Machine	Laps	Time	Behind	MPH	Best Lap on	MPH
1	124	14	Robert CHAMBERS	Kawasaki Z750	5	9:27.39		69.16	1:49.95	0 71.38
2	59	22	Daniel LEDGER	KTM Supermono 650	5	9:28.10	0.71	69.07	1:49.25	0 71.84
3	75	22	James LUCK	Supermono Tigcraft KTM	5	9:28.33	0.94	69.04	1:50.44	5 71.06
4	239	14	Mike BEVAN	Honda XL 497	5	9:29.18	1.79	68.94	1:50.40	4 71.09
5	26	8	Tim WOOLLEY	Rob North Rocket 3	5	9:37.89	10.50	67.90	1:52.99	4 69.46
6	279	10	Paul JOHNSON	Triumph Rob North 750	5	9:50.38	22.99	66.47	1:55.19	4 68.13
7	108	22	Andrew WIDDOWSON	Suzuki GSX 400F	5	9:54.59	27.20	66.00	1:55.97	4 67.67
8	79	8	Tony JIMENEZ	Norton Atlas 750	5	9:56.11	28.72	65.83	1:57.15	4 66.99
9	3	22	Benjamin HEATON	Tigraft KTM 690	5	9:56.33	28.94	65.80	1:53.60	5 69.08
10	156	8	Kevin THURSTON	Petty Weslake 750	5	10:12.45	45.06	64.07	1:59.27	5 65.80
11	290	14	Paul MEADOWS	Yamaha FZ600	5	10:17.42	50.03	63.55	2:01.43	2 64.63
12	59	14	David HEBB	Honda 500/4	5	10:23.01	55.62	62.98	1:59.87	5 65.47
13	138	10	Mike KEMP	Norton Atlas 745	5	10:23.26	55.87	62.96	1:59.56	4 65.64
14	222	9	Ian VERRINDER	Norton Atlas 750	5	10:35.09	1:07.70	61.79	2:03.51	5 63.54
15	166	8	Les WHISTON	BSA North 750	5	10:35.30	1:07.91	61.77	2:02.72	4 63.95
16	186	8	Sean GAUCHWIN	Triumph Rob North	5	10:53.13	1:25.74	60.08	2:05.49	5 62.54
17	15	22	John TALBOT	HeJira Rotax	5	10:56.64	1:29.25	59.76	2:04.44	4 63.07
18	67	14	Bart REID	Suzuki GS1000E	5	11:00.68	1:33.29	59.39	2:06.59	5 62.00
19	153	22	John CHRISTOPHER	Harris Husaberg 640	5	11:03.42	1:36.03	59.15	2:07.06	4 61.77
20	287	14	Barry JONES	Kawasaki Z1000J	5	11:22.59	1:55.20	57.49	2:11.52	5 59.67
21	260	10	Richard HAWKSWORTH	Triumph Trident 740	5	11:27.24	1:59.85	57.10	2:15.32	2 58.00

Fastest Lap

59 22 Daniel LEDGER KTM Supermono 650 1:49.25 0 71.84

Start Time : 09:08

Cadwell Park

30 Sep 18 09:22

Clerk of Course :

Time Issued :

Chief Timekeeper : Graham Marshall

THESE RESULTS ARE PROVISIONAL UNTIL THE CONCLUSION OF ANY JUDICIAL AND TECHNICAL MATTERS

HS Sports Timing and Results Systems - Results and Lap Times at www.hssports.co.uk

RACE GRID

EVENTS 8, 9, 10, 14 & 22

RACE 15

ROW 9	139 02:12.910 Gareth ROBERTS 25	170 02:17.760 Mark SIMMONS 26	27
ROW 8	15 02:08.370 John TALBOT 22	67 02:09.000 Bart REID 23	287 02:09.270 Barry JONES 24
ROW 7	260 02:02.510 Richard HAWKSWORTH 19	153 02:04.200 John CHRISTOPHER 20	143 02:04.640 Stefan DILLEY 21
ROW 6	59 01:59.570 David HEBB 16	286 02:00.670 James FIXTER 17	222 02:00.850 Ian VERRINDER 18
ROW 5	79 01:55.200 Tony JIMENEZ 13	138 01:56.280 Mike KEMP 14	156 01:58.510 Kevin THURSTON 15
ROW 4	174 01:54.290 Jamie O'BRIEN 10	279 01:54.830 Paul JOHNSON 11	290 01:55.000 Paul MEADOWS 12
ROW 3	59 01:51.880 Daniel LEDGER 7	253 01:52.620 Scott HARRIS 8	108 01:53.500 Andrew WIDDOWSON 9
ROW 2	124 01:49.940 Robert CHAMBERS 4	239 01:50.690 Mike BEVAN 5	26 01:51.870 Tim WOOLLEY 6
ROW 1	75 01:47.870 James LUCK 1	77 01:48.590 Mike SMITH 2	175 01:49.690 Patrick WELCH 3

POLE

BRITISH HISTORIC RACING

RESULT - RACE 15 - EVENT 10

Pl	No	Evt	Name	Machine	Laps	Time	MPH	Best Lap on	MPH
1	279	10	Paul JOHNSON	Triumph Rob North 750	5	9:50.38	66.47	1:55.19	4 68.13
2	138	10	Mike KEMP	Norton Atlas 745	5	10:23.26	62.96	1:59.56	4 65.64
3	260	10	Richard HAWKSWORTH	Triumph Trident 740	5	11:27.24	57.10	2:15.32	2 58.00

Fastest Lap

279 10 Paul JOHNSON Triumph Rob North 750 1:55.19 4 68.13

Start Time : 09:08

Cadwell Park

30 Sep 18 09:22

Clerk of Course :

Time Issued :

Chief Timekeeper : Graham Marshall

THESE RESULTS ARE PROVISIONAL UNTIL THE CONCLUSION OF ANY JUDICIAL AND TECHNICAL MATTERS

HS Sports Timing and Results Systems - Results and Lap Times at www.hssports.co.uk

BRITISH HISTORIC RACING

RESULT - RACE 15 - EVENT 14

PI	No	Evt	Name	Machine	Laps	Time	MPH	Best Lap on	MPH
1	124	14	Robert CHAMBERS	Kawasaki Z750	5	9:27.39	69.16	1:49.95	0 71.38
2	239	14	Mike BEVAN	Honda XL 497	5	9:29.18	68.94	1:50.40	4 71.09
3	290	14	Paul MEADOWS	Yamaha FZ600	5	10:17.42	63.55	2:01.43	2 64.63
4	59	14	David HEBB	Honda 500/4	5	10:23.01	62.98	1:59.87	5 65.47
5	67	14	Bart REID	Suzuki GS1000E	5	11:00.68	59.39	2:06.59	5 62.00
6	287	14	Barry JONES	Kawasaki Z1000J	5	11:22.59	57.49	2:11.52	5 59.67

Fastest Lap

124 14 Robert CHAMBERS Kawasaki Z750 1:49.95 0 71.38

Start Time : 09:08

Cadwell Park

30 Sep 18 09:22

Clerk of Course :

Time Issued :

Chief Timekeeper : Graham Marshall

THESE RESULTS ARE PROVISIONAL UNTIL THE CONCLUSION OF ANY JUDICIAL AND TECHNICAL MATTERS

HS Sports Timing and Results Systems - Results and Lap Times at www.hssports.co.uk

BRITISH HISTORIC RACING

RESULT - RACE 15 - EVENT 22

PI	No	Evt	Name	Machine	Laps	Time	MPH	Best Lap on	MPH
1	59	22	Daniel LEDGER	KTM Supermono 650	5	9:28.10	69.07	1:49.25	0 71.84
2	75	22	James LUCK	Supermono Tigcraft KTM	5	9:28.33	69.04	1:50.44	5 71.06
3	108	22	Andrew WIDDOWSON	Suzuki GSX 400F	5	9:54.59	66.00	1:55.97	4 67.67
4	3	22	Benjamin HEATON	Tigraft KTM 690	5	9:56.33	65.80	1:53.60	5 69.08
5	15	22	John TALBOT	HeJira Rotax	5	10:56.64	59.76	2:04.44	4 63.07
6	153	22	John CHRISTOPHER	Harris Husaberg 640	5	11:03.42	59.15	2:07.06	4 61.77

Fastest Lap

59	22	Daniel LEDGER	KTM Supermono 650	1:49.25	0	71.84
----	----	---------------	-------------------	---------	---	-------

Start Time : 09:08

Cadwell Park

30 Sep 18 09:22

Clerk of Course :

Time Issued :

Chief Timekeeper : Graham Marshall

THESE RESULTS ARE PROVISIONAL UNTIL THE CONCLUSION OF ANY JUDICIAL AND TECHNICAL MATTERS

HS Sports Timing and Results Systems - Results and Lap Times at www.hssports.co.uk

BRITISH HISTORIC RACING

RESULT - RACE 15 - EVENT 8

PI	No	Evt	Name	Machine	Laps	Time	MPH	Best Lap on	MPH
1	26	8	Tim WOOLLEY	Rob North Rocket 3	5	9:37.89	67.90	1:52.99	4 69.46
2	79	8	Tony JIMENEZ	Norton Atlas 750	5	9:56.11	65.83	1:57.15	4 66.99
3	156	8	Kevin THURSTON	Petty Weslake 750	5	10:12.45	64.07	1:59.27	5 65.80
4	166	8	Les WHISTON	BSA North 750	5	10:35.30	61.77	2:02.72	4 63.95
5	186	8	Sean GAUCHWIN	Triumph Rob North	5	10:53.13	60.08	2:05.49	5 62.54

Fastest Lap

26	8	Tim WOOLLEY	Rob North Rocket 3	1:52.99	4	69.46
----	---	-------------	--------------------	---------	---	-------

Start Time : 09:08

Cadwell Park

30 Sep 18 09:22

Clerk of Course :

Time Issued :

Chief Timekeeper : Graham Marshall

THESE RESULTS ARE PROVISIONAL UNTIL THE CONCLUSION OF ANY JUDICIAL AND TECHNICAL MATTERS

HS Sports Timing and Results Systems - Results and Lap Times at www.hssports.co.uk

BRITISH HISTORIC RACING

RESULT - RACE 15 - EVENT 9

Pl	No	Evt	Name	Machine	Laps	Time	MPH	Best Lap on	MPH
1	222	9	Ian VERRINDER	Norton Atlas 750	5	10:35.09	61.79	2:03.51	5 63.54

Fastest Lap

222	9	Ian VERRINDER	Norton Atlas 750	2:03.51	5	63.54
-----	---	---------------	------------------	---------	---	-------

Start Time : 09:08

Cadwell Park

30 Sep 18 09:22

Clerk of Course :

Time Issued :

Chief Timekeeper : Graham Marshall

THESE RESULTS ARE PROVISIONAL UNTIL THE CONCLUSION OF ANY JUDICIAL AND TECHNICAL MATTERS

HS Sports Timing and Results Systems - Results and Lap Times at www.hssports.co.uk

EVENTS 8, 9, 10, 14 & 22

LAP TIMES - RACE 15

3	Benjamin HEATON									
Lap	1	2	3	4	5	6	7	8	9	10
1	2:07.06	1:57.89	1:56.22	1:54.79	1:53.60					
15	John TALBOT									
Lap	1	2	3	4	5	6	7	8	9	10
1	2:21.58	2:11.06	2:08.08	2:04.44	2:05.18					
26	Tim WOOLLEY									
Lap	1	2	3	4	5	6	7	8	9	10
1	1:57.88	1:54.45	1:54.82	1:52.99	1:55.04					
59	David HEBB									
Lap	1	2	3	4	5	6	7	8	9	10
1	2:10.55	2:03.87	2:02.60	2:00.59	1:59.87					
59	Daniel LEDGER									
Lap	1	2	3	4	5	6	7	8	9	10
1	1:59.31	1:52.72	1:51.66	1:50.96	1:49.25					
67	Bart REID									
Lap	1	2	3	4	5	6	7	8	9	10
1	2:19.67	2:11.45	2:08.64	2:07.84	2:06.59					
75	James LUCK									
Lap	1	2	3	4	5	6	7	8	9	10
1	2:01.00	1:52.61	1:51.90	1:50.58	1:50.44					
79	Tony JIMENEZ									
Lap	1	2	3	4	5	6	7	8	9	10
1	2:01.82	1:57.56	1:58.65	1:57.15	1:57.34					
108	Andrew WIDDOWSON									
Lap	1	2	3	4	5	6	7	8	9	10
1	2:01.88	1:56.89	1:58.60	1:55.97	1:57.37					
124	Robert CHAMBERS									
Lap	1	2	3	4	5	6	7	8	9	10
1	1:58.84	1:52.98	1:52.75	1:50.50	1:49.95					
138	Mike KEMP									
Lap	1	2	3	4	5	6	7	8	9	10
1	2:10.09	2:02.54	2:02.25	1:59.56	2:00.49					
153	John CHRISTOPHER									
Lap	1	2	3	4	5	6	7	8	9	10
1	2:20.94	2:12.35	2:09.21	2:07.06	2:08.28					
156	Kevin THURSTON									
Lap	1	2	3	4	5	6	7	8	9	10
1	2:06.47	2:00.90	2:01.16	2:00.22	1:59.27					

166	Les WHISTON									
Lap	1	2	3	4	5	6	7	8	9	10
1	2:15.01	2:04.01	2:03.34	2:02.72	2:03.07					
186	Sean GAUCHWIN									
Lap	1	2	3	4	5	6	7	8	9	10
1	2:15.62	2:08.54	2:09.85	2:06.84	2:05.49					
222	Ian VERRINDER									
Lap	1	2	3	4	5	6	7	8	9	10
1	2:11.25	2:05.63	2:05.01	2:04.72	2:03.51					
239	Mike BEVAN									
Lap	1	2	3	4	5	6	7	8	9	10
1	1:59.38	1:53.99	1:52.24	1:50.40	1:50.53					
260	Richard HAWKSWORTH									
Lap	1	2	3	4	5	6	7	8	9	10
1	2:17.03	2:15.32	2:15.33	2:16.61	2:17.59					
279	Paul JOHNSON									
Lap	1	2	3	4	5	6	7	8	9	10
1	2:02.86	1:56.91	1:56.46	1:55.19	1:55.39					
287	Barry JONES									
Lap	1	2	3	4	5	6	7	8	9	10
1	2:27.21	2:13.72	2:11.75	2:12.28	2:11.52					
290	Paul MEADOWS									
Lap	1	2	3	4	5	6	7	8	9	10
1	2:05.15	2:01.43	2:02.22	2:02.84	2:01.79					

Lap Chart

EVENTS 8, 9, 10, 14 & 22 - RACE 15

Lap 1		Lap 2		Lap 3		Lap 4		Lap 5		Lap 6		Lap 7		Lap 8		Lap 9		Lap 10	
No	Time	No	Time	No	Time	No	Time	No	Time	No	Time	No	Time	No	Time	No	Time	No	Time
26	2:00.59	124	3:54.19	124	5:46.94	124	7:37.44	124	9:27.39										
124	2:01.21	26	3:55.04	75	5:47.31	75	7:37.89	59	9:28.10										
239	2:02.02	75	3:55.41	59	5:47.89	239	7:38.65	75	9:28.33										
75	2:02.80	239	3:56.01	239	5:48.25	59	7:38.85	239	9:29.18										
59	2:03.51	59	3:56.23	26	5:49.86	26	7:42.85	26	9:37.89										
79	2:05.41	108	4:02.65	279	5:59.80	279	7:54.99	279	9:50.38										
108	2:05.76	79	4:02.97	108	6:01.25	108	7:57.22	108	9:54.59										
279	2:06.43	279	4:03.34	79	6:01.62	79	7:58.77	79	9:56.11										
290	2:09.14	290	4:10.57	3	6:07.94	3	8:02.73	3	9:56.33										
156	2:10.90	3	4:11.72	290	6:12.79	156	8:13.18	156	10:12.45										
3	2:13.83	156	4:11.80	156	6:12.96	290	8:15.63	290	10:17.42										
59	2:16.08	59	4:19.95	59	6:22.55	138	8:22.77	59	10:23.01										
222	2:16.22	138	4:20.96	138	6:23.21	59	8:23.14	138	10:23.26										
138	2:18.42	222	4:21.85	222	6:26.86	222	8:31.58	222	10:35.09										
166	2:22.16	166	4:26.17	166	6:29.51	166	8:32.23	166	10:35.30										
260	2:22.39	186	4:30.95	186	6:40.80	186	8:47.64	186	10:53.13										
186	2:22.41	67	4:37.61	67	6:46.25	15	8:51.46	15	10:56.64										
67	2:26.16	260	4:37.71	15	6:47.02	67	8:54.09	67	11:00.68										
153	2:26.52	153	4:38.87	153	6:48.08	153	8:55.14	153	11:03.42										
15	2:27.88	15	4:38.94	260	6:53.04	260	9:09.65	287	11:22.59										
287	2:33.32	287	4:47.04	287	6:58.79	287	9:11.07	260	11:27.24										

BRITISH HISTORIC RACING

EVENTS 15, 16, 17 & 23A

RESULT - RACE 16

PI	No	Evt	Name	Machine	Laps	Time	Behind	MPH	Best Lap on	MPH
1	125	16	THOMAS/ WESTON ©	Yamaha TZ350	5	10:08.44		64.49	1:59.57	5 65.64
2	147	17	LISSAMAN/ LEETON	JPR BMW Moorespeed	5	10:10.27	1.83	64.30	1:59.07	2 65.91
3	187	17	ABRAHAMS/ ABRAHAMS	Vincent Rapide 1275	5	10:12.08	3.64	64.11	1:59.87	2 65.47
4	34	17	TUER/ TUER	Morgan Racing	5	10:12.44	4.00	64.07	1:58.75	3 66.09
5	46	17	BIBBY/ HEANEY	Morgan Racing	5	10:12.78	4.34	64.04	1:57.60	2 66.73
6	197	16	DAWSON/ DAWSON	BMW Bellas BLR 750	5	10:22.81	14.37	63.00	2:00.70	3 65.02
7	69	17	BOOTE/ MORRIS	Nourish MRE 950	5	10:33.63	25.19	61.93	2:02.36	3 64.14
8	4	16	BLEACH/ DAWS	Norton Ducker Lynx	5	10:41.31	32.87	61.19	2:05.47	2 62.55
9	11	17	QUIRK/ CLOVER	Vincent Rapide 1272	5	10:52.92	44.48	60.10	2:08.75	2 60.96
10	101	17	RYDEN/ DRURY	Crick Sidecar 748	5	10:55.19	46.75	59.89	2:08.66	3 61.00
11	31	15	WESTON/ WESTON	Triumph Thunderbird	5	11:03.26	54.82	59.16	2:10.68	3 60.06
12	27	17	HUTCHINSON/ MILLINGTON	Berkeley T60 1293	5	11:03.88	55.44	59.11	2:10.36	5 60.20
13	656	23a	DAVENPORT/ DAVENPORT	Aprilia RS 656	5	11:04.74	56.30	59.03	2:10.08	4 60.33
14	16	17	HODGSON/ PEARSON	Morgan F2	5	11:08.97	1:00.53	58.66	2:09.52	3 60.59
15	70	15	BANISTER/ BANISTER	Triumph Thunderbird	5	11:21.91	1:13.47	57.54	2:13.27	3 58.89
16	73	16	CRAWFORD/ BAXTER	BMW DRB 750	5	11:23.44	1:15.00	57.42	2:13.61	5 58.74
17	88	17	PEARSON/ BRIDGE	Morgan Supersports	5	11:47.83	1:39.39	55.44	2:18.32	3 56.74
18	78	16	WICKETT/ DUPLOCK	Triumph Thunderbird	4	10:16.00	1 Lap	50.96	2:29.87	4 52.37
19	12	15	WHITTAKER/ WHITTAKER	BSA Road Rocket 650	4	10:20.87	1 Lap	50.56	2:31.58	2 51.77
20	87	15	SYKES/ RUTH	BSA 1000	4	10:56.82	1 Lap	47.79	2:40.69	3 48.84
Not-Classified										
	42	16	STEVENSON/ BORRINGTON	BSA Broadstock 750	2	4:18.68	DNF	60.68	2:06.72	2 61.93
	146	17	NOURISH/ THOMAS	Nourish Weslake 850	0		Starter			
Fastest Lap										
	46	17	BIBBY/ HEANEY	Morgan Racing				64.04	1:57.60	2 66.73

Start Time : 09:27

Cadwell Park

30 Sep 18 09:42

Clerk of Course :

Time Issued :

Chief Timekeeper : Graham Marshall

THESE RESULTS ARE PROVISIONAL UNTIL THE CONCLUSION OF ANY JUDICIAL AND TECHNICAL MATTERS

HS Sports Timing and Results Systems - Results and Lap Times at www.hssports.co.uk

RACE GRID

EVENTS 15, 16, 17 & 23A

RACE 16

ROW 12		46 - BIBBY/ HEANEY	
ROW 11	12 02:32.480 WHITTAKER/ WHITTAK		78 02:30.890 WICKETT/ DUPLOCK
ROW 10	87 02:30.820 SYKES/ RUTH	441 02:30.600 PICKUP/ PICKUP	
ROW 9	88 02:20.080 PEARSON/ BRIDGE		70 02:14.020 BANISTER/ BANISTER
ROW 8	73 02:12.770 CRAWFORD/ BAXTER	27 02:12.710 HUTCHINSON/ MILLING	
ROW 7	16 02:10.950 HODGSON/ PEARSON		656 02:10.830 DAVENPORT/ DAVENPO
ROW 6	101 02:10.600 RYDEN/ DRURY	30 02:09.650 REYNOLDS/ ASH	
ROW 5	31 02:09.630 WESTON/ WESTON		34 02:09.390 TUER/ TUER
ROW 4	11 02:07.410 QUIRK/ CLOVER	42 02:04.980 STEVENSON/ BORRING	
ROW 3	197 02:04.610 DAWSON/ DAWSON		4 02:04.480 BLEACH/ DAWS
ROW 2	187 02:03.090 ABRAHAMS/ ABRAHAM	125 01:59.940 THOMAS/ WESTON ©	
ROW 1	146 01:59.610 NOURISH/ THOMAS		147 01:58.890 LISSAMAN/ LEETON

Grid Used: White Markings

POLE

BRITISH HISTORIC RACING

RESULT - RACE 16 - EVENT 15

PI	No	Evt	Name	Machine	Laps	Time	MPH	Best Lap on	MPH
1	31	15	WESTON/ WESTON	Triumph Thunderbird	5	11:03.26	59.16	2:10.68	3 60.06
2	70	15	BANISTER/ BANISTER	Triumph Thunderbird	5	11:21.91	57.54	2:13.27	3 58.89
3	12	15	WHITTAKER/ WHITTAKER	BSA Road Rocket 650	4	10:20.87	50.56	2:31.58	2 51.77
4	87	15	SYKES/ RUTH	BSA 1000	4	10:56.82	47.79	2:40.69	3 48.84

Fastest Lap

31	15	WESTON/ WESTON	Triumph Thunderbird	2:10.68	3	60.06
----	----	----------------	---------------------	---------	---	-------

Start Time : 09:27

Cadwell Park

30 Sep 18 09:42

Clerk of Course :

Time Issued :

Chief Timekeeper : Graham Marshall

THESE RESULTS ARE PROVISIONAL UNTIL THE CONCLUSION OF ANY JUDICIAL AND TECHNICAL MATTERS

HS Sports Timing and Results Systems - Results and Lap Times at www.hssports.co.uk

BRITISH HISTORIC RACING

RESULT - RACE 16 - EVENT 16

PI	No	Evt	Name	Machine	Laps	Time	MPH	Best Lap on	MPH
1	125	16	THOMAS/ WESTON ©	Yamaha TZ350	5	10:08.44	64.49	1:59.57	5 65.64
2	197	16	DAWSON/ DAWSON	BMW Bellas BLR 750	5	10:22.81	63.00	2:00.70	3 65.02
3	4	16	BLEACH/ DAWS	Norton Ducker Lynx	5	10:41.31	61.19	2:05.47	2 62.55
4	73	16	CRAWFORD/ BAXTER	BMW DRB 750	5	11:23.44	57.42	2:13.61	5 58.74
5	78	16	WICKETT/ DUPLOCK	Triumph Thunderbird	4	10:16.00	50.96	2:29.87	4 52.37

Not-Classified

42	16	STEVENSON/ BORRINGTON	BSA Broadstock 750	2	4:18.68	DNF	60.68	2:06.72	2 61.93
----	----	-----------------------	--------------------	---	---------	-----	-------	---------	---------

Fastest Lap

125	16	THOMAS/ WESTON ©	Yamaha TZ350				1:59.57	5 65.64
-----	----	------------------	--------------	--	--	--	---------	---------

Start Time : 09:27

Cadwell Park

30 Sep 18 09:42

Clerk of Course :

Time Issued :

Chief Timekeeper : Graham Marshall

THESE RESULTS ARE PROVISIONAL UNTIL THE CONCLUSION OF ANY JUDICIAL AND TECHNICAL MATTERS

HS Sports Timing and Results Systems - Results and Lap Times at www.hssports.co.uk

BRITISH HISTORIC RACING

RESULT - RACE 16 - EVENT 17

PI	No	Evt	Name	Machine	Laps	Time	MPH	Best Lap on	MPH
1	147	17	LISSAMAN/ LEETON	JPR BMW Moorespeed	5	10:10.27	64.30	1:59.07	2 65.91
2	187	17	ABRAHAMS/ ABRAHAMS	Vincent Rapide 1275	5	10:12.08	64.11	1:59.87	2 65.47
3	34	17	TUER/ TUER	Morgan Racing	5	10:12.44	64.07	1:58.75	3 66.09
4	46	17	BIBBY/ HEANEY	Morgan Racing	5	10:12.78	64.04	1:57.60	2 66.73
5	69	17	BOOTE/ MORRIS	Nourish MRE 950	5	10:33.63	61.93	2:02.36	3 64.14
6	11	17	QUIRK/ CLOVER	Vincent Rapide 1272	5	10:52.92	60.10	2:08.75	2 60.96
7	101	17	RYDEN/ DRURY	Crick Sidecar 748	5	10:55.19	59.89	2:08.66	3 61.00
8	27	17	HUTCHINSON/ MILLINGTON	Berkeley T60 1293	5	11:03.88	59.11	2:10.36	5 60.20
9	16	17	HODGSON/ PEARSON	Morgan F2	5	11:08.97	58.66	2:09.52	3 60.59
10	88	17	PEARSON/ BRIDGE	Morgan Supersports	5	11:47.83	55.44	2:18.32	3 56.74

Not-Classified

146	17	NOURISH/ THOMAS	Nourish Weslake 850	0	Starter
-----	----	-----------------	---------------------	---	---------

Fastest Lap

46	17	BIBBY/ HEANEY	Morgan Racing	1:57.60	2 66.73
----	----	---------------	---------------	---------	---------

Start Time : 09:27

Cadwell Park

30 Sep 18 09:42

Clerk of Course :

Time Issued :

Chief Timekeeper : Graham Marshall

THESE RESULTS ARE PROVISIONAL UNTIL THE CONCLUSION OF ANY JUDICIAL AND TECHNICAL MATTERS

HS Sports Timing and Results Systems - Results and Lap Times at www.hssports.co.uk



RESULT - RACE 16 - EVENT 23a

Pl	No	Evt	Name	Machine	Laps	Time	MPH	Best Lap on	MPH
1	656	23a	DAVENPORT/ DAVENPORT	Aprilia RS 656	5	11:04.74	59.03	2:10.08	4 60.33

Fastest Lap

656	23a	DAVENPORT/ DAVENPORT	Aprilia RS 656	2:10.08	4	60.33
-----	-----	----------------------	----------------	---------	---	-------

Start Time : 09:27

Cadwell Park

30 Sep 18 09:42

Clerk of Course :

Time Issued :

Chief Timekeeper : Graham Marshall

THESE RESULTS ARE PROVISIONAL UNTIL THE CONCLUSION OF ANY JUDICIAL AND TECHNICAL MATTERS

HS Sports Timing and Results Systems - Results and Lap Times at www.hssports.co.uk

EVENTS 15, 16, 17 & 23A

LAP TIMES - RACE 16

4	BLEACH/ DAWS										
	Lap	1	2	3	4	5	6	7	8	9	10
	1	2:11.73	2:05.47	2:07.95	2:05.79	2:06.44					
11	QUIRK/ CLOVER										
	Lap	1	2	3	4	5	6	7	8	9	10
	1	2:10.83	2:08.75	2:08.90	2:09.30	2:11.04					
12	WHITTAKER/ WHITTAKER										
	Lap	1	2	3	4	5	6	7	8	9	10
	1	2:32.50	2:31.58	2:34.33	2:34.53						
16	HODGSON/ PEARSON										
	Lap	1	2	3	4	5	6	7	8	9	10
	1	2:18.00	2:12.55	2:09.52	2:10.80	2:11.88					
27	HUTCHINSON/ MILLINGTON										
	Lap	1	2	3	4	5	6	7	8	9	10
	1	2:14.75	2:11.32	2:10.41	2:10.98	2:10.36					
31	WESTON/ WESTON										
	Lap	1	2	3	4	5	6	7	8	9	10
	1	2:15.64	2:11.12	2:10.68	2:10.68	2:11.02					
34	TUER/ TUER										
	Lap	1	2	3	4	5	6	7	8	9	10
	1	2:07.39	1:58.85	1:58.75	1:59.47	2:02.34					
42	STEVENSON/ BORRINGTON										
	Lap	1	2	3	4	5	6	7	8	9	10
	1	2:08.29	2:06.72								
46	BIBBY/ HEANEY										
	Lap	1	2	3	4	5	6	7	8	9	10
	1	2:07.06	1:57.60	1:59.14	1:59.07	2:02.36					
69	BOOTE/ MORRIS										
	Lap	1	2	3	4	5	6	7	8	9	10
	1	2:08.90	2:03.07	2:02.36	2:06.81	2:05.04					
70	BANISTER/ BANISTER										
	Lap	1	2	3	4	5	6	7	8	9	10
	1	2:16.67	2:13.41	2:13.27	2:15.94	2:16.26					
73	CRAWFORD/ BAXTER										
	Lap	1	2	3	4	5	6	7	8	9	10
	1	2:19.06	2:15.07	2:13.84	2:14.89	2:13.61					
78	WICKETT/ DUPLOCK										
	Lap	1	2	3	4	5	6	7	8	9	10
	1	2:33.64	2:31.74	2:32.70	2:29.87						

87	SYKES/ RUTH									
Lap	1	2	3	4	5	6	7	8	9	10
1	2:37.74	2:44.38	2:40.69	2:46.77						
88	PEARSON/ BRIDGE									
Lap	1	2	3	4	5	6	7	8	9	10
1	2:24.66	2:18.62	2:18.32	2:19.53	2:19.99					
101	RYDEN/ DRURY									
Lap	1	2	3	4	5	6	7	8	9	10
1	2:11.97	2:10.58	2:08.66	2:08.88	2:10.76					
125	THOMAS/ WESTON ©									
Lap	1	2	3	4	5	6	7	8	9	10
1	2:04.04	2:00.57	2:00.17	2:01.15	1:59.57					
147	LISSAMAN/ LEETON									
Lap	1	2	3	4	5	6	7	8	9	10
1	2:05.84	1:59.07	2:00.16	2:01.49	2:01.50					
187	ABRAHAMS/ ABRAHAMS									
Lap	1	2	3	4	5	6	7	8	9	10
1	2:03.91	1:59.87	2:02.46	2:00.84	2:02.24					
197	DAWSON/ DAWSON									
Lap	1	2	3	4	5	6	7	8	9	10
1	2:04.79	2:00.86	2:00.70	2:02.02	2:10.64					
656	DAVENPORT/ DAVENPORT									
Lap	1	2	3	4	5	6	7	8	9	10
1	2:17.52	2:10.48	2:10.44	2:10.08	2:10.28					

Lap Chart

EVENTS 15, 16, 17 & 23A - RACE 16

Lap 1		Lap 2		Lap 3		Lap 4		Lap 5		Lap 6		Lap 7		Lap 8		Lap 9		Lap 10	
No	Time	No	Time	No	Time	No	Time	No	Time	No	Time	No	Time	No	Time	No	Time	No	Time
187	2:06.67	187	4:06.54	147	6:07.28	147	8:08.77	125	10:08.44										
125	2:06.98	147	4:07.12	125	6:07.72	125	8:08.87	147	10:10.27										
147	2:08.05	125	4:07.55	187	6:09.00	187	8:09.84	187	10:12.08										
197	2:08.59	197	4:09.45	197	6:10.15	87	8:10.05 *1	34	10:12.44										
42	2:11.96	34	4:11.88	34	6:10.63	34	8:10.10	46	10:12.78										
34	2:13.03	46	4:12.21	46	6:11.35	46	8:10.42	78	10:16.00 *1										
46	2:14.61	42	4:18.68	69	6:21.78	197	8:12.17	12	10:20.87 *1										
11	2:14.93	69	4:19.42	4	6:29.08	69	8:28.59	197	10:22.81										
4	2:15.66	4	4:21.13	11	6:32.58	4	8:34.87	69	10:33.63										
101	2:16.31	11	4:23.68	101	6:35.55	11	8:41.88	4	10:41.31										
69	2:16.35	101	4:26.89	31	6:41.56	101	8:44.43	11	10:52.92										
31	2:19.76	31	4:30.88	27	6:42.54	31	8:52.24	101	10:55.19										
27	2:20.81	27	4:32.13	656	6:44.38	27	8:53.52	87	10:56.82 *1										
70	2:23.03	656	4:33.94	16	6:46.29	656	8:54.46	31	11:03.26										
656	2:23.46	70	4:36.44	70	6:49.71	16	8:57.09	27	11:03.88										
16	2:24.22	16	4:36.77	73	6:54.94	70	9:05.65	656	11:04.74										
73	2:26.03	73	4:41.10	88	7:08.31	73	9:09.83	16	11:08.97										
88	2:31.37	88	4:49.99	78	7:46.13	88	9:27.84	70	11:21.91										
12	2:40.43	12	5:12.01	12	7:46.34			73	11:23.44										
78	2:41.69	78	5:13.43					88	11:47.83										
87	2:44.98	87	5:29.36																

BRITISH HISTORIC RACING

EVENTS 7 & 13

RESULT - RACE 17

PI	No	Evt	Name	Machine	Laps	Time	Behind	MPH	Best Lap on	MPH
1	77	13	Mike SMITH	Rob North BSA Rocket 3	5	8:56.12		73.19	1:45.22	4 74.59
2	175	13	Patrick WELCH	Rob North Trident 930	5	9:34.78	38.66	68.27	1:52.84	5 69.55
3	200	7	James GERRARD	Norton Manx 499	5	9:42.88	46.76	67.32	1:54.33	5 68.64
4	155	13	Chris SALTINSTALL	Moto Guzzi Le Mans	5	9:46.74	50.62	66.88	1:53.78	5 68.98
5	81	7	Mick FOX	Seeley G50	5	9:47.26	51.14	66.82	1:53.85	5 68.93
6	100	7	Andy HUNT	Ducati Steelcraft 450	5	9:50.95	54.83	66.40	1:55.59	4 67.90
7	117	7	John FAWCETT	Seeley G50	5	9:57.19	1:01.07	65.71	1:53.29	5 69.27
8	279	13	Paul JOHNSON	BMW K100	5	9:57.30	1:01.18	65.70	1:55.65	4 67.86
9	187	13	Lee WATTS	Ducati Pantah 500	5	9:59.18	1:03.06	65.49	1:56.48	4 67.38
10	257	13	Richard STUBBS	BMW R100RS	5	10:00.15	1:04.03	65.38	1:56.26	5 67.50
11	79	13	Tony JIMENEZ	Norton Atlas 750	5	10:20.42	1:24.30	63.25	1:57.29	3 66.91
12	222	13	Ian VERRINDER	Norton Atlas 750	5	10:21.69	1:25.57	63.12	2:00.17	5 65.31
13	260	13	Richard HAWKSWORTH	BMW K100	5	10:23.05	1:26.93	62.98	2:00.96	5 64.88
14	235	13	Graham NICHOLLS	Ducati TT2 750	5	10:24.14	1:28.02	62.87	2:00.74	5 65.00
15	229	13	Robert BEVAN	Triumph Metisse 750	5	10:28.31	1:32.19	62.45	2:02.81	3 63.90
16	151	13	Nigel CLARK	Moto Guzzi V7 Sport	5	10:34.14	1:38.02	61.88	2:02.78	5 63.92
17	268	13	Mark FAIRWEATHER	BMW R100RS	5	10:52.70	1:56.58	60.12	2:06.40	3 62.09
18	122	7	Richard STOTT	Matchless G50	5	10:54.74	1:58.62	59.93	2:07.14	3 61.73
19	42	7	Tony AINLEY	Velocette Venom 499	5	10:58.51	2:02.39	59.59	2:07.07	5 61.76
20	186	13	Sean GAUCHWIN	Triumph Rob North	5	11:09.20	2:13.08	58.64	2:05.11	2 62.73
21	171	13	Stephen JONES	Ducati Pantah 500SL	4	9:02.55	1 Lap	57.86	2:11.23	2 59.80
22	289	13	Peter KIRBY	Norton Interpol 2	4	9:16.43	1 Lap	56.42	2:15.02	3 58.12
23	154	13	Dave FITZPATRICK	Laverda Montjuic 500	4	9:27.92	1 Lap	55.28	2:17.76	4 56.97
24	139	13	Gareth ROBERTS	MV Augusta 350B	4	9:28.15	1 Lap	55.25	2:16.91	4 57.32
25	221	7	Oliver PRESSWOOD	Velocette Venom 499	4	9:28.95	1 Lap	55.18	2:18.28	4 56.75

Not-Classified

4	7	Ian HENSHAW	Royal Enfield Fury	2	4:18.43	DNF	60.74	2:04.06	2 63.26
26	13	Tim WOOLLEY	Rustler BSA	2	4:29.72	DNF	58.19	2:10.38	2 60.19
134	7	Paul POTTER	BSA B50	2	4:32.83	DNF	57.53	2:14.84	2 58.20
239	7	Mike BEVAN	Seeley G50	0		Starter			

Fastest Lap

77	13	Mike SMITH	Rob North BSA Rocket 3				1:45.22	4 74.59
----	----	------------	------------------------	--	--	--	---------	---------

No 117 - Time Includes 10s Penalty For OVERTAKING UNDER YELLOW FLAGS

Start Time : 09:47

Cadwell Park

30 Sep 18 09:59

Clerk of Course :

Time Issued :

Chief Timekeeper : Graham Marshall

THESE RESULTS ARE PROVISIONAL UNTIL THE CONCLUSION OF ANY JUDICIAL AND TECHNICAL MATTERS

HS Sports Timing and Results Systems - Results and Lap Times at www.hssports.co.uk

RACE GRID

EVENTS 7 & 13

RACE 17

ROW 11	200 James GERRARD 31		32		33
ROW 10	289 02:17.350 Peter KIRBY 28	221 02:17.650 Oliver PRESSWOOD 29		139 Gareth ROBERTS 30	
ROW 9	171 02:15.090 Stephen JONES 25	42 02:16.490 Tony AINLEY 26		154 02:16.940 Dave FITZPATRICK 27	
ROW 8	122 02:06.360 Richard STOTT 22	268 02:10.420 Mark FAIRWEATHER 23		156 02:10.440 Kevin THURSTON 24	
ROW 7	26 02:02.410 Tim WOOLLEY 19	229 02:02.690 Robert BEVAN 20		134 02:05.930 Paul POTTER 21	
ROW 6	222 02:00.570 Ian VERRINDER 16	151 02:01.940 Nigel CLARK 17		235 02:02.340 Graham NICHOLLS 18	
ROW 5	257 01:56.560 Richard STUBBS 13	260 01:57.930 Richard HAWKSWORTH 14		264 01:58.740 Nic POWELL 15	
ROW 4	155 01:56.470 Chris SALTINSTALL 10	187 01:56.480 Lee WATTS 11		117 01:56.530 John FAWCETT 12	
ROW 3	272 01:55.270 David MARTIN 7	79 01:56.110 Tony JIMENEZ 8		279 01:56.380 Paul JOHNSON 9	
ROW 2	239 01:52.790 Mike BEVAN 4	81 01:52.890 Mick FOX 5		100 01:53.660 Andy HUNT 6	
ROW 1	77 01:45.800 Mike SMITH 1	12 01:51.740 Stefan RADA KOVIC 2		175 01:52.350 Patrick WELCH 3	

POLE

BRITISH HISTORIC RACING

RESULT - RACE 17 - EVENT 13

PI	No	Evt	Name	Machine	Laps	Time	MPH	Best Lap on	MPH
1	77	13	Mike SMITH	Rob North BSA Rocket 3	5	8:56.12	73.19	1:45.22	4 74.59
2	175	13	Patrick WELCH	Rob North Trident 930	5	9:34.78	68.27	1:52.84	5 69.55
3	155	13	Chris SALTINSTALL	Moto Guzzi Le Mans	5	9:46.74	66.88	1:53.78	5 68.98
4	279	13	Paul JOHNSON	BMW K100	5	9:57.30	65.70	1:55.65	4 67.86
5	187	13	Lee WATTS	Ducati Pantah 500	5	9:59.18	65.49	1:56.48	4 67.38
6	257	13	Richard STUBBS	BMW R100RS	5	10:00.15	65.38	1:56.26	5 67.50
7	79	13	Tony JIMENEZ	Norton Atlas 750	5	10:20.42	63.25	1:57.29	3 66.91
8	222	13	Ian VERRINDER	Norton Atlas 750	5	10:21.69	63.12	2:00.17	5 65.31
9	260	13	Richard HAWKSWORTH	BMW K100	5	10:23.05	62.98	2:00.96	5 64.88
10	235	13	Graham NICHOLLS	Ducati TT2 750	5	10:24.14	62.87	2:00.74	5 65.00
11	229	13	Robert BEVAN	Triumph Metisse 750	5	10:28.31	62.45	2:02.81	3 63.90
12	151	13	Nigel CLARK	Moto Guzzi V7 Sport	5	10:34.14	61.88	2:02.78	5 63.92
13	268	13	Mark FAIRWEATHER	BMW R100RS	5	10:52.70	60.12	2:06.40	3 62.09
14	186	13	Sean GAUCHWIN	Triumph Rob North	5	11:09.20	58.64	2:05.11	2 62.73
15	171	13	Stephen JONES	Ducati Pantah 500SL	4	9:02.55	57.86	2:11.23	2 59.80
16	289	13	Peter KIRBY	Norton Interpol 2	4	9:16.43	56.42	2:15.02	3 58.12
17	154	13	Dave FITZPATRICK	Laverda Montjuic 500	4	9:27.92	55.28	2:17.76	4 56.97
18	139	13	Gareth ROBERTS	MV Augusta 350B	4	9:28.15	55.25	2:16.91	4 57.32

Not-Classified

26	13	Tim WOOLLEY	Rustler BSA	2	4:29.72	DNF	58.19	2:10.38	2 60.19
----	----	-------------	-------------	---	---------	-----	-------	---------	---------

Fastest Lap

77	13	Mike SMITH	Rob North BSA Rocket 3				1:45.22	4	74.59
----	----	------------	------------------------	--	--	--	---------	---	-------

No 117 - Time Includes 10s Penalty For OVERTAKING UNDER YELLOW FLAGS

Start Time : 09:47

Cadwell Park

30 Sep 18 09:59

Clerk of Course :

Time Issued :

Chief Timekeeper : Graham Marshall

THESE RESULTS ARE PROVISIONAL UNTIL THE CONCLUSION OF ANY JUDICIAL AND TECHNICAL MATTERS

HS Sports Timing and Results Systems - Results and Lap Times at www.hssports.co.uk

BRITISH HISTORIC RACING

RESULT - RACE 17 - EVENT 7

Pl	No	Evt	Name	Machine	Laps	Time	MPH	Best Lap on	MPH
1	200	7	James GERRARD	Norton Manx 499	5	9:42.88	67.32	1:54.33	5 68.64
2	81	7	Mick FOX	Seeley G50	5	9:47.26	66.82	1:53.85	5 68.93
3	100	7	Andy HUNT	Ducati Steelcraft 450	5	9:50.95	66.40	1:55.59	4 67.90
4	117	7	John FAWCETT	Seeley G50	5	9:57.19	65.71	1:53.29	5 69.27
5	122	7	Richard STOTT	Matchless G50	5	10:54.74	59.93	2:07.14	3 61.73
6	42	7	Tony AINLEY	Velocette Venom 499	5	10:58.51	59.59	2:07.07	5 61.76
7	221	7	Oliver PRESSWOOD	Velocette Venom 499	4	9:28.95	55.18	2:18.28	4 56.75

Not-Classified

4	7	Ian HENSHAW	Royal Enfield Fury	2	4:18.43	DNF	60.74	2:04.06	2 63.26
134	7	Paul POTTER	BSA B50	2	4:32.83	DNF	57.53	2:14.84	2 58.20
239	7	Mike BEVAN	Seeley G50	0		Starter			

Fastest Lap

117	7	John FAWCETT	Seeley G50				1:53.29	5	69.27
-----	---	--------------	------------	--	--	--	---------	---	-------

No 117 - Time Includes 10s Penalty For OVERTAKING UNDER YELLOW FLAGS

Start Time : 09:47

Cadwell Park

30 Sep 18 09:59

Clerk of Course :

Time Issued :

Chief Timekeeper : Graham Marshall

THESE RESULTS ARE PROVISIONAL UNTIL THE CONCLUSION OF ANY JUDICIAL AND TECHNICAL MATTERS

HS Sports Timing and Results Systems - Results and Lap Times at www.hssports.co.uk

EVENTS 7 & 13

LAP TIMES - RACE 17

4	Ian HENSHAW										
	Lap	1	2	3	4	5	6	7	8	9	10
	1	2:07.99	2:04.06								
26	Tim WOOLLEY										
	Lap	1	2	3	4	5	6	7	8	9	10
	1	2:14.16	2:10.38								
42	Tony AINLEY										
	Lap	1	2	3	4	5	6	7	8	9	10
	1	2:16.05	2:11.73	2:09.10	2:08.57	2:07.07					
77	Mike SMITH										
	Lap	1	2	3	4	5	6	7	8	9	10
	1	1:51.54	1:46.74	1:45.54	1:45.22	1:45.49					
79	Tony JIMENEZ										
	Lap	1	2	3	4	5	6	7	8	9	10
	1	2:22.63	2:01.02	1:57.29	1:58.94	1:57.86					
81	Mick FOX										
	Lap	1	2	3	4	5	6	7	8	9	10
	1	2:02.42	1:57.36	1:56.48	1:54.58	1:53.85					
100	Andy HUNT										
	Lap	1	2	3	4	5	6	7	8	9	10
	1	2:01.24	1:58.77	1:56.23	1:55.59	1:56.16					
117	John FAWCETT										
	Lap	1	2	3	4	5	6	7	8	9	10
	1	2:05.42	1:56.23	1:54.53	1:53.91	1:53.29					
122	Richard STOTT										
	Lap	1	2	3	4	5	6	7	8	9	10
	1	2:14.56	2:09.09	2:07.14	2:08.73	2:09.43					
134	Paul POTTER										
	Lap	1	2	3	4	5	6	7	8	9	10
	1	2:12.82	2:14.84								
139	Gareth ROBERTS										
	Lap	1	2	3	4	5	6	7	8	9	10
	1	2:24.39	2:19.24	2:18.93	2:16.91						
151	Nigel CLARK										
	Lap	1	2	3	4	5	6	7	8	9	10
	1	2:15.03	2:03.79	2:04.21	2:03.41	2:02.78					
154	Dave FITZPATRICK										
	Lap	1	2	3	4	5	6	7	8	9	10
	1	2:23.63	2:19.77	2:19.93	2:17.76						

155	Chris SALTINSTALL									
Lap	1	2	3	4	5	6	7	8	9	10
1	2:00.96	1:57.46	1:56.42	1:54.81	1:53.78					
171	Stephen JONES									
Lap	1	2	3	4	5	6	7	8	9	10
1	2:17.89	2:11.23	2:14.39	2:13.11						
175	Patrick WELCH									
Lap	1	2	3	4	5	6	7	8	9	10
1	1:56.49	1:53.88	1:54.29	1:55.04	1:52.84					
186	Sean GAUCHWIN									
Lap	1	2	3	4	5	6	7	8	9	10
1	2:12.41	2:05.11	2:07.51	2:20.60	2:16.42					
187	Lee WATTS									
Lap	1	2	3	4	5	6	7	8	9	10
1	2:05.33	1:59.27	1:57.75	1:56.48	1:56.73					
200	James GERRARD									
Lap	1	2	3	4	5	6	7	8	9	10
1	1:58.73	1:54.42	1:54.53	1:54.71	1:54.33					
221	Oliver PRESSWOOD									
Lap	1	2	3	4	5	6	7	8	9	10
1	2:24.62	2:19.42	2:19.10	2:18.28						
222	Ian VERRINDER									
Lap	1	2	3	4	5	6	7	8	9	10
1	2:08.95	2:04.09	2:02.54	2:01.55	2:00.17					
229	Robert BEVAN									
Lap	1	2	3	4	5	6	7	8	9	10
1	2:10.30	2:03.55	2:02.81	2:03.05	2:03.50					
235	Graham NICHOLLS									
Lap	1	2	3	4	5	6	7	8	9	10
1	2:08.76	2:03.03	2:03.93	2:02.71	2:00.74					
257	Richard STUBBS									
Lap	1	2	3	4	5	6	7	8	9	10
1	2:04.10	2:00.82	1:58.03	1:57.16	1:56.26					
260	Richard HAWKSWORTH									
Lap	1	2	3	4	5	6	7	8	9	10
1	2:08.52	2:02.95	2:04.54	2:01.92	2:00.96					
268	Mark FAIRWEATHER									
Lap	1	2	3	4	5	6	7	8	9	10
1	2:16.33	2:09.66	2:06.40	2:07.39	2:07.20					
279	Paul JOHNSON									
Lap	1	2	3	4	5	6	7	8	9	10
1	2:05.53	1:59.56	1:57.47	1:55.65	1:55.95					

289 Peter KIRBY

Lap	1	2	3	4	5	6	7	8	9	10
1	2:23.38	2:15.96	2:15.02	2:15.78						

Lap Chart

EVENTS 7 & 13 - RACE 17

Lap 1		Lap 2		Lap 3		Lap 4		Lap 5		Lap 6		Lap 7		Lap 8		Lap 9		Lap 10	
No	Time	No	Time	No	Time	No	Time	No	Time	No	Time	No	Time	No	Time	No	Time	No	Time
77	1:53.13	77	3:39.87	77	5:25.41	77	7:10.63	77	8:56.12										
175	1:58.73	175	3:52.61	175	5:46.90	221	7:10.67 *1	171	9:02.55 *1										
100	2:04.20	200	3:59.31	200	5:53.84	139	7:11.24 *1	289	9:16.43 *1										
155	2:04.27	155	4:01.73	155	5:58.15	175	7:41.94	154	9:27.92 *1										
200	2:04.89	81	4:02.35	81	5:58.83	200	7:48.55	139	9:28.15 *1										
81	2:04.99	100	4:02.97	100	5:59.20	155	7:52.96	221	9:28.95 *1										
257	2:07.88	117	4:05.46	117	5:59.99	81	7:53.41	175	9:34.78										
279	2:08.67	187	4:08.22	279	6:05.70	117	7:53.90	200	9:42.88										
187	2:08.95	279	4:08.23	187	6:05.97	100	7:54.79	155	9:46.74										
117	2:09.23	257	4:08.70	257	6:06.73	279	8:01.35	81	9:47.26										
260	2:12.68	260	4:15.63	222	6:19.97	187	8:02.45	100	9:50.95										
222	2:13.34	235	4:16.76	260	6:20.17	257	8:03.89	117	9:57.19										
235	2:13.73	222	4:17.43	235	6:20.69	222	8:21.52	279	9:57.30										
4	2:14.37	4	4:18.43	229	6:21.76	260	8:22.09	187	9:59.18										
229	2:15.40	229	4:18.95	79	6:23.62	79	8:22.56	257	10:00.15										
134	2:17.99	151	4:23.74	151	6:27.95	235	8:23.40	79	10:20.42										
26	2:19.34	186	4:24.67	186	6:32.18	229	8:24.81	222	10:21.69										
186	2:19.56	79	4:26.33	122	6:36.58	151	8:31.36	260	10:23.05										
151	2:19.95	122	4:29.44	268	6:38.11	122	8:45.31	235	10:24.14										
122	2:20.35	26	4:29.72	42	6:42.87	268	8:45.50	229	10:28.31										
42	2:22.04	268	4:31.71	171	6:49.44	42	8:51.44	151	10:34.14										
268	2:22.05	134	4:32.83	289	7:00.65	186	8:52.78	268	10:52.70										
171	2:23.82	42	4:33.77	154	7:10.16			122	10:54.74										
79	2:25.31	171	4:35.05					42	10:58.51										
289	2:29.67	289	4:45.63					186	11:09.20										
154	2:30.46	154	4:50.23																
221	2:32.15	221	4:51.57																
139	2:33.07	139	4:52.31																

BRITISH HISTORIC RACING

EVENTS 21 & 24

RESULT - RACE 18

PI	No	Evt	Name	Machine	Laps	Time	Behind	MPH	Best Lap on	MPH
1	233	24	Tom SNOW	BSA Bantam 175	5	10:26.52		62.63	2:01.12	5 64.80
2	268	21	Mark FAIRWEATHER	BMW R100RS	5	10:41.89	15.37	61.13	2:05.95	2 62.31
3	287	21	Barry JONES	Kawasaki Z1000J	5	10:54.04	27.52	60.00	2:07.26	5 61.67
4	36	24	Ian SCUTT	BSA Bantam 125	5	10:55.46	28.94	59.87	2:06.63	3 61.98
5	24	24	Joao QUINTANEIRO	BSA Bantam 175	5	11:14.09	47.57	58.21	2:12.09	5 59.41
6	170	21	Mark SIMMONS	Yamaha XS750	5	11:24.57	58.05	57.32	2:13.28	5 58.88
7	73	24	Andrew MOULDEN	BSA Bantam 175	5	11:26.19	59.67	57.19	2:13.43	5 58.82
8	52	24	Robbie BROWN	BSA Bantam 183	5	11:28.41	1:01.89	57.00	2:14.22	2 58.47
9	66	24	Matthew MOULDEN	BSA Bantam 125	5	11:30.54	1:04.02	56.83	2:13.75	4 58.68
10	295	21	Charles OLLIS	MZ Supa5 250	5	11:58.22	1:31.70	54.64	2:21.06	5 55.64
11	89	24	Andy SEED	BSA Bantam 175	5	12:14.76	1:48.24	53.41	2:23.21	5 54.80
12	210	24	Adam PLANE	BSA Bantam 175	4	10:45.43	1 Lap	48.64	2:36.80	4 50.05
<u>Not-Classified</u>										
	289	21	Peter KIRBY	Norton Interpol 2	4	8:47.20	DNF	59.54	2:08.24	2 61.20
	173	24	Michael POTTER	BSA Bantam 125	3	6:38.31	DNF	59.11	2:08.05	3 61.29
	223	24	Andrew FRASER	BSA Bantam 125	0		Starter			
	33	24	Mike POWELL	BSA Bantam 125	0		Starter			
<u>Fastest Lap</u>										
	233	24	Tom SNOW	BSA Bantam 175					2:01.12	5 64.80

Start Time : 10:07

Cadwell Park

30 Sep 18 10:21

Clerk of Course :

Time Issued :

Chief Timekeeper : Graham Marshall

THESE RESULTS ARE PROVISIONAL UNTIL THE CONCLUSION OF ANY JUDICIAL AND TECHNICAL MATTERS

HS Sports Timing and Results Systems - Results and Lap Times at www.hssports.co.uk



RESULT - RACE 18 - EVENT 21

PI	No	Evt	Name	Machine	Laps	Time	MPH	Best Lap on	MPH
1	268	21	Mark FAIRWEATHER	BMW R100RS	5	10:41.89	61.13	2:05.95	2 62.31
2	287	21	Barry JONES	Kawasaki Z1000J	5	10:54.04	60.00	2:07.26	5 61.67
3	170	21	Mark SIMMONS	Yamaha XS750	5	11:24.57	57.32	2:13.28	5 58.88
4	295	21	Charles OLLIS	MZ Supa5 250	5	11:58.22	54.64	2:21.06	5 55.64

Not-Classified

289	21	Peter KIRBY	Norton Interpol 2	4	8:47.20	DNF	59.54	2:08.24	2 61.20
-----	----	-------------	-------------------	---	---------	-----	-------	---------	---------

Fastest Lap

268	21	Mark FAIRWEATHER	BMW R100RS				2:05.95	2 62.31
-----	----	------------------	------------	--	--	--	---------	---------

Start Time : 10:07

Cadwell Park

30 Sep 18 10:21

Clerk of Course :

Time Issued :

Chief Timekeeper : Graham Marshall

THESE RESULTS ARE PROVISIONAL UNTIL THE CONCLUSION OF ANY JUDICIAL AND TECHNICAL MATTERS

HS Sports Timing and Results Systems - Results and Lap Times at www.hssports.co.uk

BRITISH HISTORIC RACING

RESULT - RACE 18 - EVENT 24

PI	No	Evt	Name	Machine	Laps	Time	MPH	Best Lap on	MPH
1	233	24	Tom SNOW	BSA Bantam 175	5	10:26.52	62.63	2:01.12	5 64.80
2	36	24	Ian SCUTT	BSA Bantam 125	5	10:55.46	59.87	2:06.63	3 61.98
3	24	24	Joao QUINTANEIRO	BSA Bantam 175	5	11:14.09	58.21	2:12.09	5 59.41
4	73	24	Andrew MOULDEN	BSA Bantam 175	5	11:26.19	57.19	2:13.43	5 58.82
5	52	24	Robbie BROWN	BSA Bantam 183	5	11:28.41	57.00	2:14.22	2 58.47
6	66	24	Matthew MOULDEN	BSA Bantam 125	5	11:30.54	56.83	2:13.75	4 58.68
7	89	24	Andy SEED	BSA Bantam 175	5	12:14.76	53.41	2:23.21	5 54.80
8	210	24	Adam PLANE	BSA Bantam 175	4	10:45.43	48.64	2:36.80	4 50.05

Not-Classified

173	24	Michael POTTER	BSA Bantam 125	3	6:38.31	DNF	59.11	2:08.05	3 61.29
223	24	Andrew FRASER	BSA Bantam 125	0		Starter			
33	24	Mike POWELL	BSA Bantam 125	0		Starter			

Fastest Lap

233	24	Tom SNOW	BSA Bantam 175				2:01.12	5	64.80
-----	----	----------	----------------	--	--	--	---------	---	-------

Start Time : 10:07

Cadwell Park

30 Sep 18 10:21

Clerk of Course :

Time Issued :

Chief Timekeeper : Graham Marshall

THESE RESULTS ARE PROVISIONAL UNTIL THE CONCLUSION OF ANY JUDICIAL AND TECHNICAL MATTERS

HS Sports Timing and Results Systems - Results and Lap Times at www.hssports.co.uk

EVENTS 21 & 24

LAP TIMES - RACE 18

24	Joao QUINTANEIRO										
	Lap	1	2	3	4	5	6	7	8	9	10
	1	2:17.84	2:12.73	2:12.58	2:12.84	2:12.09					
36	Ian SCUTT										
	Lap	1	2	3	4	5	6	7	8	9	10
	1	2:17.86	2:09.38	2:06.63	2:07.72	2:09.68					
52	Robbie BROWN										
	Lap	1	2	3	4	5	6	7	8	9	10
	1	2:17.73	2:14.22	2:15.14	2:17.29	2:19.91					
66	Matthew MOULDEN										
	Lap	1	2	3	4	5	6	7	8	9	10
	1	2:24.29	2:15.88	2:14.81	2:13.75	2:15.49					
73	Andrew MOULDEN										
	Lap	1	2	3	4	5	6	7	8	9	10
	1	2:21.59	2:15.48	2:15.91	2:14.09	2:13.43					
89	Andy SEED										
	Lap	1	2	3	4	5	6	7	8	9	10
	1	2:31.52	2:24.60	2:25.00	2:24.38	2:23.21					
170	Mark SIMMONS										
	Lap	1	2	3	4	5	6	7	8	9	10
	1	2:22.05	2:15.73	2:16.08	2:13.99	2:13.28					
173	Michael POTTER										
	Lap	1	2	3	4	5	6	7	8	9	10
	1	2:16.36	2:08.71	2:08.05							
210	Adam PLANE										
	Lap	1	2	3	4	5	6	7	8	9	10
	1	2:42.74	2:40.16	2:38.64	2:36.80						
233	Tom SNOW										
	Lap	1	2	3	4	5	6	7	8	9	10
	1	2:09.62	2:03.46	2:02.61	2:02.20	2:01.12					
268	Mark FAIRWEATHER										
	Lap	1	2	3	4	5	6	7	8	9	10
	1	2:13.52	2:05.95	2:06.66	2:06.06	2:07.12					
287	Barry JONES										
	Lap	1	2	3	4	5	6	7	8	9	10
	1	2:13.56	2:10.35	2:10.03	2:10.13	2:07.26					
289	Peter KIRBY										
	Lap	1	2	3	4	5	6	7	8	9	10
	1	2:15.41	2:08.24	2:09.77	2:12.17						

295 Charles OLLIS

Lap	1	2	3	4	5	6	7	8	9	10
1	2:30.10	2:21.35	2:21.89	2:21.68	2:21.06					

Lap Chart

EVENTS 21 & 24 - RACE 18

Lap 1		Lap 2		Lap 3		Lap 4		Lap 5		Lap 6		Lap 7		Lap 8		Lap 9		Lap 10	
No	Time	No	Time	No	Time	No	Time	No	Time	No	Time	No	Time	No	Time	No	Time	No	Time
268	2:16.10	233	4:20.59	233	6:23.20	233	8:25.40	233	10:26.52										
287	2:16.27	268	4:22.05	268	6:28.71	268	8:34.77	268	10:41.89										
289	2:17.02	289	4:25.26	289	6:35.03	36	8:45.78	210	10:45.43 *1										
233	2:17.13	287	4:26.62	287	6:36.65	287	8:46.78	287	10:54.04										
173	2:21.55	173	4:30.26	36	6:38.06	289	8:47.20	36	10:55.46										
52	2:21.85	36	4:31.43	173	6:38.31	24	9:02.00	24	11:14.09										
36	2:22.05	52	4:36.07	24	6:49.16	52	9:08.50	170	11:24.57										
24	2:23.85	24	4:36.58	52	6:51.21	170	9:11.29	73	11:26.19										
170	2:25.49	170	4:41.22	170	6:57.30	73	9:12.76	52	11:28.41										
73	2:27.28	73	4:42.76	73	6:58.67	66	9:15.05	66	11:30.54										
66	2:30.61	66	4:46.49	66	7:01.30	295	9:37.16	295	11:58.22										
295	2:32.24	295	4:53.59	295	7:15.48	89	9:51.55	89	12:14.76										
89	2:37.57	89	5:02.17	89	7:27.17														
210	2:49.83	210	5:29.99	210	8:08.63														

BRITISH HISTORIC RACING

EVENTS 2, 3, 5, 14 & 23

RESULT - RACE 19

PI	No	Evt	Name	Machine	Laps	Time	Behind	MPH	Best Lap on	MPH
1	60	5	Richard HAWKINS	Ducati MKIII 349	5	9:34.99		68.24	1:53.20	5 69.33
2	100	3	Andy HUNT	Ducati Steelcraft 250	5	10:01.04	26.05	65.29	1:58.13	2 66.44
3	84	5	Peter CARROLL	Aermacchi Metisse 350	5	10:06.72	31.73	64.68	1:57.24	5 66.94
4	56	3	Matthew HEBB	Ducati MKIII 250	5	10:10.69	35.70	64.26	1:58.59	5 66.18
5	94	3	Geoff MILLS	Ducati Harrison 250	5	10:12.51	37.52	64.06	1:59.48	5 65.68
6	33	23	Mike POWELL	BSA Bantam 125	5	10:19.33	44.34	63.36	2:00.54	4 65.11
7	129	3	Charles DAVIES	Honda CB450	5	10:20.15	45.16	63.28	2:00.80	5 64.97
8	57	5	Jack SCRIVENER	Aermacchi Drixton 350	5	10:21.64	46.65	63.12	2:01.63	2 64.52
9	290	5	Paul MEADOWS	BSA B40 350	5	10:23.39	48.40	62.95	2:02.53	3 64.05
10	148	23	Reg SQUIRE	Honda RS 125	5	10:48.62	1:13.63	60.50	2:04.76	2 62.90
11	248	3	Andrew PIGGOTT	Ducati MKIII 250	5	11:03.69	1:28.70	59.12	2:10.68	4 60.06
12	259	3	Richard BOOL	Ducati MKI 250	5	11:24.69	1:49.70	57.31	2:14.18	4 58.49
13	295	MZ	Charles OLLIS	MZ Supa5 250	5	11:43.81	2:08.82	55.75	2:18.26	5 56.76

Not-Classified

24	3	Joao QUINTANEIRO	Royal Enfield Crusader	3	6:39.75	DNF	58.90	2:09.46	2 60.62
220	2	Peter GREIG	Lucas Rudge 250	3	8:17.44	DNF	47.33	2:41.16	2 48.70

Fastest Lap

60	5	Richard HAWKINS	Ducati MKIII 349					1:53.20	5 69.33
----	---	-----------------	------------------	--	--	--	--	---------	---------

Start Time : 10:48

Cadwell Park

30 Sep 18 11:01

Clerk of Course :

Time Issued :


Chief Timekeeper : Graham Marshall

THESE RESULTS ARE PROVISIONAL UNTIL THE CONCLUSION OF ANY JUDICIAL AND TECHNICAL MATTERS

HS Sports Timing and Results Systems - Results and Lap Times at www.hssports.co.uk



RACE GRID



EVENTS 2, 3, 5, 14 & 23

RACE 19

ROW 6	220 02:47.180 Peter GREIG 16	259 - Richard BOOL 17	 18
ROW 5	258 02:13.770 Darin MILLS 13	295 02:22.200 Charles OLLIS 14	231 02:31.320 Philip SMITH 15
ROW 4	148 02:09.070 Reg SQUIRE 10	248 02:09.620 Andrew PIGGOTT 11	24 02:13.120 Joao QUINTANEIRO 12
ROW 3	142 02:01.490 Steve HANDS 7	290 02:04.160 Paul MEADOWS 8	33 02:04.980 Mike POWELL 9
ROW 2	56 01:59.750 Matthew HEBB 4	129 02:00.640 Charles DAVIES 5	4 02:00.900 Ian HENSHAW 6
ROW 1	60 01:53.660 Richard HAWKINS 1	100 01:55.210 Andy HUNT 2	94 01:58.870 Geoff MILLS 3
POLE			

BRITISH HISTORIC RACING

RESULT - RACE 19 - EVENT 23

Pl	No	Evt	Name	Machine	Laps	Time	MPH	Best Lap on	MPH
1	33	23	Mike POWELL	BSA Bantam 125	5	10:19.33	63.36	2:00.54	4 65.11
2	148	23	Reg SQUIRE	Honda RS 125	5	10:48.62	60.50	2:04.76	2 62.90

Fastest Lap

33	23	Mike POWELL	BSA Bantam 125	2:00.54	4	65.11
----	----	-------------	----------------	---------	---	-------

Start Time : 10:48

Cadwell Park

30 Sep 18 11:01

Clerk of Course :

Time Issued :

Chief Timekeeper : Graham Marshall

THESE RESULTS ARE PROVISIONAL UNTIL THE CONCLUSION OF ANY JUDICIAL AND TECHNICAL MATTERS

HS Sports Timing and Results Systems - Results and Lap Times at www.hssports.co.uk

BRITISH HISTORIC RACING

RESULT - RACE 19 - EVENT 3

PI	No	Evt	Name	Machine	Laps	Time	MPH	Best Lap on	MPH
1	100	3	Andy HUNT	Ducati Steelcraft 250	5	10:01.04	65.29	1:58.13	2 66.44
2	56	3	Matthew HEBB	Ducati MKIII 250	5	10:10.69	64.26	1:58.59	5 66.18
3	94	3	Geoff MILLS	Ducati Harrison 250	5	10:12.51	64.06	1:59.48	5 65.68
4	129	3	Charles DAVIES	Honda CB450	5	10:20.15	63.28	2:00.80	5 64.97
5	248	3	Andrew PIGGOTT	Ducati MKIII 250	5	11:03.69	59.12	2:10.68	4 60.06
6	259	3	Richard BOOL	Ducati MKI 250	5	11:24.69	57.31	2:14.18	4 58.49

Not-Classified

24	3	Joao QUINTANEIRO	Royal Enfield Crusader	3	6:39.75	DNF	58.90	2:09.46	2 60.62
----	---	------------------	------------------------	---	---------	-----	-------	---------	---------

Fastest Lap

100	3	Andy HUNT	Ducati Steelcraft 250				1:58.13	2 66.44
-----	---	-----------	-----------------------	--	--	--	---------	---------

Start Time : 10:48

Cadwell Park

30 Sep 18 11:01

Clerk of Course :

Time Issued :

Chief Timekeeper : Graham Marshall

THESE RESULTS ARE PROVISIONAL UNTIL THE CONCLUSION OF ANY JUDICIAL AND TECHNICAL MATTERS

HS Sports Timing and Results Systems - Results and Lap Times at www.hssports.co.uk

BRITISH HISTORIC RACING

RESULT - RACE 19 - EVENT 5

Pl	No	Evt	Name	Machine	Laps	Time	MPH	Best Lap on	MPH
1	60	5	Richard HAWKINS	Ducati MKIII 349	5	9:34.99	68.24	1:53.20	5 69.33
2	84	5	Peter CARROLL	Aermacchi Metisse 350	5	10:06.72	64.68	1:57.24	5 66.94
3	57	5	Jack SCRIVENER	Aermacchi Drixton 350	5	10:21.64	63.12	2:01.63	2 64.52
4	290	5	Paul MEADOWS	BSA B40 350	5	10:23.39	62.95	2:02.53	3 64.05

Fastest Lap

60	5	Richard HAWKINS	Ducati MKIII 349	1:53.20	5	69.33
----	---	-----------------	------------------	---------	---	-------

Start Time : 10:48

Cadwell Park

30 Sep 18 11:01

Clerk of Course :

Time Issued :

Chief Timekeeper : Graham Marshall

THESE RESULTS ARE PROVISIONAL UNTIL THE CONCLUSION OF ANY JUDICIAL AND TECHNICAL MATTERS

HS Sports Timing and Results Systems - Results and Lap Times at www.hssports.co.uk



RESULT - RACE 19 - EVENT MZ

Pl	No	Evt	Name	Machine	Laps	Time	MPH	Best Lap on	MPH
1	295	MZ	Charles OLLIS	MZ Supa5 250	5	11:43.81	55.75	2:18.26	5 56.76

Fastest Lap

295 MZ Charles OLLIS MZ Supa5 250 2:18.26 5 56.76

Start Time : 10:48

Cadwell Park

30 Sep 18 11:01

Clerk of Course :

Time Issued :

Chief Timekeeper : Graham Marshall

THESE RESULTS ARE PROVISIONAL UNTIL THE CONCLUSION OF ANY JUDICIAL AND TECHNICAL MATTERS

HS Sports Timing and Results Systems - Results and Lap Times at www.hssports.co.uk

EVENTS 2, 3, 5, 14 & 23

LAP TIMES - RACE 19

24	Joao QUINTANEIRO										
	Lap	1	2	3	4	5	6	7	8	9	10
	1	2:12.77	2:09.46	2:13.18							
33	Mike POWELL										
	Lap	1	2	3	4	5	6	7	8	9	10
	1	2:08.18	2:00.63	2:03.20	2:00.54	2:01.92					
56	Matthew HEBB										
	Lap	1	2	3	4	5	6	7	8	9	10
	1	2:05.56	2:04.07	1:59.24	2:00.60	1:58.59					
57	Jack SCRIVENER										
	Lap	1	2	3	4	5	6	7	8	9	10
	1	2:04.49	2:01.63	2:04.43	2:02.75	2:03.39					
60	Richard HAWKINS										
	Lap	1	2	3	4	5	6	7	8	9	10
	1	1:58.66	1:53.97	1:53.70	1:53.85	1:53.20					
84	Peter CARROLL										
	Lap	1	2	3	4	5	6	7	8	9	10
	1	2:05.33	2:01.12	1:58.52	1:58.48	1:57.24					
94	Geoff MILLS										
	Lap	1	2	3	4	5	6	7	8	9	10
	1	2:08.26	2:01.95	2:00.31	2:00.04	1:59.48					
100	Andy HUNT										
	Lap	1	2	3	4	5	6	7	8	9	10
	1	2:02.48	1:58.13	1:58.80	2:00.57	1:59.07					
129	Charles DAVIES										
	Lap	1	2	3	4	5	6	7	8	9	10
	1	2:09.11	2:02.43	2:02.33	2:02.70	2:00.80					
148	Reg SQUIRE										
	Lap	1	2	3	4	5	6	7	8	9	10
	1	2:12.66	2:04.76	2:07.83	2:08.94	2:09.83					
220	Peter GREIG										
	Lap	1	2	3	4	5	6	7	8	9	10
	1	2:46.13	2:41.16	2:43.46							
248	Andrew PIGGOTT										
	Lap	1	2	3	4	5	6	7	8	9	10
	1	2:12.51	2:12.40	2:11.24	2:10.68	2:12.72					
259	Richard BOOL										
	Lap	1	2	3	4	5	6	7	8	9	10
	1	2:17.70	2:15.31	2:15.33	2:14.18	2:16.81					

290 Paul MEADOWS

Lap	1	2	3	4	5	6	7	8	9	10
1	2:08.32	2:02.64	2:02.53	2:02.83	2:03.42					

295 Charles OLLIS

Lap	1	2	3	4	5	6	7	8	9	10
1	2:23.01	2:19.40	2:19.26	2:18.86	2:18.26					

Lap Chart

EVENTS 2, 3, 5, 14 & 23 - RACE 19

Lap 1		Lap 2		Lap 3		Lap 4		Lap 5		Lap 6		Lap 7		Lap 8		Lap 9		Lap 10	
No	Time	No	Time	No	Time	No	Time	No	Time	No	Time	No	Time	No	Time	No	Time	No	Time
60	2:00.27	60	3:54.24	60	5:47.94	60	7:41.79	60	9:34.99										
100	2:04.47	100	4:02.60	100	6:01.40	100	8:01.97	100	10:01.04										
56	2:08.19	57	4:11.07	84	6:11.00	84	8:09.48	84	10:06.72										
57	2:09.44	56	4:12.26	56	6:11.50	56	8:12.10	56	10:10.69										
94	2:10.73	84	4:12.48	94	6:12.99	94	8:13.03	94	10:12.51										
84	2:11.36	94	4:12.68	57	6:15.50	33	8:17.41	33	10:19.33										
129	2:11.89	33	4:13.67	129	6:16.65	220	8:17.44 *1	129	10:20.15										
290	2:11.97	129	4:14.32	33	6:16.87	57	8:18.25	57	10:21.64										
33	2:13.04	290	4:14.61	290	6:17.14	129	8:19.35	290	10:23.39										
248	2:16.65	148	4:22.02	148	6:29.85	290	8:19.97	148	10:48.62										
24	2:17.11	24	4:26.57	24	6:39.75	148	8:38.79	248	11:03.69										
148	2:17.26	248	4:29.05	248	6:40.29	248	8:50.97	259	11:24.69										
259	2:23.06	259	4:38.37	259	6:53.70	259	9:07.88	295	11:43.81										
295	2:28.03	295	4:47.43	295	7:06.69	295	9:25.55												
220	2:52.82	220	5:33.98																



ACU BRITISH SCOOTER STOCK CHAMPIONSHIP

RESULT - RACE 20

Pl	No	Evt	Name	Machine	Laps	Time	Behind	MPH	Best Lap on	MPH
1	86	G4	Jason METIVIER	Lambretts GP200	5	10:14.34		63.87	2:00.90	4 64.91
2	16	G4	Chris GEYTON	Lambretta GP 210	5	10:14.44	0.10	63.86	2:00.52	4 65.12
3	3	SP	Lee BAMBER	Lambretta GP 200	5	10:15.36	1.02	63.77	2:00.72	4 65.01
4	2	SP	Justin PRICE	Lambretta GP 200	5	10:32.49	18.15	62.04	2:04.09	5 63.24
5	47	SP	Graham TATTON	Lambretta SX 200	5	10:32.56	18.22	62.03	2:03.73	3 63.43
6	63	G4	David BRISTOW	Lambretta Hornet GP	5	10:33.33	18.99	61.96	2:04.96	2 62.80
7	69	SP	Michael BONETT	Lambretta SX 200	5	10:43.70	29.36	60.96	2:05.39	2 62.59
8	18	G4	Dan LEWIS	Lambretta GP 200	5	10:53.33	38.99	60.06	2:06.76	4 61.91
9	6	SP	Stewart MCKENZIE	Vespa PX 210	5	10:54.27	39.93	59.98	2:08.16	4 61.24
10	28	AP	Stephen WRIGHT	Gilera Runner PSN 180	5	10:54.29	39.95	59.97	2:07.89	4 61.37
11	4	AP	Stephen GRAVES	Scomadi Retrotech 200	5	10:54.88	40.54	59.92	2:07.20	4 61.70
12	41	SP	Stuart DAY	Lambretta GP 200	5	10:56.75	42.41	59.75	2:08.55	5 61.05
13	46	SP	David DELANEY	Vespa 90ss 132	5	10:58.70	44.36	59.57	2:08.99	4 60.84
14	64	SP	Pat WICKHAM	Lambretta GP 200	5	11:12.95	58.61	58.31	2:12.33	4 59.31
15	135	G4	Peter MOLKINTHIN	Lambretta GP 200	5	11:18.31	1:03.97	57.85	2:12.49	4 59.23
16	74	SP	Bob WEST	Lambretta SRP 200	5	11:19.61	1:05.27	57.74	2:12.39	5 59.28
17	78	SP	Barry BRAITHEWAITE	Lambretta GP200	5	11:19.99	1:05.65	57.71	2:12.05	5 59.43
18	98	SP	Zack TINGLE	Scomadi TL200	5	11:20.75	1:06.41	57.64	2:12.64	5 59.17
19	11	SP	Keith TERRY	Lambretta JB 200	5	11:22.09	1:07.75	57.53	2:14.10	3 58.52
20	116	AP	Shaun FAIRHEAD	Scomadi TL200	5	11:22.58	1:08.24	57.49	2:13.83	5 58.64
21	92	G4	Tim SIMPSON	Lambretta GP 200	5	11:24.12	1:09.78	57.36	2:13.73	5 58.69
22	36	AP	Nikita McNALLY	Piaggio Zip 90	5	11:33.19	1:18.85	56.61	2:15.48	2 57.93
23	52	AP	John WOODS	Scomadi TL200	5	11:33.83	1:19.49	56.56	2:14.82	5 58.21
24	40	AP	Lee GILES	Scomadi 200	5	11:34.17	1:19.83	56.53	2:14.58	5 58.31
25	109	4G	Paul FITZGERALD	Lambretta GP 200	5	11:38.01	1:23.67	56.22	2:15.18	2 58.06
26	131	G4	Drew DUNCAN	Lambretta Jet 200	5	11:39.73	1:25.39	56.08	2:14.13	5 58.51
27	68	G4	Shaun NICKELLS	JPS Lambretta 198	5	11:47.05	1:32.71	55.50	2:18.72	4 56.57
28	29	SP	Robert FIELDER	Vespa PX 166	5	12:15.56	2:01.22	53.35	2:23.01	4 54.88
29	83	SP	Jeremy CREW	Lambretta GP 150	5	12:17.30	2:02.96	53.22	2:24.62	5 54.27
30	42	SP	Ceri HODGETTS	Lambretta	4	10:31.77	1 Lap	49.69	2:34.61	4 50.76

Not-Classified

44	G4	Mark CLIPSTONE	Lambretta GP 205	3	7:22.85	DNF	53.16	2:23.32	2 54.76
12	SP	Jeremy STEEL	Lambretta GP 200	2	4:38.74	DNF	56.31	2:14.40	2 58.39

Fastest Lap

16	G4	Chris GEYTON	Lambretta GP 210					2:00.52	4 65.12
----	----	--------------	------------------	--	--	--	--	---------	---------

Start Time : 11:07

Cadwell Park

30 Sep 18 11:20

Clerk of Course :

Time Issued :

Chief Timekeeper : Graham Marshall

THESE RESULTS ARE PROVISIONAL UNTIL THE CONCLUSION OF ANY JUDICIAL AND TECHNICAL MATTERS

HS Sports Timing and Results Systems - Results and Lap Times at www.hssports.co.uk

RACE GRID

ACU BRITISH SCOOTER STOCK CHAMPIONSHIP

RACES 10, 20 & 30

ROW 11	29 02:23.180 Robert FIELDER 31	42 02:54.960 Ceri HODGETTS 32	36 - Nikita McNALLY 33
ROW 10	109 02:18.120 Paul FITZGERALD 28	40 02:20.030 Lee GILES 29	44 02:20.340 Mark CLIPSTONE 30
ROW 9	92 02:16.480 Tim SIMPSON 25	83 02:16.560 Jeremy CREW 26	131 02:17.990 Drew DUNCAN 27
ROW 8	68 02:14.470 Shaun NICKELLS 22	116 02:14.870 Shaun FAIRHEAD 23	52 02:14.960 John WOODS 24
ROW 7	98 02:11.740 Zack TINGLE 19	78 02:11.810 Barry BRAITHEWAITE 20	11 02:12.850 Keith TERRY 21
ROW 6	64 02:11.650 Pat WICKHAM 16	135 02:11.680 Peter MOLKINTHIN 17	12 02:11.740 Jeremy STEEL 18
ROW 5	6 02:09.850 Stewart MCKENZIE 13	41 02:11.060 Stuart DAY 14	74 02:11.480 Bob WEST 15
ROW 4	30 02:06.190 Christopher COOK 10	18 02:07.880 Dan LEWIS 11	46 02:07.890 David DELANEY 12
ROW 3	47 02:03.670 Graham TATTON 7	28 02:04.770 Stephen WRIGHT 8	4 02:05.280 Stephen GRAVES 9
ROW 2	16 02:02.830 Chris GEYTON 4	63 02:02.900 David BRISTOW 5	69 02:03.020 Michael BONETT 6
ROW 1	2 02:01.900 Justin PRICE 1	3 02:02.070 Lee BAMBER 2	86 02:02.510 Jason METIVIER 3

POLE



ACU BRITISH SCOOTER STOCK CHAMPIONSHIP

RESULT - RACE 20 - EVENT AP

PI	No	Evt	Name	Machine	Laps	Time	MPH	Best Lap on	MPH
1	28	AP	Stephen WRIGHT	Gilera Runner PSN 180	5	10:54.29	59.97	2:07.89	4 61.37
2	4	AP	Stephen GRAVES	Scomadi Retrotech 200	5	10:54.88	59.92	2:07.20	4 61.70
3	116	AP	Shaun FAIRHEAD	Scomadi TL200	5	11:22.58	57.49	2:13.83	5 58.64
4	36	AP	Nikita McNALLY	Piaggio Zip 90	5	11:33.19	56.61	2:15.48	2 57.93
5	52	AP	John WOODS	Scomadi TL200	5	11:33.83	56.56	2:14.82	5 58.21
6	40	AP	Lee GILES	Scomadi 200	5	11:34.17	56.53	2:14.58	5 58.31

Fastest Lap

4 AP Stephen GRAVES Scomadi Retrotech 200 2:07.20 4 61.70

Start Time : 11:07

Cadwell Park

30 Sep 18 11:22

Clerk of Course :

Time Issued :

Chief Timekeeper : Graham Marshall

THESE RESULTS ARE PROVISIONAL UNTIL THE CONCLUSION OF ANY JUDICIAL AND TECHNICAL MATTERS

HS Sports Timing and Results Systems - Results and Lap Times at www.hssports.co.uk



ACU BRITISH SCOOTER STOCK CHAMPIONSHIP

RESULT - RACE 20 - EVENT G4

PI	No	Evt	Name	Machine	Laps	Time	MPH	Best Lap on	MPH
1	86	G4	Jason METIVIER	Lambretts GP200	5	10:14.34	63.87	2:00.90	4 64.91
2	16	G4	Chris GEYTON	Lambretta GP 210	5	10:14.44	63.86	2:00.52	4 65.12
3	63	G4	David BRISTOW	Lambretta Hornet GP	5	10:33.33	61.96	2:04.96	2 62.80
4	18	G4	Dan LEWIS	Lambretta GP 200	5	10:53.33	60.06	2:06.76	4 61.91
5	135	G4	Peter MOLKINTHIN	Lambretta GP 200	5	11:18.31	57.85	2:12.49	4 59.23
6	92	G4	Tim SIMPSON	Lambretta GP 200	5	11:24.12	57.36	2:13.73	5 58.69
7	109	G4	Paul FITZGERALD	Lambretta GP 200	5	11:38.01	56.22	2:15.18	2 58.06
8	131	G4	Drew DUNCAN	Lambretta Jet 200	5	11:39.73	56.08	2:14.13	5 58.51
9	68	G4	Shaun NICKELLS	JPS Lambretta 198	5	11:47.05	55.50	2:18.72	4 56.57

Not-Classified

44	G4	Mark CLIPSTONE	Lambretta GP 205	3	7:22.85	DNF	53.16	2:23.32	2 54.76
----	----	----------------	------------------	---	---------	-----	-------	---------	---------

Fastest Lap

16	G4	Chris GEYTON	Lambretta GP 210				2:00.52	4 65.12
----	----	--------------	------------------	--	--	--	---------	---------

Start Time : 11:07

Cadwell Park

30 Sep 18 11:22

Clerk of Course :

Time Issued :

Chief Timekeeper : Graham Marshall

THESE RESULTS ARE PROVISIONAL UNTIL THE CONCLUSION OF ANY JUDICIAL AND TECHNICAL MATTERS

HS Sports Timing and Results Systems - Results and Lap Times at www.hssports.co.uk



ACU BRITISH SCOOTER STOCK CHAMPIONSHIP

RESULT - RACE 20 - EVENT SP

PI	No	Evt	Name	Machine	Laps	Time	MPH	Best Lap on	MPH
1	3	SP	Lee BAMBER	Lambretta GP 200	5	10:15.36	63.77	2:00.72	4 65.01
2	2	SP	Justin PRICE	Lambretta GP 200	5	10:32.49	62.04	2:04.09	5 63.24
3	47	SP	Graham TATTON	Lambretta SX 200	5	10:32.56	62.03	2:03.73	3 63.43
4	69	SP	Michael BONETT	Lambretta SX 200	5	10:43.70	60.96	2:05.39	2 62.59
5	6	SP	Stewart MCKENZIE	Vespa PX 210	5	10:54.27	59.98	2:08.16	4 61.24
6	41	SP	Stuart DAY	Lambretta GP 200	5	10:56.75	59.75	2:08.55	5 61.05
7	46	SP	David DELANEY	Vespa 90ss 132	5	10:58.70	59.57	2:08.99	4 60.84
8	64	SP	Pat WICKHAM	Lambretta GP 200	5	11:12.95	58.31	2:12.33	4 59.31
9	74	SP	Bob WEST	Lambretta SRP 200	5	11:19.61	57.74	2:12.39	5 59.28
10	78	SP	Barry BRAITHEWAITE	Lambretta GP200	5	11:19.99	57.71	2:12.05	5 59.43
11	98	SP	Zack TINGLE	Scomadi TL200	5	11:20.75	57.64	2:12.64	5 59.17
12	11	SP	Keith TERRY	Lambretta JB 200	5	11:22.09	57.53	2:14.10	3 58.52
13	29	SP	Robert FIELDER	Vespa PX 166	5	12:15.56	53.35	2:23.01	4 54.88
14	83	SP	Jeremy CREW	Lambretta GP 150	5	12:17.30	53.22	2:24.62	5 54.27
15	42	SP	Ceri HODGETTS	Lambretta	4	10:31.77	49.69	2:34.61	4 50.76

Not-Classified

12	SP	Jeremy STEEL	Lambretta GP 200	2	4:38.74	DNF	56.31	2:14.40	2 58.39
----	----	--------------	------------------	---	---------	-----	-------	---------	---------

Fastest Lap

3	SP	Lee BAMBER	Lambretta GP 200				2:00.72	4 65.01
---	----	------------	------------------	--	--	--	---------	---------

Start Time : 11:07

Cadwell Park

30 Sep 18 11:22

Clerk of Course :

Time Issued :

Chief Timekeeper : Graham Marshall

THESE RESULTS ARE PROVISIONAL UNTIL THE CONCLUSION OF ANY JUDICIAL AND TECHNICAL MATTERS

HS Sports Timing and Results Systems - Results and Lap Times at www.hssports.co.uk

ACU BRITISH SCOOTER STOCK CHAMPIONSHIP

LAP TIMES - RACE 20

2	Justin PRICE										
Lap	1	2	3	4	5	6	7	8	9	10	
1	2:09.61	2:06.75	2:04.70	2:05.76	2:04.09						
3	Lee BAMBER										
Lap	1	2	3	4	5	6	7	8	9	10	
1	2:06.95	2:03.06	2:01.39	2:00.72	2:01.23						
4	Stephen GRAVES										
Lap	1	2	3	4	5	6	7	8	9	10	
1	2:14.70	2:11.13	2:10.03	2:07.20	2:08.29						
6	Stewart MCKENZIE										
Lap	1	2	3	4	5	6	7	8	9	10	
1	2:13.03	2:11.89	2:08.80	2:08.16	2:08.22						
11	Keith TERRY										
Lap	1	2	3	4	5	6	7	8	9	10	
1	2:18.42	2:14.87	2:14.10	2:15.02	2:14.36						
12	Jeremy STEEL										
Lap	1	2	3	4	5	6	7	8	9	10	
1	2:19.39	2:14.40									
16	Chris GEYTON										
Lap	1	2	3	4	5	6	7	8	9	10	
1	2:05.46	2:02.17	2:02.05	2:00.52	2:01.31						
18	Dan LEWIS										
Lap	1	2	3	4	5	6	7	8	9	10	
1	2:12.28	2:12.01	2:09.93	2:06.76	2:08.42						
28	Stephen WRIGHT										
Lap	1	2	3	4	5	6	7	8	9	10	
1	2:14.75	2:10.32	2:09.71	2:07.89	2:08.30						
29	Robert FIELDER										
Lap	1	2	3	4	5	6	7	8	9	10	
1	2:29.83	2:24.55	2:25.48	2:23.01	2:24.69						
36	Nikita McNALLY										
Lap	1	2	3	4	5	6	7	8	9	10	
1	2:22.04	2:15.48	2:15.82	2:16.58	2:15.50						
40	Lee GILES										
Lap	1	2	3	4	5	6	7	8	9	10	
1	2:21.06	2:18.40	2:18.47	2:15.06	2:14.58						
41	Stuart DAY										
Lap	1	2	3	4	5	6	7	8	9	10	
1	2:13.81	2:11.12	2:09.66	2:08.98	2:08.55						

42	Ceri HODGETTS										
	Lap	1	2	3	4	5	6	7	8	9	10
	1	2:37.70	2:37.46	2:34.97	2:34.61						
44	Mark CLIPSTONE										
	Lap	1	2	3	4	5	6	7	8	9	10
	1	2:28.45	2:23.32	2:23.57							
46	David DELANEY										
	Lap	1	2	3	4	5	6	7	8	9	10
	1	2:16.33	2:09.32	2:09.78	2:08.99	2:09.89					
47	Graham TATTON										
	Lap	1	2	3	4	5	6	7	8	9	10
	1	2:12.65	2:04.60	2:03.73	2:04.32	2:04.09					
52	John WOODS										
	Lap	1	2	3	4	5	6	7	8	9	10
	1	2:24.35	2:17.37	2:16.40	2:14.97	2:14.82					
63	David BRISTOW										
	Lap	1	2	3	4	5	6	7	8	9	10
	1	2:08.43	2:04.96	2:05.81	2:05.14	2:05.87					
64	Pat WICKHAM										
	Lap	1	2	3	4	5	6	7	8	9	10
	1	2:16.09	2:13.63	2:13.39	2:12.33	2:13.05					
68	Shaun NICKELLS										
	Lap	1	2	3	4	5	6	7	8	9	10
	1	2:22.81	2:20.78	2:19.86	2:18.72	2:19.20					
69	Michael BONETT										
	Lap	1	2	3	4	5	6	7	8	9	10
	1	2:14.20	2:05.39	2:05.92	2:06.49	2:08.70					
74	Bob WEST										
	Lap	1	2	3	4	5	6	7	8	9	10
	1	2:21.91	2:13.44	2:13.10	2:13.92	2:12.39					
78	Barry BRAITHEWAITE										
	Lap	1	2	3	4	5	6	7	8	9	10
	1	2:19.77	2:14.86	2:14.15	2:14.15	2:12.05					
83	Jeremy CREW										
	Lap	1	2	3	4	5	6	7	8	9	10
	1	2:29.00	2:24.85	2:25.38	2:25.29	2:24.62					
86	Jason METIVIER										
	Lap	1	2	3	4	5	6	7	8	9	10
	1	2:05.82	2:03.06	2:01.26	2:00.90	2:01.03					
92	Tim SIMPSON										
	Lap	1	2	3	4	5	6	7	8	9	10
	1	2:19.58	2:15.62	2:15.17	2:14.04	2:13.73					

98	Zack TINGLE										
	Lap	1	2	3	4	5	6	7	8	9	10
	1	2:20.91	2:15.40	2:13.05	2:13.53	2:12.64					

109	Paul FITZGERALD										
	Lap	1	2	3	4	5	6	7	8	9	10
	1	2:23.28	2:15.18	2:16.82	2:15.61	2:19.36					

116	Shaun FAIRHEAD										
	Lap	1	2	3	4	5	6	7	8	9	10
	1	2:19.57	2:13.96	2:15.18	2:14.23	2:13.83					

131	Drew DUNCAN										
	Lap	1	2	3	4	5	6	7	8	9	10
	1	2:23.81	2:21.31	2:17.74	2:16.33	2:14.13					

135	Peter MOLKINTHIN										
	Lap	1	2	3	4	5	6	7	8	9	10
	1	2:18.90	2:13.97	2:15.08	2:12.49	2:12.97					

Lap Chart

ACU BRITISH SCOOTER STOCK CHAMPIONSHIP - RACE 20

Lap 1		Lap 2		Lap 3		Lap 4		Lap 5		Lap 6		Lap 7		Lap 8		Lap 9		Lap 10	
No	Time	No	Time	No	Time	No	Time	No	Time	No	Time	No	Time	No	Time	No	Time	No	Time
86	2:08.09	16	4:10.56	86	6:12.41	16	8:13.13	86	10:14.34										
16	2:08.39	86	4:11.15	16	6:12.61	86	8:13.31	16	10:14.44										
3	2:08.96	3	4:12.02	3	6:13.41	3	8:14.13	3	10:15.36										
2	2:11.19	63	4:16.51	63	6:22.32	63	8:27.46	42	10:31.77 *1										
63	2:11.55	2	4:17.94	2	6:22.64	2	8:28.40	2	10:32.49										
47	2:15.82	47	4:20.42	47	6:24.15	47	8:28.47	47	10:32.56										
18	2:16.21	69	4:22.59	69	6:28.51	69	8:35.00	63	10:33.33										
6	2:17.20	18	4:28.22	6	6:37.89	18	8:44.91	69	10:43.70										
69	2:17.20	28	4:28.39	28	6:38.10	28	8:45.99	18	10:53.33										
28	2:18.07	6	4:29.09	18	6:38.15	6	8:46.05	6	10:54.27										
4	2:18.23	4	4:29.36	41	6:39.22	4	8:46.59	28	10:54.29										
41	2:18.44	41	4:29.56	4	6:39.39	41	8:48.20	4	10:54.88										
64	2:20.55	46	4:30.04	46	6:39.82	46	8:48.81	41	10:56.75										
46	2:20.72	64	4:34.18	64	6:47.57	64	8:59.90	46	10:58.70										
11	2:23.74	135	4:37.77	11	6:52.71	135	9:05.34	64	11:12.95										
135	2:23.80	11	4:38.61	135	6:52.85	74	9:07.22	135	11:18.31										
12	2:24.34	12	4:38.74	74	6:53.30	11	9:07.73	74	11:19.61										
78	2:24.78	116	4:39.34	78	6:53.79	78	9:07.94	78	11:19.99										
116	2:25.38	78	4:39.64	116	6:54.52	98	9:08.11	98	11:20.75										
92	2:25.56	74	4:40.20	98	6:54.58	116	9:08.75	11	11:22.09										
98	2:26.13	92	4:41.18	92	6:56.35	92	9:10.39	116	11:22.58										
74	2:26.76	98	4:41.53	36	7:01.11	36	9:17.69	92	11:24.12										
40	2:27.66	36	4:45.29	109	7:03.04	109	9:18.65	36	11:33.19										
68	2:28.49	40	4:46.06	52	7:04.04	52	9:19.01	52	11:33.83										
36	2:29.81	109	4:46.22	40	7:04.53	40	9:19.59	40	11:34.17										
131	2:30.22	52	4:47.64	68	7:09.13	131	9:25.60	109	11:38.01										
52	2:30.27	68	4:49.27	131	7:09.27	68	9:27.85	131	11:39.73										
109	2:31.04	131	4:51.53	44	7:22.85	29	9:50.87	68	11:47.05										
44	2:35.96	44	4:59.28	83	7:27.39	83	9:52.68	29	12:15.56										
83	2:37.16	83	5:02.01	29	7:27.86			83	12:17.30										
29	2:37.83	29	5:02.38	42	7:57.16														
42	2:44.73	42	5:22.19																

BRITISH HISTORIC RACING

EVENTS 1, 6 & 14

RESULT - RACE 21

PI	No	Evt	Name	Machine	Laps	Time	Behind	MPH	Best Lap on	MPH
1	77	6	Mike SMITH	Rob North BSA Rocket 3	5	9:22.42		69.77	1:48.77	3 72.15
2	34	14	James MORALEE	Honda K4 350	5	9:26.70	4.28	69.24	1:50.16	5 71.24
3	84	14	Peter CARROLL	Honda CB500F	5	9:35.03	12.61	68.24	1:51.62	3 70.31
4	262	14	Daniel PRITCHARD	Suzuki T500	5	9:41.60	19.18	67.47	1:54.44	5 68.58
5	391	14	Mark ROXBROUGH ©	Honda CB350 K4	5	9:43.05	20.63	67.30	1:53.94	2 68.88
6	59	6	David HEBB	Norton Manx 400	5	9:52.57	30.15	66.22	1:55.97	2 67.67
7	142	6	Steve HANDS	BSA Manx Goldstar 500	5	9:52.96	30.54	66.18	1:55.70	2 67.83
8	129	14	Charles DAVIES	Ducati Monza 250	5	9:53.82	31.40	66.08	1:55.48	5 67.96
9	108	14	Andrew WIDDOWSON	Honda GP45	5	9:59.46	37.04	65.46	1:57.98	2 66.52
10	24	14	Joao QUINTANEIRO	Yamaha SR500	5	10:24.65	1:02.23	62.82	2:02.93	4 63.84
11	87	14	Shaun MULLIGAN	Yamaha SR500	5	10:45.17	1:22.75	60.82	2:04.99	3 62.79
12	110	6	Tony RAYNOR	Matchless G50	5	11:04.02	1:41.60	59.09	2:10.47	3 60.15
13	115	1	Roger MOSS	Scott Flying Squirrel	5	11:19.09	1:56.67	57.78	2:13.08	3 58.97
14	68	1	Keith RILEY	Velocette KSS 348	5	11:34.91	2:12.49	56.47	2:16.21	2 57.62
15	44	1	Michael HARRISON	New Imperial Grand Prix	4	9:26.79	1 Lap	55.39	2:17.51	4 57.07
16	190	1	Tony GREEN	Velocette Mac 350	4	9:50.05	1 Lap	53.20	2:24.93	4 54.15
17	49	1	Simon LEWIS	Triumph Twin 500	4	10:12.35	1 Lap	51.26	2:27.90	2 53.06
18	48	1	Alan LEWIS	Norton CSI 490	4	10:35.26	1 Lap	49.42	2:33.73	4 51.05
19	178	1	Chris WICKETT	Velocette KSS 349	4	11:00.78	1 Lap	47.51	2:40.07	2 49.03
Not-Classified										
	38	14	Oliver BINGHAM	Yamaha SR500	4	7:34.81	DNF	69.02	1:50.24	3 71.19
	161	14	Tyler SCOTHERN	Yamaha RD400	4	8:20.83	DNF	62.68	1:58.83	4 66.04
	143	14	Stefan DILLEY	Honda CB450	4	8:51.54	DNF	59.06	2:09.47	2 60.62
	100	1	Andy HUNT	Cotton Jap 500	3	6:37.35	DNF	59.25	2:09.68	3 60.52
	174	14	Jamie O'BRIEN	Yamaha YRS 410	2	3:56.00	DNF	66.51	1:55.74	2 67.81
	229	14	Robert BEVAN	Honda XL 500	1	2:06.82	DNF	61.88		0 0.00
	286	6	James FIXTER	Triumph Trident 750	1	2:12.34	DNF	59.30		0 0.00

Fastest Lap

77	6	Mike SMITH	Rob North BSA Rocket 3		1:48.77	3 72.15
----	---	------------	------------------------	--	---------	---------

Start Time : 11:26

Cadwell Park

30 Sep 18 11:39

Clerk of Course :

Time Issued :

Chief Timekeeper : Graham Marshall

THESE RESULTS ARE PROVISIONAL UNTIL THE CONCLUSION OF ANY JUDICIAL AND TECHNICAL MATTERS


HS Sports Timing and Results Systems - Results and Lap Times at www.hssports.co.uk

RACE GRID

EVENTS 1, 6 & 14

RACE 21

ROW 7	49 02:35.920 Simon LEWIS 19	48 02:36.580 Alan LEWIS 20	207 Tony PERKINS 21
ROW 6	110 02:05.240 Tony RAYNOR 16	100 02:12.140 Andy HUNT 17	190 02:25.890 Tony GREEN 18
ROW 5	286 01:59.240 James FIXTER 13	87 02:04.430 Shaun MULLIGAN 14	24 02:04.670 Joao QUINTANEIRO 15
ROW 4	262 01:55.240 Daniel PRITCHARD 10	229 01:58.060 Robert BEVAN 11	142 01:58.180 Steve HANDS 12
ROW 3	59 01:54.690 David HEBB 7	108 01:55.040 Andrew WIDDOWSON 8	391 01:55.060 Mark ROXBROUGH © 9
ROW 2	34 01:52.300 James MORALEE 4	84 01:53.660 Peter CARROLL 5	272 01:54.420 David MARTIN 6
ROW 1	77 01:49.430 Mike SMITH 1	38 01:51.380 Oliver BINGHAM 2	174 01:51.780 Jamie O'BRIEN 3
	POLE		



BRITISH HISTORIC RACING

RESULT - RACE 21 - EVENT 1

Pl	No	Evt	Name	Machine	Laps	Time	MPH	Best Lap on	MPH
1	115	1	Roger MOSS	Scott Flying Squirrel	5	11:19.09	57.78	2:13.08	3 58.97
2	68	1	Keith RILEY	Velocette KSS 348	5	11:34.91	56.47	2:16.21	2 57.62
3	44	1	Michael HARRISON	New Imperial Grand Prix	4	9:26.79	55.39	2:17.51	4 57.07
4	190	1	Tony GREEN	Velocette Mac 350	4	9:50.05	53.20	2:24.93	4 54.15
5	49	1	Simon LEWIS	Triumph Twin 500	4	10:12.35	51.26	2:27.90	2 53.06
6	48	1	Alan LEWIS	Norton CSI 490	4	10:35.26	49.42	2:33.73	4 51.05
7	178	1	Chris WICKETT	Velocette KSS 349	4	11:00.78	47.51	2:40.07	2 49.03

Not-Classified

100	1	Andy HUNT	Cotton Jap 500	3	6:37.35	DNF	59.25	2:09.68	3 60.52
-----	---	-----------	----------------	---	---------	-----	-------	---------	---------

Fastest Lap

100	1	Andy HUNT	Cotton Jap 500				2:09.68	3 60.52
-----	---	-----------	----------------	--	--	--	---------	---------

Start Time : 11:26

Cadwell Park

30 Sep 18 11:39

Clerk of Course :

Time Issued :

Chief Timekeeper : Graham Marshall

THESE RESULTS ARE PROVISIONAL UNTIL THE CONCLUSION OF ANY JUDICIAL AND TECHNICAL MATTERS

HS Sports Timing and Results Systems - Results and Lap Times at www.hssports.co.uk



RESULT - RACE 21 - EVENT 14

PI	No	Evt	Name	Machine	Laps	Time	MPH	Best Lap on	MPH
1	34	14	James MORALEE	Honda K4 350	5	9:26.70	69.24	1:50.16	5 71.24
2	84	14	Peter CARROLL	Honda CB500F	5	9:35.03	68.24	1:51.62	3 70.31
3	262	14	Daniel PRITCHARD	Suzuki T500	5	9:41.60	67.47	1:54.44	5 68.58
4	391	14	Mark ROXBROUGH ©	Honda CB350 K4	5	9:43.05	67.30	1:53.94	2 68.88
5	129	14	Charles DAVIES	Ducati Monza 250	5	9:53.82	66.08	1:55.48	5 67.96
6	108	14	Andrew WIDDOWSON	Honda GP45	5	9:59.46	65.46	1:57.98	2 66.52
7	24	14	Joao QUINTANEIRO	Yamaha SR500	5	10:24.65	62.82	2:02.93	4 63.84
8	87	14	Shaun MULLIGAN	Yamaha SR500	5	10:45.17	60.82	2:04.99	3 62.79

Not-Classified

38	14	Oliver BINGHAM	Yamaha SR500	4	7:34.81	DNF	69.02	1:50.24	3 71.19
161	14	Tyler SCOTHERN	Yamaha RD400	4	8:20.83	DNF	62.68	1:58.83	4 66.04
143	14	Stefan DILLEY	Honda CB450	4	8:51.54	DNF	59.06	2:09.47	2 60.62
174	14	Jamie O'BRIEN	Yamaha YRS 410	2	3:56.00	DNF	66.51	1:55.74	2 67.81
229	14	Robert BEVAN	Honda XL 500	1	2:06.82	DNF	61.88		0 0.00

Fastest Lap

34	14	James MORALEE	Honda K4 350				1:50.16	5	71.24
----	----	---------------	--------------	--	--	--	---------	---	-------

Start Time : 11:26

Cadwell Park

30 Sep 18 11:39

Clerk of Course :

Time Issued :

Chief Timekeeper : Graham Marshall

THESE RESULTS ARE PROVISIONAL UNTIL THE CONCLUSION OF ANY JUDICIAL AND TECHNICAL MATTERS

HS Sports Timing and Results Systems - Results and Lap Times at www.hssports.co.uk

BRITISH HISTORIC RACING

RESULT - RACE 21 - EVENT 6

PI	No	Evt	Name	Machine	Laps	Time	MPH	Best Lap on	MPH
1	77	6	Mike SMITH	Rob North BSA Rocket 3	5	9:22.42	69.77	1:48.77	3 72.15
2	59	6	David HEBB	Norton Manx 400	5	9:52.57	66.22	1:55.97	2 67.67
3	142	6	Steve HANDS	BSA Manx Goldstar 500	5	9:52.96	66.18	1:55.70	2 67.83
4	110	6	Tony RAYNOR	Matchless G50	5	11:04.02	59.09	2:10.47	3 60.15

Not-Classified

286	6	James FIXTER	Triumph Trident 750	1	2:12.34	DNF	59.30	0	0.00
-----	---	--------------	---------------------	---	---------	-----	-------	---	------

Fastest Lap

77	6	Mike SMITH	Rob North BSA Rocket 3				1:48.77	3	72.15
----	---	------------	------------------------	--	--	--	---------	---	-------

Start Time : 11:26

Cadwell Park

30 Sep 18 11:39

Clerk of Course :

Time Issued :

Chief Timekeeper : Graham Marshall

THESE RESULTS ARE PROVISIONAL UNTIL THE CONCLUSION OF ANY JUDICIAL AND TECHNICAL MATTERS

HS Sports Timing and Results Systems - Results and Lap Times at www.hssports.co.uk

EVENTS 1, 6 & 14

LAP TIMES - RACE 21

24	Joao QUINTANEIRO										
	Lap	1	2	3	4	5	6	7	8	9	10
	1	2:05.82	2:04.15	2:04.70	2:02.93	2:02.94					
34	James MORALEE										
	Lap	1	2	3	4	5	6	7	8	9	10
	1	1:59.01	1:52.88	1:50.67	1:51.80	1:50.16					
38	Oliver BINGHAM										
	Lap	1	2	3	4	5	6	7	8	9	10
	1	1:59.20	1:51.30	1:50.24	1:52.05						
44	Michael HARRISON										
	Lap	1	2	3	4	5	6	7	8	9	10
	1	2:24.80	2:18.79	2:18.61	2:17.51						
48	Alan LEWIS										
	Lap	1	2	3	4	5	6	7	8	9	10
	1	2:38.45	2:37.62	2:36.80	2:33.73						
49	Simon LEWIS										
	Lap	1	2	3	4	5	6	7	8	9	10
	1	2:32.95	2:27.90	2:31.60	2:33.14						
59	David HEBB										
	Lap	1	2	3	4	5	6	7	8	9	10
	1	2:02.08	1:55.97	1:57.83	1:56.79	1:56.91					
68	Keith RILEY										
	Lap	1	2	3	4	5	6	7	8	9	10
	1	2:19.70	2:16.21	2:17.42	2:17.28	2:17.07					
77	Mike SMITH										
	Lap	1	2	3	4	5	6	7	8	9	10
	1	1:59.78	1:50.63	1:48.77	1:50.51	1:51.11					
84	Peter CARROLL										
	Lap	1	2	3	4	5	6	7	8	9	10
	1	1:58.38	1:55.54	1:51.62	1:52.30	1:54.48					
87	Shaun MULLIGAN										
	Lap	1	2	3	4	5	6	7	8	9	10
	1	2:08.50	2:12.19	2:04.99	2:05.30	2:09.89					
100	Andy HUNT										
	Lap	1	2	3	4	5	6	7	8	9	10
	1	2:12.69	2:10.32	2:09.68							
108	Andrew WIDDOWSON										
	Lap	1	2	3	4	5	6	7	8	9	10
	1	2:01.02	1:57.98	1:58.51	1:58.77	1:59.99					

110	Tony RAYNOR										
	Lap	1	2	3	4	5	6	7	8	9	10
	1	2:11.64	2:11.67	2:10.47	2:12.20	2:13.11					
115	Roger MOSS										
	Lap	1	2	3	4	5	6	7	8	9	10
	1	2:19.14	2:14.45	2:13.08	2:13.26	2:13.08					
129	Charles DAVIES										
	Lap	1	2	3	4	5	6	7	8	9	10
	1	2:00.61	1:55.68	1:57.26	1:58.78	1:55.48					
142	Steve HANDS										
	Lap	1	2	3	4	5	6	7	8	9	10
	1	2:02.95	1:55.70	1:56.96	1:57.59	1:55.77					
143	Stefan DILLEY										
	Lap	1	2	3	4	5	6	7	8	9	10
	1	2:13.46	2:09.47	2:10.45	2:12.10						
161	Tyler SCOTHERN										
	Lap	1	2	3	4	5	6	7	8	9	10
	1	2:11.43	2:04.18	2:00.57	1:58.83						
174	Jamie O'BRIEN										
	Lap	1	2	3	4	5	6	7	8	9	10
	1	1:58.09	1:55.74								
178	Chris WICKETT										
	Lap	1	2	3	4	5	6	7	8	9	10
	1	2:45.46	2:40.07	2:41.95	2:43.69						
190	Tony GREEN										
	Lap	1	2	3	4	5	6	7	8	9	10
	1	2:27.52	2:25.52	2:26.36	2:24.93						
229	Robert BEVAN										
	Lap	1	2	3	4	5	6	7	8	9	10
	1	2:03.11									
262	Daniel PRITCHARD										
	Lap	1	2	3	4	5	6	7	8	9	10
	1	1:58.53	1:54.92	1:55.37	1:54.76	1:54.44					
286	James FIXTER										
	Lap	1	2	3	4	5	6	7	8	9	10
	1	2:08.27									
391	Mark ROXBROUGH ©										
	Lap	1	2	3	4	5	6	7	8	9	10
	1	2:00.15	1:53.94	1:55.16	1:55.05	1:55.37					

Lap Chart

EVENTS 1, 6 & 14 - RACE 21

Lap 1		Lap 2		Lap 3		Lap 4		Lap 5		Lap 6		Lap 7		Lap 8		Lap 9		Lap 10	
No	Time	No	Time	No	Time	No	Time	No	Time	No	Time	No	Time	No	Time	No	Time	No	Time
174	2:00.26	77	3:52.03	77	5:40.80	77	7:31.31	77	9:22.42										
84	2:01.09	38	3:52.52	38	5:42.76	38	7:34.81	34	9:26.70										
34	2:01.19	34	3:54.07	34	5:44.74	34	7:36.54	44	9:26.79	*1									
38	2:01.22	174	3:56.00	84	5:48.25	49	7:39.21	84	9:35.03										
77	2:01.40	84	3:56.63	262	5:52.40	84	7:40.55	262	9:41.60										
262	2:02.11	262	3:57.03	391	5:52.63	262	7:47.16	391	9:43.05										
391	2:03.53	391	3:57.47	59	5:58.87	391	7:47.68	190	9:50.05	*1									
108	2:04.21	59	4:01.04	129	5:59.56	59	7:55.66	59	9:52.57										
59	2:05.07	108	4:02.19	142	5:59.60	142	7:57.19	142	9:52.96										
129	2:06.62	129	4:02.30	108	6:00.70	129	7:58.34	129	9:53.82										
229	2:06.82	142	4:02.64	24	6:18.78	108	7:59.47	108	9:59.46										
142	2:06.94	24	4:14.08	161	6:22.00	48	8:01.53	49	10:12.35	*1									
24	2:09.93	161	4:21.43	87	6:29.98	178	8:17.09	24	10:24.65										
286	2:12.34	87	4:24.99	100	6:37.35	161	8:20.83	48	10:35.26	*1									
87	2:12.80	100	4:27.67	110	6:38.71	24	8:21.71	87	10:45.17										
110	2:16.57	110	4:28.24	143	6:39.44	87	8:35.28	178	11:00.78	*1									
161	2:17.25	143	4:28.99	115	6:52.75	110	8:50.91	110	11:04.02										
100	2:17.35	115	4:39.67	68	7:00.56	143	8:51.54	115	11:19.09										
143	2:19.52	68	4:43.14	44	7:09.28	115	9:06.01	68	11:34.91										
115	2:25.22	44	4:50.67	190	7:25.12	68	9:17.84												
68	2:26.93	190	4:58.76																
44	2:31.88	49	5:07.61																
190	2:33.24	48	5:24.73																
49	2:39.71	178	5:35.14																
48	2:47.11																		
178	2:55.07																		

BRITISH HISTORIC RACING

EVENTS 3 & 18

RESULT - RACE 22

PI	No	Evt	Name	Machine	Laps	Time	Behind	MPH	Best Lap on	MPH
1	33	18	HEGARTY/ NEAVE	BMW K100	5	10:11.21		64.20	1:59.12	3 65.88
2	98	18	GAGG/ HASE	BMW K100	5	10:25.89	14.68	62.69	2:02.68	3 63.97
3	25	18	WHITAKER/ ALLEN	BMW K100	5	10:36.45	25.24	61.65	2:04.88	3 62.84
4	82	18	HIGGINSON/ MOFFAT	BMW K100	5	10:46.89	35.68	60.66	2:07.05	4 61.77
5	2	18	KEMP/ THOW	Moto Guzzi Le Mans	5	11:00.47	49.26	59.41	2:09.72	3 60.50
6	67	18	WARNER/ WARNER	BMW K100	5	11:04.81	53.60	59.02	2:10.70	4 60.05
7	96	18	WILKINS/ WILKINS	BMW K100	5	11:08.97	57.76	58.66	2:11.01	3 59.90
8	13	18	LORRIMAN/ STEEL	BMW K100	5	11:10.39	59.18	58.53	2:10.86	3 59.97
9	68	18	COCK/ ENGLISH	BMW K100 RS	5	11:17.77	1:06.56	57.90	2:13.30	4 58.87
10	92	18	ROOME/ CLOWES	BMW K100	5	11:46.97	1:35.76	55.50	2:20.27	2 55.95
11	76	25	PIKE/ RARKO	Morgan S Speeder	5	11:47.36	1:36.15	55.47	2:12.28	3 59.33
12	40	25	SMITH/ PERRY	Morgan S Speeder	5	11:47.96	1:36.75	55.43	2:13.04	3 58.99
13	30	25	REYNOLDS/ ASH	Morgan Supersports	5	11:48.94	1:37.73	55.35	2:13.39	3 58.83
14	112	18	JOHNSON/ LOWTHER	BMW K100	5	11:56.74	1:45.53	54.75	2:21.03	3 55.65
15	24	18	WHITE/ PORTER	BMW K100	5	12:14.14	2:02.93	53.45	2:20.89	5 55.70
16	95	18	BADEN/ HEPWORTH	BMW K100	5	12:28.08	2:16.87	52.45	2:27.38	2 53.25
17	12	18	WHITTAKER/ WHITTAKER	BSA Road Rocket 650	4	10:18.65	1 Lap	50.74	2:32.12	4 51.59
18	16	25	HODGSON/ PEARSON	Morgan F2	4	10:18.66	1 Lap	50.74	2:18.21	2 56.78
19	88	25	PEARSON/ BRIDGE	Morgan Supersports	4	10:18.90	1 Lap	50.72	2:19.68	2 56.19
20	63	18	WILLIAMS/ DUPLOCK	Armstrong MT500	4	10:24.56	1 Lap	50.26	2:33.56	2 51.11
21	85	18	PHILLIPS/ LAWRENCE	BMW K100	4	11:20.48	1 Lap	46.13	2:44.16	3 47.81
Not-Classified										
	441	25	PICKUP/ PICKUP	Morgan 2 Speed 8-80	3	8:17.65	DNF	47.31	2:29.20	3 52.60
	74	18	McCAIN/ PRICE	BMW K100	1	2:12.60	DNF	59.19		0 0.00
	20	25	CHALLIS/ CHALLIS	Morgan Sports	1	2:44.69	DNF	47.65		0 0.00
	87	18	SYKES/ RUTH	BMW K75 748	0		Starter			
Fastest Lap										
	33	18	HEGARTY/ NEAVE	BMW K100					1:59.12	3 65.88

Start Time : 11:46

Cadwell Park

30 Sep 18 12:05

Clerk of Course :

Time Issued :

Chief Timekeeper : Graham Marshall

THESE RESULTS ARE PROVISIONAL UNTIL THE CONCLUSION OF ANY JUDICIAL AND TECHNICAL MATTERS

HS Sports Timing and Results Systems - Results and Lap Times at www.hssports.co.uk

RACE GRID

EVENTS 3 & 18

RACE 22

ROW 14	441 PICKUP/ PICKUP	18 QUINN/ TBC
ROW 13	88 PEARSON/ BRIDGE	34 TUER/ TUER
ROW 12	40 SMITH/ PERRY	76 PIKE/ RARKO
ROW 11	21 COWLEY/ BRIDGE	20 CHALLIS/ CHALLIS
ROW 10	30 REYNOLDS/ ASH	16 HODGSON/ PEARSON
ROW 9	87 SYKES/ RUTH	85 02:59.310 PHILLIPS/ LAWRENCE
ROW 8	63 02:38.200 WILLIAMS/ DUPLOCK	12 02:33.960 WHITTAKER/ WHITTAK
ROW 7	112 02:24.810 JOHNSON/ LOWTHER	95 02:24.500 BADEN/ HEPWORTH
ROW 6	24 02:23.910 WHITE/ PORTER	92 02:17.940 ROOME/ CLOWES
ROW 5	96 02:16.100 WILKINS/ WILKINS	68 02:15.880 COCK/ ENGLISH
ROW 4	2 02:12.700 KEMP/ THOW	67 02:10.930 WARNER/ WARNER
ROW 3	13 02:10.870 LORRIMAN/ STEEL	82 02:08.830 HIGGINSON/ MOFFAT
ROW 2	74 02:07.430 McCAIN/ PRICE	25 02:05.640 WHITAKER/ ALLEN
ROW 1	98 02:03.620 GAGG/ HASE	33 02:00.600 HEGARTY/ NEAVE

Grid Used: White Markings

POLE

BRITISH HISTORIC RACING

RESULT - RACE 22 - EVENT 18

PI	No	Evt	Name	Machine	Laps	Time	MPH	Best Lap on	MPH
1	33	18	HEGARTY/ NEAVE	BMW K100	5	10:11.21	64.20	1:59.12	3 65.88
2	98	18	GAGG/ HASE	BMW K100	5	10:25.89	62.69	2:02.68	3 63.97
3	25	18	WHITAKER/ ALLEN	BMW K100	5	10:36.45	61.65	2:04.88	3 62.84
4	82	18	HIGGINSON/ MOFFAT	BMW K100	5	10:46.89	60.66	2:07.05	4 61.77
5	2	18	KEMP/ THOW	Moto Guzzi Le Mans	5	11:00.47	59.41	2:09.72	3 60.50
6	67	18	WARNER/ WARNER	BMW K100	5	11:04.81	59.02	2:10.70	4 60.05
7	96	18	WILKINS/ WILKINS	BMW K100	5	11:08.97	58.66	2:11.01	3 59.90
8	13	18	LORRIMAN/ STEEL	BMW K100	5	11:10.39	58.53	2:10.86	3 59.97
9	68	18	COCK/ ENGLISH	BMW K100 RS	5	11:17.77	57.90	2:13.30	4 58.87
10	92	18	ROOME/ CLOWES	BMW K100	5	11:46.97	55.50	2:20.27	2 55.95
11	112	18	JOHNSON/ LOWTHER	BMW K100	5	11:56.74	54.75	2:21.03	3 55.65
12	24	18	WHITE/ PORTER	BMW K100	5	12:14.14	53.45	2:20.89	5 55.70
13	95	18	BADEN/ HEPWORTH	BMW K100	5	12:28.08	52.45	2:27.38	2 53.25
14	12	18	WHITTAKER/ WHITTAKER	BSA Road Rocket 650	4	10:18.65	50.74	2:32.12	4 51.59
15	63	18	WILLIAMS/ DUPLOCK	Armstrong MT500	4	10:24.56	50.26	2:33.56	2 51.11
16	85	18	PHILLIPS/ LAWRENCE	BMW K100	4	11:20.48	46.13	2:44.16	3 47.81

Not-Classified

74	18		McCAIN/ PRICE	BMW K100	1	2:12.60	DNF	59.19	0 0.00
87	18		SYKES/ RUTH	BMW K75 748	0		Starter		

Fastest Lap

33	18		HEGARTY/ NEAVE	BMW K100				1:59.12	3 65.88
----	----	--	----------------	----------	--	--	--	---------	---------

Start Time : 11:46

Cadwell Park

30 Sep 18 12:05

Clerk of Course :

Time Issued :

Chief Timekeeper : Graham Marshall

THESE RESULTS ARE PROVISIONAL UNTIL THE CONCLUSION OF ANY JUDICIAL AND TECHNICAL MATTERS

HS Sports Timing and Results Systems - Results and Lap Times at www.hssports.co.uk

BRITISH HISTORIC RACING

RESULT - RACE 22 - EVENT 25

PI	No	Evt	Name	Machine	Laps	Time	MPH	Best Lap on	MPH
1	76	25	PIKE/ RARKO	Morgan S Speeder	5	11:47.36	55.47	2:12.28	3 59.33
2	40	25	SMITH/ PERRY	Morgan S Speeder	5	11:47.96	55.43	2:13.04	3 58.99
3	30	25	REYNOLDS/ ASH	Morgan Supersports	5	11:48.94	55.35	2:13.39	3 58.83
4	16	25	HODGSON/ PEARSON	Morgan F2	4	10:18.66	50.74	2:18.21	2 56.78
5	88	25	PEARSON/ BRIDGE	Morgan Supersports	4	10:18.90	50.72	2:19.68	2 56.19

Not-Classified

441	25	PICKUP/ PICKUP	Morgan 2 Speed 8-80	3	8:17.65	DNF	47.31	2:29.20	3 52.60
20	25	CHALLIS/ CHALLIS	Morgan Sports	1	2:44.69	DNF	47.65		0 0.00

Fastest Lap

76	25	PIKE/ RARKO	Morgan S Speeder					2:12.28	3 59.33
----	----	-------------	------------------	--	--	--	--	---------	---------

Start Time : 11:46

Cadwell Park

30 Sep 18 12:05

Clerk of Course :

Time Issued :

Chief Timekeeper : Graham Marshall

THESE RESULTS ARE PROVISIONAL UNTIL THE CONCLUSION OF ANY JUDICIAL AND TECHNICAL MATTERS

HS Sports Timing and Results Systems - Results and Lap Times at www.hssports.co.uk

EVENTS 3 & 18

LAP TIMES - RACE 22

2	KEMP/ THOW										
	Lap	1	2	3	4	5	6	7	8	9	10
	1	2:14.04	2:11.14	2:09.72	2:10.41	2:11.02					
12	WHITTAKER/ WHITTAKER										
	Lap	1	2	3	4	5	6	7	8	9	10
	1	2:32.52	2:34.11	2:33.27	2:32.12						
13	LORRIMAN/ STEEL										
	Lap	1	2	3	4	5	6	7	8	9	10
	1	2:14.48	2:15.07	2:10.86	2:11.97	2:14.27					
16	HODGSON/ PEARSON										
	Lap	1	2	3	4	5	6	7	8	9	10
	1	2:25.56	2:18.21	2:26.20	2:38.42						
20	CHALLIS/ CHALLIS										
	Lap	1	2	3	4	5	6	7	8	9	10
	1	2:15.12									
24	WHITE/ PORTER										
	Lap	1	2	3	4	5	6	7	8	9	10
	1	2:27.45	2:28.61	2:27.36	2:24.36	2:20.89					
25	WHITAKER/ ALLEN										
	Lap	1	2	3	4	5	6	7	8	9	10
	1	2:09.10	2:06.00	2:04.88	2:06.71	2:06.78					
30	REYNOLDS/ ASH										
	Lap	1	2	3	4	5	6	7	8	9	10
	1	2:15.56	2:18.93	2:13.39	2:18.95	2:14.21					
33	HEGARTY/ NEAVE										
	Lap	1	2	3	4	5	6	7	8	9	10
	1	2:03.91	1:59.20	1:59.12	2:00.76	2:01.56					
40	SMITH/ PERRY										
	Lap	1	2	3	4	5	6	7	8	9	10
	1	2:13.19	2:21.04	2:13.04	2:19.52	2:13.44					
63	WILLIAMS/ DUPLOCK										
	Lap	1	2	3	4	5	6	7	8	9	10
	1	2:34.54	2:33.56	2:34.42	2:35.28						
67	WARNER/ WARNER										
	Lap	1	2	3	4	5	6	7	8	9	10
	1	2:14.63	2:12.87	2:10.97	2:10.70	2:11.45					
68	COCK/ ENGLISH										
	Lap	1	2	3	4	5	6	7	8	9	10
	1	2:17.02	2:13.39	2:13.72	2:13.30	2:15.58					

74	McCAIN/ PRICE										
	Lap	1	2	3	4	5	6	7	8	9	10
	1	2:09.83									
76	PIKE/ RARKO										
	Lap	1	2	3	4	5	6	7	8	9	10
	1	2:18.32	2:15.34	2:12.28	2:19.84	2:13.38					
82	HIGGINSON/ MOFFAT										
	Lap	1	2	3	4	5	6	7	8	9	10
	1	2:09.87	2:07.91	2:07.40	2:07.05	2:11.21					
85	PHILLIPS/ LAWRENCE										
	Lap	1	2	3	4	5	6	7	8	9	10
	1	2:54.82	2:47.61	2:44.16	2:46.51						
88	PEARSON/ BRIDGE										
	Lap	1	2	3	4	5	6	7	8	9	10
	1	2:25.49	2:19.68	2:24.67	2:38.72						
92	ROOME/ CLOWES										
	Lap	1	2	3	4	5	6	7	8	9	10
	1	2:18.87	2:20.27	2:20.47	2:21.66	2:20.61					
95	BADEN/ HEPWORTH										
	Lap	1	2	3	4	5	6	7	8	9	10
	1	2:27.11	2:27.38	2:28.42	2:29.12	2:30.58					
96	WILKINS/ WILKINS										
	Lap	1	2	3	4	5	6	7	8	9	10
	1	2:15.03	2:14.19	2:11.01	2:11.38	2:12.91					
98	GAGG/ HASE										
	Lap	1	2	3	4	5	6	7	8	9	10
	1	2:07.13	2:02.77	2:02.68	2:03.24	2:03.91					
112	JOHNSON/ LOWTHER										
	Lap	1	2	3	4	5	6	7	8	9	10
	1	2:21.45	2:21.28	2:21.03	2:25.36	2:22.13					
441	PICKUP/ PICKUP										
	Lap	1	2	3	4	5	6	7	8	9	10
	1	2:34.55	2:43.36	2:29.20							

Lap Chart

EVENTS 3 & 18 - RACE 22

Lap 1		Lap 2		Lap 3		Lap 4		Lap 5		Lap 6		Lap 7		Lap 8		Lap 9		Lap 10	
No	Time	No	Time	No	Time	No	Time	No	Time	No	Time	No	Time	No	Time	No	Time	No	Time
33	2:10.57	33	4:09.77	33	6:08.89	33	8:09.65	33	10:11.21										
25	2:12.08	98	4:16.06	98	6:18.74	441	8:17.65 *1	12	10:18.65 *1										
74	2:12.60	25	4:18.08	25	6:22.96	98	8:21.98	16	10:18.66 *1										
98	2:13.29	82	4:21.23	82	6:28.63	25	8:29.67	88	10:18.90 *1										
82	2:13.32	2	4:29.32	2	6:39.04	85	8:33.97 *1	63	10:24.56 *1										
2	2:18.18	67	4:31.69	67	6:42.66	82	8:35.68	98	10:25.89										
13	2:18.22	13	4:33.29	13	6:44.15	2	8:49.45	25	10:36.45										
67	2:18.82	96	4:33.67	96	6:44.68	67	8:53.36	82	10:46.89										
96	2:19.48	68	4:35.17	68	6:48.89	96	8:56.06	2	11:00.47										
68	2:21.78	92	4:44.23	92	7:04.70	13	8:56.12	67	11:04.81										
92	2:23.96	112	4:48.22	112	7:09.25	68	9:02.19	96	11:08.97										
112	2:26.94	95	4:59.96	76	7:14.14	92	9:26.36	13	11:10.39										
95	2:32.58	24	5:01.53	40	7:15.00	76	9:33.98	68	11:17.77										
24	2:32.92	76	5:01.86	30	7:15.78	40	9:34.52	85	11:20.48 *1										
12	2:39.15	40	5:01.96	95	7:28.38	112	9:34.61	92	11:46.97										
40	2:40.92	30	5:02.39	24	7:28.89	30	9:34.73	76	11:47.36										
63	2:41.30	12	5:13.26	88	7:40.18	24	9:53.25	40	11:47.96										
30	2:43.46	16	5:14.04	16	7:40.24	95	9:57.50	30	11:48.94										
20	2:44.69	63	5:14.86	12	7:46.53			112	11:56.74										
76	2:46.52	88	5:15.51	63	7:49.28			24	12:14.14										
16	2:55.83	441	5:48.45					95	12:28.08										
88	2:55.83	85	5:49.81																
85	3:02.20																		
441	3:05.09																		

BRITISH HISTORIC RACING

EVENTS 4, 11, 12, 14 & 31

RESULT - RACE 23

PI	No	Evt	Name	Machine	Laps	Time	Behind	MPH	Best Lap on	MPH
1	34	14	James MORALEE	Honda K4 350	5	9:21.30		69.91	1:49.97	2 71.36
2	60	12	Richard HAWKINS	Ducati MKIII 349	5	9:36.63	15.33	68.05	1:53.19	3 69.33
3	100	12	Andy HUNT	Ducati Steelcraft 250	5	9:54.96	33.66	65.95	1:56.87	5 67.15
4	253	12	Scott HARRIS	Ducati MKIII 350	5	9:55.19	33.89	65.93	1:56.64	4 67.28
5	56	4	Matthew HEBB	Norton Manx 348	5	9:55.74	34.44	65.87	1:56.49	5 67.37
6	94	12	Geoff MILLS	Ducati Harrison 250	5	9:57.41	36.11	65.68	1:57.15	4 66.99
7	4	4	Ian HENSHAW	Royal Enfield Clipper	5	10:03.13	41.83	65.06	1:58.49	4 66.23
8	33	11	Mike POWELL	BSA Bantam 125	5	10:07.89	46.59	64.55	1:58.71	2 66.11
9	36	11	Ian SCUTT	BSA Bantam 125	5	10:35.01	1:13.71	61.79	2:03.86	4 63.36
10	248	12	Andrew PIGGOTT	Ducati Saxon 340	5	10:37.83	1:16.53	61.52	2:05.68	2 62.44
11	247	12	Louie ALLFREY	Ducati Single 250	5	10:39.28	1:17.98	61.38	2:04.64	4 62.97
12	50	12	John HYNES	Ducati MKIII 250	5	10:39.36	1:18.06	61.37	2:04.26	2 63.16
13	209	4	Mick BALDWIN	AJS 7R 349	5	10:42.28	1:20.98	61.09	2:04.54	5 63.02
14	243	14	Chris SMALLBONES	Honda K4 350	5	10:43.51	1:22.21	60.98	2:06.39	5 62.09
15	150	11	Robert DUESBURY	BSA Bantam Superstock	5	10:58.92	1:37.62	59.55	2:08.01	5 61.31
16	259	12	Richard BOOL	Ducati MKI 250	5	11:00.26	1:38.96	59.43	2:09.14	4 60.77
17	24	11	Joao QUINTANEIRO	BSA Bantam 175	5	11:00.75	1:39.45	59.39	2:08.00	3 61.31
18	52	11	Robbie BROWN	BSA Bantam 183	5	11:00.93	1:39.63	59.37	2:09.33	2 60.68
19	256	11	Nick BRAMLEY	BSA Bantam Superstock	5	11:09.45	1:48.15	58.62	2:11.09	2 59.87
20	223	11	Andrew FRASER	BSA Bantam 125	5	11:15.08	1:53.78	58.13	2:11.86	5 59.52
21	73	11	Andrew MOULDEN	BSA Bantam 175	5	11:15.71	1:54.41	58.07	2:11.76	3 59.56
22	68	4	Keith RILEY	Velocette KSS 348	4	9:24.63	1 Lap	55.60	2:12.74	4 59.12
23	44	4	Michael HARRISON	New Imperial Grand Prix	4	9:30.12	1 Lap	55.06	2:15.64	2 57.86
24	66	11	Matthew MOULDEN	BSA Bantam 125	4	9:35.74	1 Lap	54.52	2:18.70	2 56.58
25	89	11	Andy SEED	BSA Bantam 175	4	9:51.81	1 Lap	53.04	2:22.48	4 55.08
26	49	31	Simon LEWIS	Triumph Twin 500	4	9:56.42	1 Lap	52.63	2:24.74	2 54.22
27	190	31	Tony GREEN	Velocette Mac 350	4	9:59.56	1 Lap	52.36	2:26.34	3 53.63
28	35	11	James COOK	BSA Bantam 175	4	10:01.95	1 Lap	52.15	2:25.05	4 54.11
29	210	11	Adam PLANE	BSA Bantam 175	4	10:36.37	1 Lap	49.33	2:35.44	4 50.49

Fastest Lap

34 14 James MORALEE Honda K4 350 1:49.97 2 71.36

Start Time : 12:08

Cadwell Park

30 Sep 18 12:23

Clerk of Course :

Time Issued :

Chief Timekeeper : Graham Marshall

THESE RESULTS ARE PROVISIONAL UNTIL THE CONCLUSION OF ANY JUDICIAL AND TECHNICAL MATTERS

HS Sports Timing and Results Systems - Results and Lap Times at www.hssports.co.uk

RACE GRID

EVENTS 4, 11, 12, 14 & 31

RACE 23

ROW 10	178 02:39.460 Chris WICKETT 28	210 02:40.410 Adam PLANE 29	233 Tom SNOW 30
ROW 9	35 02:22.550 James COOK 25	190 02:22.870 Tony GREEN 26	89 02:23.110 Andy SEED 27
ROW 8	66 02:15.170 Matthew MOULDEN 22	52 02:15.700 Robbie BROWN 23	28 02:15.860 Edward IRVING 24
ROW 7	73 02:13.120 Andrew MOULDEN 19	259 02:13.330 Richard BOOL 20	223 02:13.980 Andrew FRASER 21
ROW 6	256 02:09.990 Nick BRAMLEY 16	150 02:10.020 Robert DUESBURY 17	24 02:11.230 Joao QUINTANEIRO 18
ROW 5	165 02:08.380 Jim PORTER 13	209 02:08.570 Mick BALDWIN 14	248 02:08.660 Andrew PIGGOTT 15
ROW 4	173 02:06.150 Michael POTTER 10	247 02:06.860 Louie ALLFREY 11	243 02:07.270 Chris SMALLBONES 12
ROW 3	4 01:59.450 Ian HENSHAW 7	33 02:02.690 Mike POWELL 8	36 02:05.300 Ian SCUTT 9
ROW 2	253 01:55.270 Scott HARRIS 4	56 01:57.390 Matthew HEBB 5	94 01:59.340 Geoff MILLS 6
ROW 1	34 01:50.580 James MORALEE 1	60 01:53.360 Richard HAWKINS 2	100 01:54.830 Andy HUNT 3

POLE

BRITISH HISTORIC RACING

RESULT - RACE 23 - EVENT 11

PI	No	Evt	Name	Machine	Laps	Time	MPH	Best Lap on	MPH
1	33	11	Mike POWELL	BSA Bantam 125	5	10:07.89	64.55	1:58.71	2 66.11
2	36	11	Ian SCUTT	BSA Bantam 125	5	10:35.01	61.79	2:03.86	4 63.36
3	150	11	Robert DUESBURY	BSA Bantam Superstock	5	10:58.92	59.55	2:08.01	5 61.31
4	24	11	Joao QUINTANEIRO	BSA Bantam 175	5	11:00.75	59.39	2:08.00	3 61.31
5	52	11	Robbie BROWN	BSA Bantam 183	5	11:00.93	59.37	2:09.33	2 60.68
6	256	11	Nick BRAMLEY	BSA Bantam Superstock	5	11:09.45	58.62	2:11.09	2 59.87
7	223	11	Andrew FRASER	BSA Bantam 125	5	11:15.08	58.13	2:11.86	5 59.52
8	73	11	Andrew MOULDEN	BSA Bantam 175	5	11:15.71	58.07	2:11.76	3 59.56
9	66	11	Matthew MOULDEN	BSA Bantam 125	4	9:35.74	54.52	2:18.70	2 56.58
10	89	11	Andy SEED	BSA Bantam 175	4	9:51.81	53.04	2:22.48	4 55.08
11	35	11	James COOK	BSA Bantam 175	4	10:01.95	52.15	2:25.05	4 54.11
12	210	11	Adam PLANE	BSA Bantam 175	4	10:36.37	49.33	2:35.44	4 50.49

Fastest Lap

33 11 Mike POWELL BSA Bantam 125 1:58.71 2 66.11

Start Time : 12:08

Cadwell Park

30 Sep 18 12:24

Clerk of Course :

Time Issued :

Chief Timekeeper : Graham Marshall

THESE RESULTS ARE PROVISIONAL UNTIL THE CONCLUSION OF ANY JUDICIAL AND TECHNICAL MATTERS

HS Sports Timing and Results Systems - Results and Lap Times at www.hssports.co.uk

BRITISH HISTORIC RACING

RESULT - RACE 23 - EVENT 12

PI	No	Evt	Name	Machine	Laps	Time	MPH	Best Lap on	MPH
1	60	12	Richard HAWKINS	Ducati MKIII 349	5	9:36.63	68.05	1:53.19	3 69.33
2	100	12	Andy HUNT	Ducati Steelcraft 250	5	9:54.96	65.95	1:56.87	5 67.15
3	253	12	Scott HARRIS	Ducati MKIII 350	5	9:55.19	65.93	1:56.64	4 67.28
4	94	12	Geoff MILLS	Ducati Harrison 250	5	9:57.41	65.68	1:57.15	4 66.99
5	248	12	Andrew PIGGOTT	Ducati Saxon 340	5	10:37.83	61.52	2:05.68	2 62.44
6	247	12	Louie ALLFREY	Ducati Single 250	5	10:39.28	61.38	2:04.64	4 62.97
7	50	12	John HYNES	Ducati MKIII 250	5	10:39.36	61.37	2:04.26	2 63.16
8	259	12	Richard BOOL	Ducati MKI 250	5	11:00.26	59.43	2:09.14	4 60.77

Fastest Lap

60	12	Richard HAWKINS	Ducati MKIII 349	1:53.19	3	69.33
----	----	-----------------	------------------	---------	---	-------

Start Time : 12:08

Cadwell Park

30 Sep 18 12:24

Clerk of Course :

Time Issued :

Chief Timekeeper : Graham Marshall

THESE RESULTS ARE PROVISIONAL UNTIL THE CONCLUSION OF ANY JUDICIAL AND TECHNICAL MATTERS

HS Sports Timing and Results Systems - Results and Lap Times at www.hssports.co.uk



RESULT - RACE 23 - EVENT 14

Pl	No	Evt	Name	Machine	Laps	Time	MPH	Best Lap on	MPH
1	34	14	James MORALEE	Honda K4 350	5	9:21.30	69.91	1:49.97	2 71.36
2	243	14	Chris SMALLBONES	Honda K4 350	5	10:43.51	60.98	2:06.39	5 62.09

Fastest Lap

34	14	James MORALEE	Honda K4 350	1:49.97	2	71.36
----	----	---------------	--------------	---------	---	-------

Start Time : 12:08

Cadwell Park

30 Sep 18 12:24

Clerk of Course :

Time Issued :

Chief Timekeeper : Graham Marshall

THESE RESULTS ARE PROVISIONAL UNTIL THE CONCLUSION OF ANY JUDICIAL AND TECHNICAL MATTERS

HS Sports Timing and Results Systems - Results and Lap Times at www.hssports.co.uk

BRITISH HISTORIC RACING

RESULT - RACE 23 - EVENT 31

Pl	No	Evt	Name	Machine	Laps	Time	MPH	Best Lap on	MPH
1	49	31	Simon LEWIS	Triumph Twin 500	4	9:56.42	52.63	2:24.74	2 54.22
2	190	31	Tony GREEN	Velocette Mac 350	4	9:59.56	52.36	2:26.34	3 53.63

Fastest Lap

49	31	Simon LEWIS	Triumph Twin 500	2:24.74	2	54.22
----	----	-------------	------------------	---------	---	-------

Start Time : 12:08

Cadwell Park

30 Sep 18 12:24

Clerk of Course :

Time Issued :

Chief Timekeeper : Graham Marshall

THESE RESULTS ARE PROVISIONAL UNTIL THE CONCLUSION OF ANY JUDICIAL AND TECHNICAL MATTERS

HS Sports Timing and Results Systems - Results and Lap Times at www.hssports.co.uk

BRITISH HISTORIC RACING

RESULT - RACE 23 - EVENT 4

Pl	No	Evt	Name	Machine	Laps	Time	MPH	Best Lap on	MPH
1	56	4	Matthew HEBB	Norton Manx 348	5	9:55.74	65.87	1:56.49	5 67.37
2	4	4	Ian HENSHAW	Royal Enfield Clipper	5	10:03.13	65.06	1:58.49	4 66.23
3	209	4	Mick BALDWIN	AJS 7R 349	5	10:42.28	61.09	2:04.54	5 63.02
4	68	4	Keith RILEY	Velocette KSS 348	4	9:24.63	55.60	2:12.74	4 59.12
5	44	4	Michael HARRISON	New Imperial Grand Prix	4	9:30.12	55.06	2:15.64	2 57.86

Fastest Lap

56	4	Matthew HEBB	Norton Manx 348	1:56.49	5	67.37
----	---	--------------	-----------------	---------	---	-------

Start Time : 12:08

Cadwell Park

30 Sep 18 12:24

Clerk of Course :

Time Issued :

Chief Timekeeper : Graham Marshall

THESE RESULTS ARE PROVISIONAL UNTIL THE CONCLUSION OF ANY JUDICIAL AND TECHNICAL MATTERS

HS Sports Timing and Results Systems - Results and Lap Times at www.hssports.co.uk

EVENTS 4, 11, 12, 14 & 31

LAP TIMES - RACE 23

4	Ian HENSHAW									
Lap	1	2	3	4	5	6	7	8	9	10
1	2:03.50	1:59.17	1:58.63	1:58.49	1:59.97					
24	Joao QUINTANEIRO									
Lap	1	2	3	4	5	6	7	8	9	10
1	2:16.08	2:09.31	2:08.00	2:09.96	2:10.64					
33	Mike POWELL									
Lap	1	2	3	4	5	6	7	8	9	10
1	2:04.80	1:58.71	1:59.18	2:00.21	2:00.68					
34	James MORALEE									
Lap	1	2	3	4	5	6	7	8	9	10
1	1:55.04	1:49.97	1:50.15	1:52.53	1:51.65					
35	James COOK									
Lap	1	2	3	4	5	6	7	8	9	10
1	2:32.33	2:27.84	2:26.88	2:25.05						
36	Ian SCUTT									
Lap	1	2	3	4	5	6	7	8	9	10
1	2:09.13	2:05.68	2:05.61	2:03.86	2:06.01					
44	Michael HARRISON									
Lap	1	2	3	4	5	6	7	8	9	10
1	2:19.74	2:15.64	2:27.83	2:18.02						
49	Simon LEWIS									
Lap	1	2	3	4	5	6	7	8	9	10
1	2:28.64	2:24.74	2:27.52	2:27.98						
50	John HYNES									
Lap	1	2	3	4	5	6	7	8	9	10
1	2:09.72	2:04.26	2:04.74	2:06.45	2:06.53					
52	Robbie BROWN									
Lap	1	2	3	4	5	6	7	8	9	10
1	2:13.02	2:09.33	2:10.65	2:11.09	2:09.81					
56	Matthew HEBB									
Lap	1	2	3	4	5	6	7	8	9	10
1	2:02.68	1:59.29	1:57.44	1:57.13	1:56.49					
60	Richard HAWKINS									
Lap	1	2	3	4	5	6	7	8	9	10
1	1:57.34	1:53.59	1:53.19	1:54.33	1:56.06					
66	Matthew MOULDEN									
Lap	1	2	3	4	5	6	7	8	9	10
1	2:28.97	2:18.70	2:20.75	2:19.39						

68	Keith RILEY									
Lap	1	2	3	4	5	6	7	8	9	10
1	2:28.06	2:19.27	2:15.78	2:12.74						
73	Andrew MOULDEN									
Lap	1	2	3	4	5	6	7	8	9	10
1	2:19.12	2:12.19	2:11.76	2:13.38	2:11.96					
89	Andy SEED									
Lap	1	2	3	4	5	6	7	8	9	10
1	2:30.63	2:24.58	2:26.10	2:22.48						
94	Geoff MILLS									
Lap	1	2	3	4	5	6	7	8	9	10
1			1:59.04	1:57.15	1:57.15					
100	Andy HUNT									
Lap	1	2	3	4	5	6	7	8	9	10
1	1:59.02	1:57.36	1:59.24	2:00.05	1:56.87					
150	Robert DUESBURY									
Lap	1	2	3	4	5	6	7	8	9	10
1	2:15.70	2:11.67	2:08.62	2:09.87	2:08.01					
190	Tony GREEN									
Lap	1	2	3	4	5	6	7	8	9	10
1	2:30.81	2:27.82	2:26.34	2:27.23						
209	Mick BALDWIN									
Lap	1	2	3	4	5	6	7	8	9	10
1	2:11.45	2:07.23	2:07.48	2:06.61	2:04.54					
210	Adam PLANE									
Lap	1	2	3	4	5	6	7	8	9	10
1	2:40.14	2:35.68	2:36.11	2:35.44						
223	Andrew FRASER									
Lap	1	2	3	4	5	6	7	8	9	10
1	2:14.90	2:13.37	2:13.72	2:14.15	2:11.86					
243	Chris SMALLBONES									
Lap	1	2	3	4	5	6	7	8	9	10
1	2:10.89	2:07.26	2:07.90	2:06.60	2:06.39					
247	Louie ALLFREY									
Lap	1	2	3	4	5	6	7	8	9	10
1	2:12.52	2:07.01	2:05.16	2:04.64	2:05.95					
248	Andrew PIGGOTT									
Lap	1	2	3	4	5	6	7	8	9	10
1	2:08.17	2:05.68	2:06.62	2:06.84	2:05.78					
253	Scott HARRIS									
Lap	1	2	3	4	5	6	7	8	9	10
1	2:02.72	1:57.90	1:58.30	1:56.64	1:56.99					

256 Nick BRAMLEY

Lap	1	2	3	4	5	6	7	8	9	10
1	2:15.15	2:11.09	2:11.83	2:12.48	2:14.00					

259 Richard BOOL

Lap	1	2	3	4	5	6	7	8	9	10
1	2:13.84	2:11.62	2:10.18	2:09.14	2:09.88					

Lap Chart

EVENTS 4, 11, 12, 14 & 31 - RACE 23

Lap 1		Lap 2		Lap 3		Lap 4		Lap 5		Lap 6		Lap 7		Lap 8		Lap 9		Lap 10	
No	Time	No	Time	No	Time	No	Time	No	Time	No	Time	No	Time	No	Time	No	Time	No	Time
34	1:57.00	34	3:46.97	34	5:37.12	34	7:29.65	34	9:21.30										
60	1:59.46	60	3:53.05	60	5:46.24	190	7:32.33 *1	68	9:24.63 *1										
100	2:01.44	100	3:58.80	100	5:58.04	35	7:36.90 *1	44	9:30.12 *1										
253	2:05.36	253	4:03.26	253	6:01.56	60	7:40.57	66	9:35.74 *1										
56	2:05.39	56	4:04.68	56	6:02.12	100	7:58.09	60	9:36.63										
4	2:06.87	4	4:06.04	94	6:03.11	253	7:58.20	89	9:51.81 *1										
33	2:09.11	33	4:07.82	4	6:04.67	56	7:59.25	100	9:54.96										
248	2:12.91	248	4:18.59	33	6:07.00	94	8:00.26	253	9:55.19										
36	2:13.85	36	4:19.53	36	6:25.14	210	8:00.93 *1	56	9:55.74										
243	2:15.36	50	4:21.64	248	6:25.21	4	8:03.16	49	9:56.42 *1										
209	2:16.42	243	4:22.62	50	6:26.38	33	8:07.21	94	9:57.41										
247	2:16.52	247	4:23.53	247	6:28.69	36	8:29.00	190	9:59.56 *1										
50	2:17.38	209	4:23.65	243	6:30.52	248	8:32.05	35	10:01.95 *1										
259	2:19.44	52	4:29.38	209	6:31.13	50	8:32.83	4	10:03.13										
52	2:20.05	259	4:31.06	52	6:40.03	247	8:33.33	33	10:07.89										
256	2:20.05	256	4:31.14	24	6:40.15	243	8:37.12	36	10:35.01										
150	2:20.75	24	4:32.15	150	6:41.04	209	8:37.74	210	10:36.37 *1										
223	2:21.98	150	4:32.42	259	6:41.24	24	8:50.11	248	10:37.83										
24	2:22.84	223	4:35.35	256	6:42.97	259	8:50.38	247	10:39.28										
73	2:26.42	73	4:38.61	223	6:49.07	150	8:50.91	50	10:39.36										
44	2:28.63	44	4:44.27	73	6:50.37	52	8:51.12	209	10:42.28										
49	2:36.18	66	4:55.60	68	7:11.89	256	8:55.45	243	10:43.51										
68	2:36.84	68	4:56.11	44	7:12.10	223	9:03.22	150	10:58.92										
66	2:36.90	49	5:00.92	66	7:16.35	73	9:03.75	259	11:00.26										
190	2:38.17	89	5:03.23	49	7:28.44			24	11:00.75										
89	2:38.65	190	5:05.99	89	7:29.33			52	11:00.93										
35	2:42.18	35	5:10.02					256	11:09.45										
210	2:49.14	210	5:24.82					223	11:15.08										
								73	11:15.71										



ACU BRITISH SUPER SCOOTER CHAMPIONSHIP

RESULT - RACE 24

PI	No	Evt	Name	Machine	Laps	Time	Behind	MPH	Best Lap on	MPH
1	5	6a	Warren WILKINSON	Gilera Runner 179	5	9:46.46		66.91	1:54.34	5 68.64
2	69	6	Michael BONETT	Lambretta 238	5	9:47.26	0.80	66.82	1:55.43	5 67.99
3	30	6	Christopher COOK	Lambretta GP 210	5	10:20.51	34.05	63.24	2:02.15	3 64.25
4	28	6	Stephen WRIGHT	Lambretta DC RB 250	5	10:23.45	36.99	62.94	2:02.67	2 63.98
5	39	6	Doug TURNER	Lambretta SX 250	5	10:25.61	39.15	62.72	2:02.59	2 64.02
6	16	6	Chris GEYTON	Lambretta GP 200	5	10:25.96	39.50	62.69	2:02.60	2 64.01
7	52	6a	John WOODS	Gilera Runner 179	5	10:26.44	39.98	62.64	2:02.92	4 63.85
8	4	6a	Stephen GRAVES	Scomadi Retrotech 200	5	10:26.86	40.40	62.60	2:03.39	4 63.60
9	18	6	Dan LEWIS	Lambretta GP 200	5	10:45.55	59.09	60.79	2:06.25	2 62.16
10	135	6	Peter MOLKINTHIN	Lambretta GP 200	5	11:01.83	1:15.37	59.29	2:10.81	4 60.00
11	36	6a	Nikita McNALLY	Piaggio Zip 90	5	11:08.22	1:21.76	58.72	2:11.36	5 59.74
12	109	6	Paul FITZGERALD	Lambretta GP 200	5	11:10.20	1:23.74	58.55	2:11.38	4 59.74
13	67	6	Dan LODER	Vespa	5	11:10.69	1:24.23	58.51	2:10.80	4 60.00
14	74	6	Bob WEST	Lambretta SRP 200	5	11:11.43	1:24.97	58.44	2:11.09	5 59.87
<u>Not-Classified</u>										
	131	6	Drew DUNCAN	Lambretta Jet 200	4	9:07.52	DNF	57.33	2:11.45	2 59.70
	3	6a	Lee BAMBER	Gilera Runner 172	3	5:46.10	DNF	68.03	1:52.72	3 69.62
	41	6	Stuart DAY	Lambretta GP 230	0		Starter			
<u>Fastest Lap</u>										
	5	6a	Warren WILKINSON	Gilera Runner 179					1:54.34	5 68.64

Start Time : 12:25

Cadwell Park

30 Sep 18 12:49

Clerk of Course :

Time Issued :

Chief Timekeeper : Graham Marshall

THESE RESULTS ARE PROVISIONAL UNTIL THE CONCLUSION OF ANY JUDICIAL AND TECHNICAL MATTERS

HS Sports Timing and Results Systems - Results and Lap Times at www.hssports.co.uk



ACU BRITISH SUPER SCOOTER CHAMPIONSHIP

RESULT - RACE 24 - EVENT 6

PI	No	Evt	Name	Machine	Laps	Time	MPH	Best Lap on	MPH
1	69	6	Michael BONETT	Lambretta 238	5	9:47.26	66.82	1:55.43	5 67.99
2	30	6	Christopher COOK	Lambretta GP 210	5	10:20.51	63.24	2:02.15	3 64.25
3	28	6	Stephen WRIGHT	Lambretta DC RB 250	5	10:23.45	62.94	2:02.67	2 63.98
4	39	6	Doug TURNER	Lambretta SX 250	5	10:25.61	62.72	2:02.59	2 64.02
5	16	6	Chris GEYTON	Lambretta GP 200	5	10:25.96	62.69	2:02.60	2 64.01
6	18	6	Dan LEWIS	Lambretta GP 200	5	10:45.55	60.79	2:06.25	2 62.16
7	135	6	Peter MOLKINTHIN	Lambretta GP 200	5	11:01.83	59.29	2:10.81	4 60.00
8	109	6	Paul FITZGERALD	Lambretta GP 200	5	11:10.20	58.55	2:11.38	4 59.74
9	67	6	Dan LODER	Vespa	5	11:10.69	58.51	2:10.80	4 60.00
10	74	6	Bob WEST	Lambretta SRP 200	5	11:11.43	58.44	2:11.09	5 59.87

Not-Classified

131	6	Drew DUNCAN	Lambretta Jet 200	4	9:07.52	DNF	57.33	2:11.45	2 59.70
41	6	Stuart DAY	Lambretta GP 230	0		Starter			

Fastest Lap

69	6	Michael BONETT	Lambretta 238				1:55.43	5	67.99
----	---	----------------	---------------	--	--	--	---------	---	-------

Start Time : 12:25

Cadwell Park

30 Sep 18 12:50

Clerk of Course :

Time Issued :

Chief Timekeeper : Graham Marshall

THESE RESULTS ARE PROVISIONAL UNTIL THE CONCLUSION OF ANY JUDICIAL AND TECHNICAL MATTERS

HS Sports Timing and Results Systems - Results and Lap Times at www.hssports.co.uk



ACU BRITISH SUPER SCOOTER CHAMPIONSHIP

RESULT - RACE 24 - EVENT 6a

Pl	No	Evt	Name	Machine	Laps	Time	MPH	Best Lap on	MPH
1	5	6a	Warren WILKINSON	Gilera Runner 179	5	9:46.46	66.91	1:54.34	5 68.64
2	52	6a	John WOODS	Gilera Runner 179	5	10:26.44	62.64	2:02.92	4 63.85
3	4	6a	Stephen GRAVES	Scomadi Retrotech 200	5	10:26.86	62.60	2:03.39	4 63.60
4	36	6a	Nikita McNALLY	Piaggio Zip 90	5	11:08.22	58.72	2:11.36	5 59.74
<u>Not-Classified</u>									
	3	6a	Lee BAMBER	Gilera Runner 172	3	5:46.10	DNF	68.03	1:52.72 3 69.62
<u>Fastest Lap</u>									
	3	6a	Lee BAMBER	Gilera Runner 172				1:52.72	3 69.62

Start Time : 12:25

Cadwell Park

30 Sep 18 12:50

Clerk of Course :

Time Issued :

Chief Timekeeper : Graham Marshall

THESE RESULTS ARE PROVISIONAL UNTIL THE CONCLUSION OF ANY JUDICIAL AND TECHNICAL MATTERS

HS Sports Timing and Results Systems - Results and Lap Times at www.hssports.co.uk

ACU BRITISH SUPER SCOOTER CHAMPIONSHIP

LAP TIMES - RACE 24

3	Lee BAMBER										
	Lap	1	2	3	4	5	6	7	8	9	10
	1	1:58.35	1:53.29	1:52.72							
4	Stephen GRAVES										
	Lap	1	2	3	4	5	6	7	8	9	10
	1	2:07.18	2:05.26	2:04.75	2:03.39	2:03.47					
5	Warren WILKINSON										
	Lap	1	2	3	4	5	6	7	8	9	10
	1	2:00.90	1:55.72	1:57.03	1:56.49	1:54.34					
16	Chris GEYTON										
	Lap	1	2	3	4	5	6	7	8	9	10
	1	2:10.03	2:02.60	2:03.29	2:02.91	2:02.87					
18	Dan LEWIS										
	Lap	1	2	3	4	5	6	7	8	9	10
	1	2:10.47	2:06.25	2:06.74	2:07.76	2:10.27					
28	Stephen WRIGHT										
	Lap	1	2	3	4	5	6	7	8	9	10
	1	2:07.42	2:02.67	2:02.84	2:03.14	2:03.14					
30	Christopher COOK										
	Lap	1	2	3	4	5	6	7	8	9	10
	1	2:06.61	2:02.49	2:02.15	2:02.77	2:03.70					
36	Nikita McNALLY										
	Lap	1	2	3	4	5	6	7	8	9	10
	1	2:14.25	2:12.63	2:12.84	2:12.46	2:11.36					
39	Doug TURNER										
	Lap	1	2	3	4	5	6	7	8	9	10
	1	2:05.00	2:02.59	2:03.41	2:07.01	2:04.38					
52	John WOODS										
	Lap	1	2	3	4	5	6	7	8	9	10
	1	2:09.26	2:03.13	2:03.78	2:02.92	2:03.82					
67	Dan LODER										
	Lap	1	2	3	4	5	6	7	8	9	10
	1	2:14.86	2:12.99	2:13.41	2:10.80	2:12.49					
69	Michael BONETT										
	Lap	1	2	3	4	5	6	7	8	9	10
	1	2:00.10	1:56.74	1:56.13	1:56.62	1:55.43					
74	Bob WEST										
	Lap	1	2	3	4	5	6	7	8	9	10
	1	2:18.51	2:11.96	2:13.01	2:11.58	2:11.09					

109 Paul FITZGERALD

Lap	1	2	3	4	5	6	7	8	9	10
1	2:16.46	2:12.46	2:11.61	2:11.38	2:12.19					

131 Drew DUNCAN

Lap	1	2	3	4	5	6	7	8	9	10
1	2:17.47	2:11.45	2:13.91	2:19.00						

135 Peter MOLKINTHIN

Lap	1	2	3	4	5	6	7	8	9	10
1	2:12.85	2:11.49	2:10.92	2:10.81	2:10.86					

Lap Chart

ACU BRITISH SUPER SCOOTER CHAMPIONSHIP - RACE 24

Lap 1		Lap 2		Lap 3		Lap 4		Lap 5		Lap 6		Lap 7		Lap 8		Lap 9		Lap 10	
No	Time	No	Time	No	Time	No	Time	No	Time	No	Time	No	Time	No	Time	No	Time	No	Time
3	2:00.09	3	3:53.38	3	5:46.10	69	7:51.83	5	9:46.46										
69	2:02.34	5	3:58.60	69	5:55.21	5	7:52.12	69	9:47.26										
5	2:02.88	69	3:59.08	5	5:55.63	30	8:16.81	30	10:20.51										
39	2:08.22	39	4:10.81	30	6:14.04	28	8:20.31	28	10:23.45										
30	2:09.40	30	4:11.89	39	6:14.22	39	8:21.23	39	10:25.61										
4	2:09.99	28	4:14.33	28	6:17.17	52	8:22.62	16	10:25.96										
28	2:11.66	4	4:15.25	52	6:19.70	16	8:23.09	52	10:26.44										
52	2:12.79	52	4:15.92	4	6:20.00	4	8:23.39	4	10:26.86										
16	2:14.29	16	4:16.89	16	6:20.18	18	8:35.28	18	10:45.55										
18	2:14.53	18	4:20.78	18	6:27.52	135	8:50.97	135	11:01.83										
135	2:17.75	135	4:29.24	135	6:40.16	36	8:56.86	36	11:08.22										
36	2:18.93	36	4:31.56	36	6:44.40	109	8:58.01	109	11:10.20										
67	2:21.00	67	4:33.99	109	6:46.63	67	8:58.20	67	11:10.69										
109	2:22.56	131	4:34.61	67	6:47.40	74	9:00.34	74	11:11.43										
131	2:23.16	109	4:35.02	131	6:48.52	131	9:07.52												
74	2:23.79	74	4:35.75	74	6:48.76														

BRITISH HISTORIC RACING

EVENTS 8, 9, 10, 14 & 22

RESULT - RACE 25

PI	No	Evt	Name	Machine	Laps	Time	Behind	MPH	Best Lap on	MPH
1	75	22	James LUCK	Supermono Tigcraft KTM	5	9:11.55		71.14	1:48.73	3 72.18
2	59	22	Daniel LEDGER	KTM Supermono 650	5	9:12.36	0.81	71.04	1:48.43	5 72.38
3	124	14	Robert CHAMBERS	Kawasaki Z750	5	9:13.49	1.94	70.90	1:48.36	5 72.43
4	239	14	Mike BEVAN	Honda XL 497	5	9:20.84	9.29	69.97	1:49.73	3 71.52
5	26	8	Tim WOOLLEY	Rob North Rocket 3	5	9:32.51	20.96	68.54	1:51.99	5 70.08
6	253	10	Scott HARRIS	Norton Kirby 920	5	9:32.93	21.38	68.49	1:50.39	3 71.09
7	3	22	Benjamin HEATON	Tigraft KTM 690	5	9:34.19	22.64	68.34	1:52.54	5 69.74
8	279	10	Paul JOHNSON	Triumph Rob North 750	5	9:48.94	37.39	66.63	1:53.89	2 68.91
9	156	8	Kevin THURSTON	Petty Weslake 750	5	9:49.42	37.87	66.57	1:54.98	5 68.26
10	79	8	Tony JIMENEZ	Norton Atlas 750	5	9:49.57	38.02	66.56	1:55.54	5 67.92
11	159	14	David HEBB	Honda 500/4	5	10:12.59	1:01.04	64.06	1:59.66	2 65.59
12	222	9	Ian VERRINDER	Norton Atlas 750	5	10:15.52	1:03.97	63.75	2:00.07	4 65.36
13	67	14	Bart REID	Suzuki GS1000E	5	10:33.31	1:21.76	61.96	2:04.03	5 63.28
14	153	22	John CHRISTOPHER	Harris Husaberg 640	5	10:46.94	1:35.39	60.65	2:06.58	5 62.00
15	260	10	Richard HAWKSWORTH	Triumph Trident 740	5	10:57.10	1:45.55	59.72	2:09.14	4 60.77
16	287	14	Barry JONES	Kawasaki Z1000J	5	11:01.50	1:49.95	59.32	2:07.60	5 61.50
17	170	14	Mark SIMMONS	Yamaha XS750	5	11:24.82	2:13.27	57.30	2:13.65	5 58.72
Not-Classified										
	77	8	Mike SMITH	Rob North BSA Rocket 3	4	7:22.46	DNF	70.95	1:47.36	3 73.10
	139	14	Gareth ROBERTS	Honda CBC900F	4	8:55.46	DNF	58.63	2:11.00	2 59.91
	108	22	Andrew WIDDOWSON	Suzuki GSX 400F	3	5:54.29	DNF	66.45	1:54.17	2 68.74
	166	8	Les WHISTON	BSA North 750	2	4:14.10	DNF	61.77	2:03.37	2 63.61
	15	22	John TALBOT	HeJira Rotax	0		Starter			

Fastest Lap

124	14	Robert CHAMBERS	Kawasaki Z750					1:48.36	5	72.43
-----	----	-----------------	---------------	--	--	--	--	---------	---	-------

Start Time : 12:42

Cadwell Park

30 Sep 18 13:06

Clerk of Course :

Time Issued :

Chief Timekeeper : Graham Marshall

THESE RESULTS ARE PROVISIONAL UNTIL THE CONCLUSION OF ANY JUDICIAL AND TECHNICAL MATTERS

HS Sports Timing and Results Systems - Results and Lap Times at www.hssports.co.uk

RACE GRID

EVENTS 8, 9, 10, 14 & 22

RACE 25

ROW 7	153 02:07.060 John CHRISTOPHER 19	287 02:11.520 Barry JONES 20	260 02:15.320 Richard HAWKSWORTH 21
ROW 6	15 02:04.440 John TALBOT 16	186 02:05.490 Sean GAUCHWIN 17	67 02:06.590 Bart REID 18
ROW 5	290 02:01.430 Paul MEADOWS 13	166 02:02.720 Les WHISTON 14	222 02:03.510 Ian VERRINDER 15
ROW 4	156 01:59.270 Kevin THURSTON 10	138 01:59.560 Mike KEMP 11	59 01:59.870 David HEBB 12
ROW 3	279 01:55.190 Paul JOHNSON 7	108 01:55.970 Andrew WIDDOWSON 8	79 01:57.150 Tony JIMENEZ 9
ROW 2	75 01:50.440 James LUCK 4	26 01:52.990 Tim WOOLLEY 5	3 01:53.600 Benjamin HEATON 6
ROW 1	59 01:49.250 Daniel LEDGER 1	124 01:49.950 Robert CHAMBERS 2	239 01:50.400 Mike BEVAN 3
	POLE		

BRITISH HISTORIC RACING

RESULT - RACE 25 - EVENT 10

Pl	No	Evt	Name	Machine	Laps	Time	MPH	Best Lap on	MPH
1	253	10	Scott HARRIS	Norton Kirby 920	5	9:32.93	68.49	1:50.39	3 71.09
2	279	10	Paul JOHNSON	Triumph Rob North 750	5	9:48.94	66.63	1:53.89	2 68.91
3	260	10	Richard HAWKSWORTH	Triumph Trident 740	5	10:57.10	59.72	2:09.14	4 60.77

Fastest Lap

253	10	Scott HARRIS	Norton Kirby 920	1:50.39	3	71.09
-----	----	--------------	------------------	---------	---	-------

Start Time : 12:42

Cadwell Park

30 Sep 18 13:06

Clerk of Course :

Time Issued :

Chief Timekeeper : Graham Marshall

THESE RESULTS ARE PROVISIONAL UNTIL THE CONCLUSION OF ANY JUDICIAL AND TECHNICAL MATTERS

HS Sports Timing and Results Systems - Results and Lap Times at www.hssports.co.uk

BRITISH HISTORIC RACING

RESULT - RACE 25 - EVENT 14

PI	No	Evt	Name	Machine	Laps	Time	MPH	Best Lap on	MPH
1	124	14	Robert CHAMBERS	Kawasaki Z750	5	9:13.49	70.90	1:48.36	5 72.43
2	239	14	Mike BEVAN	Honda XL 497	5	9:20.84	69.97	1:49.73	3 71.52
3	159	14	David HEBB	Honda 500/4	5	10:12.59	64.06	1:59.66	2 65.59
4	67	14	Bart REID	Suzuki GS1000E	5	10:33.31	61.96	2:04.03	5 63.28
5	287	14	Barry JONES	Kawasaki Z1000J	5	11:01.50	59.32	2:07.60	5 61.50
6	170	14	Mark SIMMONS	Yamaha XS750	5	11:24.82	57.30	2:13.65	5 58.72

Not-Classified

139	14	Gareth ROBERTS	Honda CBC900F	4	8:55.46	DNF	58.63	2:11.00	2 59.91
-----	----	----------------	---------------	---	---------	-----	-------	---------	---------

Fastest Lap

124	14	Robert CHAMBERS	Kawasaki Z750				1:48.36	5 72.43
-----	----	-----------------	---------------	--	--	--	---------	---------

Start Time : 12:42

Cadwell Park

30 Sep 18 13:06

Clerk of Course :

Time Issued :

Chief Timekeeper : Graham Marshall

THESE RESULTS ARE PROVISIONAL UNTIL THE CONCLUSION OF ANY JUDICIAL AND TECHNICAL MATTERS

HS Sports Timing and Results Systems - Results and Lap Times at www.hssports.co.uk

BRITISH HISTORIC RACING

RESULT - RACE 25 - EVENT 22

PI	No	Evt	Name	Machine	Laps	Time	MPH	Best Lap on	MPH
1	75	22	James LUCK	Supermono Tigcraft KTM	5	9:11.55	71.14	1:48.73	3 72.18
2	59	22	Daniel LEDGER	KTM Supermono 650	5	9:12.36	71.04	1:48.43	5 72.38
3	3	22	Benjamin HEATON	Tigraft KTM 690	5	9:34.19	68.34	1:52.54	5 69.74
4	153	22	John CHRISTOPHER	Harris Husaberg 640	5	10:46.94	60.65	2:06.58	5 62.00

Not-Classified

108	22	Andrew WIDDOWSON	Suzuki GSX 400F	3	5:54.29	DNF	66.45	1:54.17	2 68.74
15	22	John TALBOT	HeJira Rotax	0		Starter			

Fastest Lap

59	22	Daniel LEDGER	KTM Supermono 650				71.04	1:48.43	5 72.38
----	----	---------------	-------------------	--	--	--	-------	---------	---------

Start Time : 12:42

Cadwell Park

30 Sep 18 13:06

Clerk of Course :

Time Issued :

Chief Timekeeper : Graham Marshall

THESE RESULTS ARE PROVISIONAL UNTIL THE CONCLUSION OF ANY JUDICIAL AND TECHNICAL MATTERS

HS Sports Timing and Results Systems - Results and Lap Times at www.hssports.co.uk

BRITISH HISTORIC RACING

RESULT - RACE 25 - EVENT 8

PI	No	Evt	Name	Machine	Laps	Time	MPH	Best Lap on	MPH
1	26	8	Tim WOOLLEY	Rob North Rocket 3	5	9:32.51	68.54	1:51.99	5 70.08
2	156	8	Kevin THURSTON	Petty Weslake 750	5	9:49.42	66.57	1:54.98	5 68.26
3	79	8	Tony JIMENEZ	Norton Atlas 750	5	9:49.57	66.56	1:55.54	5 67.92

Not-Classified

77	8	Mike SMITH	Rob North BSA Rocket 3	4	7:22.46	DNF	70.95	1:47.36	3 73.10
166	8	Les WHISTON	BSA North 750	2	4:14.10	DNF	61.77	2:03.37	2 63.61

Fastest Lap

77	8	Mike SMITH	Rob North BSA Rocket 3				1:47.36	3	73.10
----	---	------------	------------------------	--	--	--	---------	---	-------

Start Time : 12:42

Cadwell Park

30 Sep 18 13:06

Clerk of Course :

Time Issued :

Chief Timekeeper : Graham Marshall

THESE RESULTS ARE PROVISIONAL UNTIL THE CONCLUSION OF ANY JUDICIAL AND TECHNICAL MATTERS

HS Sports Timing and Results Systems - Results and Lap Times at www.hssports.co.uk

BRITISH HISTORIC RACING

RESULT - RACE 25 - EVENT 9

Pl	No	Evt	Name	Machine	Laps	Time	MPH	Best Lap on	MPH
1	222	9	Ian VERRINDER	Norton Atlas 750	5	10:15.52	63.75	2:00.07	4 65.36

Fastest Lap

222	9	Ian VERRINDER	Norton Atlas 750	2:00.07	4	65.36
-----	---	---------------	------------------	---------	---	-------

Start Time : 12:42

Cadwell Park

30 Sep 18 13:06

Clerk of Course :

Time Issued :

Chief Timekeeper : Graham Marshall

THESE RESULTS ARE PROVISIONAL UNTIL THE CONCLUSION OF ANY JUDICIAL AND TECHNICAL MATTERS

HS Sports Timing and Results Systems - Results and Lap Times at www.hssports.co.uk

EVENTS 8, 9, 10, 14 & 22

LAP TIMES - RACE 25

3	Benjamin HEATON									
Lap	1	2	3	4	5	6	7	8	9	10
1	1:57.98	1:53.29	1:53.87	1:53.80	1:52.54					
26	Tim WOOLLEY									
Lap	1	2	3	4	5	6	7	8	9	10
1	1:56.86	1:53.16	1:54.78	1:53.23	1:51.99					
59	Daniel LEDGER									
Lap	1	2	3	4	5	6	7	8	9	10
1	1:54.27	1:50.41	1:48.86	1:48.84	1:48.43					
67	Bart REID									
Lap	1	2	3	4	5	6	7	8	9	10
1	2:09.70	2:04.93	2:04.83	2:05.15	2:04.03					
75	James LUCK									
Lap	1	2	3	4	5	6	7	8	9	10
1	1:53.70	1:48.84	1:48.73	1:49.09	1:48.76					
77	Mike SMITH									
Lap	1	2	3	4	5	6	7	8	9	10
1	1:54.78	1:48.17	1:47.36	1:47.36						
79	Tony JIMENEZ									
Lap	1	2	3	4	5	6	7	8	9	10
1	2:00.50	1:56.05	1:56.33	1:58.07	1:55.54					
108	Andrew WIDDOWSON									
Lap	1	2	3	4	5	6	7	8	9	10
1	2:00.30	1:54.17	1:56.39							
124	Robert CHAMBERS									
Lap	1	2	3	4	5	6	7	8	9	10
1	1:55.40	1:49.89	1:49.08	1:48.87	1:48.36					
139	Gareth ROBERTS									
Lap	1	2	3	4	5	6	7	8	9	10
1	2:14.35	2:11.00	2:12.35	2:11.45						
153	John CHRISTOPHER									
Lap	1	2	3	4	5	6	7	8	9	10
1	2:12.25	2:07.02	2:07.00	2:09.10	2:06.58					
156	Kevin THURSTON									
Lap	1	2	3	4	5	6	7	8	9	10
1	2:02.36	1:56.28	1:56.09	1:55.84	1:54.98					
159	David HEBB									
Lap	1	2	3	4	5	6	7	8	9	10
1	2:03.78	1:59.66	2:00.43	2:02.99	2:01.88					

166	Les WHISTON										
Lap	1	2	3	4	5	6	7	8	9	10	
1	2:06.95	2:03.37									
170	Mark SIMMONS										
Lap	1	2	3	4	5	6	7	8	9	10	
1	2:18.14	2:15.27	2:16.54	2:13.67	2:13.65						
222	Ian VERRINDER										
Lap	1	2	3	4	5	6	7	8	9	10	
1	2:05.67	2:02.79	2:02.05	2:00.07	2:00.55						
239	Mike BEVAN										
Lap	1	2	3	4	5	6	7	8	9	10	
1	1:55.84	1:49.80	1:49.73	1:50.40	1:53.08						
253	Scott HARRIS										
Lap	1	2	3	4	5	6	7	8	9	10	
1	1:58.63	1:53.93	1:50.39	1:52.54	1:52.24						
260	Richard HAWKSWORTH										
Lap	1	2	3	4	5	6	7	8	9	10	
1	2:13.22	2:10.10	2:09.62	2:09.14	2:09.74						
279	Paul JOHNSON										
Lap	1	2	3	4	5	6	7	8	9	10	
1	2:01.48	1:53.89	1:55.31	1:58.08	1:57.05						
287	Barry JONES										
Lap	1	2	3	4	5	6	7	8	9	10	
1	2:16.42	2:11.33	2:11.68	2:09.30	2:07.60						

Lap Chart

EVENTS 8, 9, 10, 14 & 22 - RACE 25

Lap 1		Lap 2		Lap 3		Lap 4		Lap 5		Lap 6		Lap 7		Lap 8		Lap 9		Lap 10	
No	Time	No	Time	No	Time	No	Time	No	Time	No	Time	No	Time	No	Time	No	Time	No	Time
59	1:55.82	75	3:44.97	75	5:33.70	77	7:22.46	75	9:11.55										
75	1:56.13	59	3:46.23	59	5:35.09	75	7:22.79	59	9:12.36										
124	1:57.29	124	3:47.18	77	5:35.10	59	7:23.93	124	9:13.49										
239	1:57.83	239	3:47.63	124	5:36.26	124	7:25.13	239	9:20.84										
26	1:59.35	77	3:47.74	239	5:37.36	239	7:27.76	26	9:32.51										
77	1:59.57	26	3:52.51	26	5:47.29	26	7:40.52	253	9:32.93										
3	2:00.69	3	3:53.98	3	5:47.85	253	7:40.69	3	9:34.19										
79	2:03.58	253	3:57.76	253	5:48.15	3	7:41.65	279	9:48.94										
108	2:03.73	108	3:57.90	279	5:53.81	279	7:51.89	156	9:49.42										
253	2:03.83	279	3:58.50	108	5:54.29	79	7:54.03	79	9:49.57										
279	2:04.61	79	3:59.63	79	5:55.96	156	7:54.44	159	10:12.59										
156	2:06.23	156	4:02.51	156	5:58.60	159	8:10.71	222	10:15.52										
159	2:07.63	159	4:07.29	159	6:07.72	222	8:14.97	67	10:33.31										
222	2:10.06	222	4:12.85	222	6:14.90	67	8:29.28	153	10:46.94										
166	2:10.73	166	4:14.10	67	6:24.13	153	8:40.36	260	10:57.10										
67	2:14.37	67	4:19.30	153	6:31.26	260	8:47.36	287	11:01.50										
153	2:17.24	153	4:24.26	260	6:38.22	287	8:53.90	170	11:24.82										
260	2:18.50	260	4:28.60	139	6:44.01	139	8:55.46												
139	2:20.66	139	4:31.66	287	6:44.60	170	9:11.17												
287	2:21.59	287	4:32.92	170	6:57.50														
170	2:25.69	170	4:40.96																

BRITISH HISTORIC RACING

EVENTS 15, 16, 17 & 23A

RESULT - RACE 26

PI	No	Evt	Name	Machine	Laps	Time	Behind	MPH	Best Lap on	MPH
1	34	17	TUER/ TUER	Morgan Racing	5	10:01.64		65.22	1:57.66	4 66.70
2	125	16	THOMAS/ WESTON ©	Yamaha TZ350	5	10:02.19	0.55	65.16	1:58.05	2 66.48
3	147	17	LISSAMAN/ LEETON	JPR BMW Moorespeed	5	10:03.45	1.81	65.03	1:58.22	3 66.38
4	46	17	BIBBY/ HEANEY	Morgan Racing	5	10:11.41	9.77	64.18	1:58.32	3 66.33
5	69	17	BOOTE/ MORRIS	Nourish MRE 950	5	10:30.04	28.40	62.28	2:03.45	2 63.57
6	42	16	STEVENSON/ BORRINGTON	BSA Broadstock 750	5	10:34.04	32.40	61.89	2:05.07	2 62.75
7	11	17	QUIRK/ CLOVER	Vincent Rapide 1272	5	10:54.30	52.66	59.97	2:06.45	5 62.06
8	30	17	REYNOLDS/ ASH	Morgan Supersports	5	10:55.34	53.70	59.88	2:06.60	5 61.99
9	31	15	WESTON/ WESTON	Triumph Thunderbird	5	10:56.77	55.13	59.75	2:08.66	2 61.00
10	27	17	HUTCHINSON/ MILLINGTON	Berkeley T60 1293	5	11:14.34	1:12.70	58.19	2:11.64	5 59.62
11	4	16	BLEACH/ DAWS	Norton Ducker Lynx	5	11:14.51	1:12.87	58.18	2:07.29	2 61.65
12	656	23a	DAVENPORT/ DAVENPORT	Aprilia RS 656	5	11:15.58	1:13.94	58.08	2:12.19	3 59.37
13	73	16	CRAWFORD/ BAXTER	BMW DRB 750	5	11:17.04	1:15.40	57.96	2:12.41	3 59.27
14	16	17	HODGSON/ PEARSON	Morgan F2	5	11:23.62	1:21.98	57.40	2:12.42	2 59.27
15	87	15	SYKES/ RUTH	BSA 1000	4	10:25.53	1 Lap	50.18	2:29.86	2 52.37
16	78	16	WICKETT/ DUPLOCK	Triumph Thunderbird	4	10:26.22	1 Lap	50.13	2:28.56	2 52.83
17	12	15	WHITTAKER/ WHITTAKER	BSA Road Rocket 650	4	10:27.37	1 Lap	50.04	2:33.85	2 51.01
<u>Not-Classified</u>										
101	17		RYDEN/ DRURY	Crick Sidecar 748	3	6:46.41	DNF	57.93	2:13.14	2 58.95
187	17		ABRAHAMS/ ABRAHAMS	Vincent Rapide 1275	2	4:05.15	DNF	64.03	1:59.33	2 65.77
70	15		BANISTER/ BANISTER	Triumph Thunderbird	1	2:23.74	DNF	54.60		0 0.00
88	17		PEARSON/ BRIDGE	Morgan Supersports	1	2:34.36	DNF	50.84		0 0.00

Fastest Lap

34 17 TUER/ TUER Morgan Racing 1:57.66 4 66.70

Start Time : 14:12

Cadwell Park

30 Sep 18 14:26

Clerk of Course :

Time Issued :

Chief Timekeeper : Graham Marshall

THESE RESULTS ARE PROVISIONAL UNTIL THE CONCLUSION OF ANY JUDICIAL AND TECHNICAL MATTERS

HS Sports Timing and Results Systems - Results and Lap Times at www.hssports.co.uk

RACE GRID

EVENTS 15, 16, 17 & 23A

RACE 26

ROW 12		
ROW 11	146 NOURISH/ THOMAS	87 02:40.690 SYKES/ RUTH
ROW 10	12 02:31.580 WHITTAKER/ WHITTAK	78 02:29.870 WICKETT/ DUPLOCK
ROW 9	88 02:18.320 PEARSON/ BRIDGE	73 02:13.610 CRAWFORD/ BAXTER
ROW 8	70 02:13.270 BANISTER/ BANISTER	31 02:10.680 WESTON/ WESTON
ROW 7	27 02:10.360 HUTCHINSON/ MILLING	656 02:10.080 DAVENPORT/ DAVENPO
ROW 6	16 02:09.520 HODGSON/ PEARSON	11 02:08.750 QUIRK/ CLOVER
ROW 5	101 02:08.660 RYDEN/ DRURY	42 02:06.720 STEVENSON/ BORRING
ROW 4	4 02:05.470 BLEACH/ DAWS	69 02:02.360 BOOTE/ MORRIS
ROW 3	197 02:00.700 DAWSON/ DAWSON	187 01:59.870 ABRAHAMS/ ABRAHAM
ROW 2	125 01:59.570 THOMAS/ WESTON ©	147 01:59.070 LISSAMAN/ LEETON
ROW 1	34 01:58.750 TUER/ TUER	46 01:57.600 BIBBY/ HEANEY

Grid Used: White Markings

POLE

BRITISH HISTORIC RACING

RESULT - RACE 26 - EVENT 15

PI	No	Evt	Name	Machine	Laps	Time	MPH	Best Lap on	MPH
1	31	15	WESTON/ WESTON	Triumph Thunderbird	5	10:56.77	59.75	2:08.66	2 61.00
2	87	15	SYKES/ RUTH	BSA 1000	4	10:25.53	50.18	2:29.86	2 52.37
3	12	15	WHITTAKER/ WHITTAKER	BSA Road Rocket 650	4	10:27.37	50.04	2:33.85	2 51.01

Not-Classified

70	15	BANISTER/ BANISTER	Triumph Thunderbird	1	2:23.74	DNF	54.60		0 0.00
----	----	--------------------	---------------------	---	---------	-----	-------	--	--------

Fastest Lap

31	15	WESTON/ WESTON	Triumph Thunderbird				2:08.66	2	61.00
----	----	----------------	---------------------	--	--	--	---------	---	-------

Start Time : 14:12

Cadwell Park

30 Sep 18 14:26

Clerk of Course :

Time Issued :

Chief Timekeeper : Graham Marshall

THESE RESULTS ARE PROVISIONAL UNTIL THE CONCLUSION OF ANY JUDICIAL AND TECHNICAL MATTERS

HS Sports Timing and Results Systems - Results and Lap Times at www.hssports.co.uk

BRITISH HISTORIC RACING

RESULT - RACE 26 - EVENT 16

PI	No	Evt	Name	Machine	Laps	Time	MPH	Best Lap on	MPH
1	125	16	THOMAS/ WESTON ©	Yamaha TZ350	5	10:02.19	65.16	1:58.05	2 66.48
2	42	16	STEVENSON/ BORRINGTON	BSA Broadstock 750	5	10:34.04	61.89	2:05.07	2 62.75
3	4	16	BLEACH/ DAWS	Norton Ducker Lynx	5	11:14.51	58.18	2:07.29	2 61.65
4	73	16	CRAWFORD/ BAXTER	BMW DRB 750	5	11:17.04	57.96	2:12.41	3 59.27
5	78	16	WICKETT/ DUPLOCK	Triumph Thunderbird	4	10:26.22	50.13	2:28.56	2 52.83

Fastest Lap

125	16	THOMAS/ WESTON ©	Yamaha TZ350	1:58.05	2	66.48
-----	----	------------------	--------------	---------	---	-------

Start Time : 14:12

Cadwell Park

30 Sep 18 14:26

Clerk of Course :

Time Issued :

Chief Timekeeper : Graham Marshall

THESE RESULTS ARE PROVISIONAL UNTIL THE CONCLUSION OF ANY JUDICIAL AND TECHNICAL MATTERS

HS Sports Timing and Results Systems - Results and Lap Times at www.hssports.co.uk

BRITISH HISTORIC RACING

RESULT - RACE 26 - EVENT 17

PI	No	Evt	Name	Machine	Laps	Time	MPH	Best Lap on	MPH
1	34	17	TUER/ TUER	Morgan Racing	5	10:01.64	65.22	1:57.66	4 66.70
2	147	17	LISSAMAN/ LEETON	JPR BMW Moorespeed	5	10:03.45	65.03	1:58.22	3 66.38
3	46	17	BIBBY/ HEANEY	Morgan Racing	5	10:11.41	64.18	1:58.32	3 66.33
4	69	17	BOOTE/ MORRIS	Nourish MRE 950	5	10:30.04	62.28	2:03.45	2 63.57
5	11	17	QUIRK/ CLOVER	Vincent Rapide 1272	5	10:54.30	59.97	2:06.45	5 62.06
6	30	17	REYNOLDS/ ASH	Morgan Supersports	5	10:55.34	59.88	2:06.60	5 61.99
7	27	17	HUTCHINSON/ MILLINGTON	Berkeley T60 1293	5	11:14.34	58.19	2:11.64	5 59.62
8	16	17	HODGSON/ PEARSON	Morgan F2	5	11:23.62	57.40	2:12.42	2 59.27

Not-Classified

101	17	RYDEN/ DRURY	Crick Sidecar 748	3	6:46.41	DNF	57.93	2:13.14	2 58.95
187	17	ABRAHAMS/ ABRAHAMS	Vincent Rapide 1275	2	4:05.15	DNF	64.03	1:59.33	2 65.77
88	17	PEARSON/ BRIDGE	Morgan Supersports	1	2:34.36	DNF	50.84		0 0.00

Fastest Lap

34	17	TUER/ TUER	Morgan Racing				1:57.66	4	66.70
----	----	------------	---------------	--	--	--	---------	---	-------

Start Time : 14:12

Cadwell Park

30 Sep 18 14:26

Clerk of Course :

Time Issued :

Chief Timekeeper : Graham Marshall

THESE RESULTS ARE PROVISIONAL UNTIL THE CONCLUSION OF ANY JUDICIAL AND TECHNICAL MATTERS

HS Sports Timing and Results Systems - Results and Lap Times at www.hssports.co.uk



RESULT - RACE 26 - EVENT 23a

PI	No	Evt	Name	Machine	Laps	Time	MPH	Best Lap on	MPH
1	656	23a	DAVENPORT/ DAVENPORT	Aprilia RS 656	5	11:15.58	58.08	2:12.19	3 59.37

Fastest Lap

656	23a	DAVENPORT/ DAVENPORT	Aprilia RS 656				2:12.19	3	59.37
-----	-----	----------------------	----------------	--	--	--	---------	---	-------

Start Time : 14:12

Cadwell Park

30 Sep 18 14:26

Clerk of Course :

Time Issued :

Chief Timekeeper : Graham Marshall

THESE RESULTS ARE PROVISIONAL UNTIL THE CONCLUSION OF ANY JUDICIAL AND TECHNICAL MATTERS

HS Sports Timing and Results Systems - Results and Lap Times at www.hssports.co.uk

EVENTS 15, 16, 17 & 23A

LAP TIMES - RACE 26

4	BLEACH/ DAWS										
	Lap	1	2	3	4	5	6	7	8	9	10
	1	2:13.89	2:07.29	2:08.21	2:10.38	2:10.99					
11	QUIRK/ CLOVER										
	Lap	1	2	3	4	5	6	7	8	9	10
	1	2:15.00	2:09.40	2:08.88	2:09.83	2:06.45					
12	WHITTAKER/ WHITTAKER										
	Lap	1	2	3	4	5	6	7	8	9	10
	1	2:34.73	2:33.85	2:37.44	2:33.89						
16	HODGSON/ PEARSON										
	Lap	1	2	3	4	5	6	7	8	9	10
	1	2:18.89	2:12.42	2:13.29	2:14.06	2:19.89					
27	HUTCHINSON/ MILLINGTON										
	Lap	1	2	3	4	5	6	7	8	9	10
	1	2:17.65	2:12.78	2:13.44	2:13.71	2:11.64					
30	REYNOLDS/ ASH										
	Lap	1	2	3	4	5	6	7	8	9	10
	1	2:15.15	2:10.66	2:07.11	2:09.25	2:06.60					
31	WESTON/ WESTON										
	Lap	1	2	3	4	5	6	7	8	9	10
	1	2:12.25	2:08.66	2:10.47	2:10.29	2:09.87					
34	TUER/ TUER										
	Lap	1	2	3	4	5	6	7	8	9	10
	1	2:04.65	1:58.98	1:57.89	1:57.66	1:59.65					
42	STEVENSON/ BORRINGTON										
	Lap	1	2	3	4	5	6	7	8	9	10
	1	2:07.91	2:05.07	2:05.93	2:05.36	2:05.63					
46	BIBBY/ HEANEY										
	Lap	1	2	3	4	5	6	7	8	9	10
	1	2:04.67	1:59.34	1:58.32	1:59.07	2:07.47					
69	BOOTE/ MORRIS										
	Lap	1	2	3	4	5	6	7	8	9	10
	1	2:07.20	2:03.45	2:06.43	2:04.43	2:04.87					
70	BANISTER/ BANISTER										
	Lap	1	2	3	4	5	6	7	8	9	10
	1	2:18.13									
73	CRAWFORD/ BAXTER										
	Lap	1	2	3	4	5	6	7	8	9	10
	1	2:15.75	2:13.61	2:12.41	2:14.31	2:15.58					

78	WICKETT/ DUPLOCK									
Lap	1	2	3	4	5	6	7	8	9	10
1	2:34.66	2:28.56	2:31.60	2:42.96						
87	SYKES/ RUTH									
Lap	1	2	3	4	5	6	7	8	9	10
1	2:31.99	2:29.86	2:44.71	2:31.14						
88	PEARSON/ BRIDGE									
Lap	1	2	3	4	5	6	7	8	9	10
1	2:26.62									
101	RYDEN/ DRURY									
Lap	1	2	3	4	5	6	7	8	9	10
1	2:14.51	2:13.14	2:14.34							
125	THOMAS/ WESTON ©									
Lap	1	2	3	4	5	6	7	8	9	10
1	2:01.23	1:58.05	1:59.86	1:58.31	2:01.57					
147	LISSAMAN/ LEETON									
Lap	1	2	3	4	5	6	7	8	9	10
1	2:03.23	1:59.07	1:58.22	1:59.73	2:00.21					
187	ABRAHAMS/ ABRAHAMS									
Lap	1	2	3	4	5	6	7	8	9	10
1	2:02.50	1:59.33								
656	DAVENPORT/ DAVENPORT									
Lap	1	2	3	4	5	6	7	8	9	10
1	2:18.24	2:12.39	2:12.19	2:13.99	2:12.77					

Lap Chart

EVENTS 15, 16, 17 & 23A - RACE 26

Lap 1		Lap 2		Lap 3		Lap 4		Lap 5		Lap 6		Lap 7		Lap 8		Lap 9		Lap 10	
No	Time	No	Time	No	Time	No	Time	No	Time	No	Time	No	Time	No	Time	No	Time	No	Time
125	2:04.40	125	4:02.45	125	6:02.31	125	8:00.62	34	10:01.64										
187	2:05.82	187	4:05.15	147	6:03.51	34	8:01.99	125	10:02.19										
147	2:06.22	147	4:05.29	34	6:04.33	147	8:03.24	147	10:03.45										
46	2:07.21	34	4:06.44	46	6:04.87	46	8:03.94	46	10:11.41										
34	2:07.46	46	4:06.55	69	6:20.74	69	8:25.17	87	10:25.53 *1										
69	2:10.86	69	4:14.31	42	6:23.05	42	8:28.41	78	10:26.22 *1										
42	2:12.05	42	4:17.12	31	6:36.61	31	8:46.90	12	10:27.37 *1										
31	2:17.48	31	4:26.14	11	6:38.02	11	8:47.85	69	10:30.04										
101	2:18.93	11	4:29.14	30	6:39.49	30	8:48.74	42	10:34.04										
11	2:19.74	101	4:32.07	101	6:46.41	73	9:01.46	11	10:54.30										
73	2:21.13	30	4:32.38	73	6:47.15	27	9:02.70	30	10:55.34										
30	2:21.72	73	4:34.74	656	6:48.82	656	9:02.81	31	10:56.77										
27	2:22.77	27	4:35.55	27	6:48.99	4	9:03.52	27	11:14.34										
70	2:23.74	16	4:36.38	16	6:49.67	16	9:03.73	4	11:14.51										
16	2:23.96	656	4:36.63	4	6:53.14			656	11:15.58										
656	2:24.24	4	4:44.93	78	7:43.26			73	11:17.04										
88	2:34.36	87	5:09.68	12	7:53.48			16	11:23.62										
4	2:37.64	78	5:11.66	87	7:54.39														
87	2:39.82	12	5:16.04																
12	2:42.19																		
78	2:43.10																		

BRITISH HISTORIC RACING

EVENTS 7 & 13

RESULT - RACE 27

PI	No	Evt	Name	Machine	Laps	Time	Behind	MPH	Best Lap on	MPH
1	77	13	Mike SMITH	Rob North BSA Rocket 3	5	8:50.27		74.00	1:44.33	3 75.22
2	200	7	James GERRARD	Norton Manx 499	5	9:30.52	40.25	68.78	1:52.33	2 69.87
3	175	13	Patrick WELCH	Rob North Trident 930	5	9:33.82	43.55	68.38	1:53.18	3 69.34
4	81	7	Mick FOX	Seeley G50	5	9:38.14	47.87	67.87	1:53.64	3 69.06
5	239	7	Mike BEVAN	Seeley G50	5	9:40.65	50.38	67.58	1:51.66	5 70.28
6	100	7	Andy HUNT	Ducati Steelcraft 450	5	9:44.78	54.51	67.10	1:54.12	5 68.77
7	117	7	John FAWCETT	Seeley G50	5	9:44.91	54.64	67.09	1:54.84	5 68.34
8	279	13	Paul JOHNSON	BMW K100	5	9:55.46	1:05.19	65.90	1:54.71	5 68.42
9	187	13	Lee WATTS	Ducati Pantah 500	5	9:55.54	1:05.27	65.89	1:56.96	3 67.10
10	257	13	Richard STUBBS	BMW R100RS	5	10:00.73	1:10.46	65.32	1:57.93	4 66.55
11	79	13	Tony JIMENEZ	Norton Atlas 750	5	10:04.56	1:14.29	64.91	1:55.70	4 67.83
12	138	13	Mike KEMP	Norton Atlas 745	5	10:05.89	1:15.62	64.76	1:55.73	5 67.81
13	264	13	Nic POWELL	Moto Guzzi 750	5	10:17.55	1:27.28	63.54	1:59.33	5 65.77
14	235	13	Graham NICHOLLS	Ducati TT2 750	5	10:18.65	1:28.38	63.43	2:00.92	5 64.90
15	13	13	Andrew JONES	Honda CB400F	5	10:18.76	1:28.49	63.42	1:58.39	3 66.29
16	222	13	Ian VERRINDER	Norton Atlas 750	5	10:19.65	1:29.38	63.33	2:00.82	5 64.96
17	260	13	Richard HAWKSWORTH	BMW K100	5	10:31.80	1:41.53	62.11	2:03.63	3 63.48
18	186	13	Sean GAUCHWIN	Triumph Rob North	5	10:31.81	1:41.54	62.11	2:02.85	3 63.88
19	26	13	Tim WOOLLEY	Rustler BSA	5	10:34.67	1:44.40	61.83	2:02.19	5 64.23
20	268	13	Mark FAIRWEATHER	BMW R100RS	5	10:41.76	1:51.49	61.14	2:04.15	5 63.21
21	122	7	Richard STOTT	Matchless G50	5	10:43.03	1:52.76	61.02	2:03.82	5 63.38
22	156	7	Kevin THURSTON	Velocette Seeley 500	5	10:46.92	1:56.65	60.66	2:03.99	5 63.30
23	68	7	Keith RILEY	BSA B50	5	10:48.59	1:58.32	60.50	2:05.16	5 62.70
24	134	7	Paul POTTER	BSA B50	5	10:50.23	1:59.96	60.35	2:06.16	5 62.21
25	154	13	Dave FITZPATRICK	Laverda Montjuic 500	4	9:22.13	1 Lap	55.84	2:17.46	2 57.09
26	139	13	Gareth ROBERTS	MV Augusta 350B	4	9:22.75	1 Lap	55.78	2:16.19	2 57.63
Not-Classified										
	155	13	Chris SALTINSTALL	Moto Guzzi Le Mans	3	5:53.44	DNF	66.61	1:55.37	2 68.02
	42	7	Tony AINLEY	Velocette Venom 499	3	6:32.66	DNF	59.96	2:07.40	2 61.60
	229	13	Robert BEVAN	Triumph Metisse 750	1	2:18.55	DNF	56.64		0 0.00
	151	13	Nigel CLARK	Moto Guzzi V7 Sport	0		Starter			
Fastest Lap										
	77	13	Mike SMITH	Rob North BSA Rocket 3					1:44.33	3 75.22

Start Time : 14:33

Cadwell Park

30 Sep 18 14:48

Clerk of Course :

Time Issued :

Chief Timekeeper : Graham Marshall

THESE RESULTS ARE PROVISIONAL UNTIL THE CONCLUSION OF ANY JUDICIAL AND TECHNICAL MATTERS

HS Sports Timing and Results Systems - Results and Lap Times at www.hssports.co.uk

RACE GRID

EVENTS 7 & 13

RACE 27

ROW 10	221 02:18.280 Oliver PRESSWOOD 28	239 - Mike BEVAN 29	
ROW 9	289 02:15.020 Peter KIRBY 25	139 02:16.910 Gareth ROBERTS 26	154 02:17.760 Dave FITZPATRICK 27
ROW 8	26 02:10.380 Tim WOOLLEY 22	171 02:11.230 Stephen JONES 23	134 02:14.840 Paul POTTER 24
ROW 7	268 02:06.400 Mark FAIRWEATHER 19	42 02:07.070 Tony AINLEY 20	122 02:07.140 Richard STOTT 21
ROW 6	229 02:02.810 Robert BEVAN 16	4 02:04.060 Ian HENSHAW 17	186 02:05.110 Sean GAUCHWIN 18
ROW 5	235 02:00.740 Graham NICHOLLS 13	260 02:00.960 Richard HAWKSWORTH 14	151 02:02.780 Nigel CLARK 15
ROW 4	187 01:56.480 Lee WATTS 10	79 01:57.290 Tony JIMENEZ 11	222 02:00.170 Ian VERRINDER 12
ROW 3	100 01:55.590 Andy HUNT 7	279 01:55.650 Paul JOHNSON 8	257 01:56.260 Richard STUBBS 9
ROW 2	155 01:53.780 Chris SALTINSTALL 4	81 01:53.850 Mick FOX 5	200 01:54.330 James GERRARD 6
ROW 1	77 01:45.220 Mike SMITH 1	175 01:52.840 Patrick WELCH 2	117 01:53.290 John FAWCETT 3

POLE

BRITISH HISTORIC RACING

RESULT - RACE 27 - EVENT 13

PI	No	Evt	Name	Machine	Laps	Time	MPH	Best Lap on	MPH
1	77	13	Mike SMITH	Rob North BSA Rocket 3	5	8:50.27	74.00	1:44.33	3 75.22
2	175	13	Patrick WELCH	Rob North Trident 930	5	9:33.82	68.38	1:53.18	3 69.34
3	279	13	Paul JOHNSON	BMW K100	5	9:55.46	65.90	1:54.71	5 68.42
4	187	13	Lee WATTS	Ducati Pantah 500	5	9:55.54	65.89	1:56.96	3 67.10
5	257	13	Richard STUBBS	BMW R100RS	5	10:00.73	65.32	1:57.93	4 66.55
6	79	13	Tony JIMENEZ	Norton Atlas 750	5	10:04.56	64.91	1:55.70	4 67.83
7	138	13	Mike KEMP	Norton Atlas 745	5	10:05.89	64.76	1:55.73	5 67.81
8	264	13	Nic POWELL	Moto Guzzi 750	5	10:17.55	63.54	1:59.33	5 65.77
9	235	13	Graham NICHOLLS	Ducati TT2 750	5	10:18.65	63.43	2:00.92	5 64.90
10	13	13	Andrew JONES	Honda CB400F	5	10:18.76	63.42	1:58.39	3 66.29
11	222	13	Ian VERRINDER	Norton Atlas 750	5	10:19.65	63.33	2:00.82	5 64.96
12	260	13	Richard HAWKSWORTH	BMW K100	5	10:31.80	62.11	2:03.63	3 63.48
13	186	13	Sean GAUCHWIN	Triumph Rob North	5	10:31.81	62.11	2:02.85	3 63.88
14	26	13	Tim WOOLLEY	Rustler BSA	5	10:34.67	61.83	2:02.19	5 64.23
15	268	13	Mark FAIRWEATHER	BMW R100RS	5	10:41.76	61.14	2:04.15	5 63.21
16	154	13	Dave FITZPATRICK	Laverda Montjuic 500	4	9:22.13	55.84	2:17.46	2 57.09
17	139	13	Gareth ROBERTS	MV Augusta 350B	4	9:22.75	55.78	2:16.19	2 57.63

Not-Classified

155	13	Chris SALTINSTALL	Moto Guzzi Le Mans	3	5:53.44	DNF	66.61	1:55.37	2 68.02
229	13	Robert BEVAN	Triumph Metisse 750	1	2:18.55	DNF	56.64		0 0.00
151	13	Nigel CLARK	Moto Guzzi V7 Sport	0		Starter			

Fastest Lap

77	13	Mike SMITH	Rob North BSA Rocket 3				1:44.33	3	75.22
----	----	------------	------------------------	--	--	--	---------	---	-------

Start Time : 14:33

Cadwell Park

30 Sep 18 14:48

Clerk of Course :

Time Issued :

Chief Timekeeper : Graham Marshall

THESE RESULTS ARE PROVISIONAL UNTIL THE CONCLUSION OF ANY JUDICIAL AND TECHNICAL MATTERS

HS Sports Timing and Results Systems - Results and Lap Times at www.hssports.co.uk

BRITISH HISTORIC RACING

RESULT - RACE 27 - EVENT 7

Pl	No	Evt	Name	Machine	Laps	Time	MPH	Best Lap on	MPH
1	200	7	James GERRARD	Norton Manx 499	5	9:30.52	68.78	1:52.33	2 69.87
2	81	7	Mick FOX	Seeley G50	5	9:38.14	67.87	1:53.64	3 69.06
3	239	7	Mike BEVAN	Seeley G50	5	9:40.65	67.58	1:51.66	5 70.28
4	100	7	Andy HUNT	Ducati Steelcraft 450	5	9:44.78	67.10	1:54.12	5 68.77
5	117	7	John FAWCETT	Seeley G50	5	9:44.91	67.09	1:54.84	5 68.34
6	122	7	Richard STOTT	Matchless G50	5	10:43.03	61.02	2:03.82	5 63.38
7	156	7	Kevin THURSTON	Velocette Seeley 500	5	10:46.92	60.66	2:03.99	5 63.30
8	68	7	Keith RILEY	BSA B50	5	10:48.59	60.50	2:05.16	5 62.70
9	134	7	Paul POTTER	BSA B50	5	10:50.23	60.35	2:06.16	5 62.21

Not-Classified

42	7	Tony AINLEY	Velocette Venom 499	3	6:32.66	DNF	59.96	2:07.40	2 61.60
----	---	-------------	---------------------	---	---------	-----	-------	---------	---------

Fastest Lap

239	7	Mike BEVAN	Seeley G50				1:51.66	5 70.28
-----	---	------------	------------	--	--	--	---------	---------

Start Time : 14:33

Cadwell Park

30 Sep 18 14:48

Clerk of Course :

Time Issued :

Chief Timekeeper : Graham Marshall

THESE RESULTS ARE PROVISIONAL UNTIL THE CONCLUSION OF ANY JUDICIAL AND TECHNICAL MATTERS

HS Sports Timing and Results Systems - Results and Lap Times at www.hssports.co.uk

EVENTS 7 & 13

LAP TIMES - RACE 27

13	Andrew JONES										
	Lap	1	2	3	4	5	6	7	8	9	10
	1	2:10.83	2:02.41	1:58.39	2:01.84	1:59.67					
26	Tim WOOLLEY										
	Lap	1	2	3	4	5	6	7	8	9	10
	1	2:14.91	2:07.04	2:02.34	2:02.51	2:02.19					
42	Tony AINLEY										
	Lap	1	2	3	4	5	6	7	8	9	10
	1	2:12.24	2:07.40	2:07.97							
68	Keith RILEY										
	Lap	1	2	3	4	5	6	7	8	9	10
	1	2:15.30	2:07.93	2:07.06	2:06.20	2:05.16					
77	Mike SMITH										
	Lap	1	2	3	4	5	6	7	8	9	10
	1	1:49.36	1:44.86	1:44.33	1:44.57	1:45.70					
79	Tony JIMENEZ										
	Lap	1	2	3	4	5	6	7	8	9	10
	1	2:08.92	1:58.65	1:58.21	1:55.70	1:56.68					
81	Mick FOX										
	Lap	1	2	3	4	5	6	7	8	9	10
	1	1:57.84	1:53.73	1:53.64	1:55.20	1:55.01					
100	Andy HUNT										
	Lap	1	2	3	4	5	6	7	8	9	10
	1	2:00.10	1:55.24	1:56.20	1:56.22	1:54.12					
117	John FAWCETT										
	Lap	1	2	3	4	5	6	7	8	9	10
	1	1:59.93	1:55.45	1:56.44	1:55.90	1:54.84					
122	Richard STOTT										
	Lap	1	2	3	4	5	6	7	8	9	10
	1	2:12.43	2:07.28	2:07.63	2:06.48	2:03.82					
134	Paul POTTER										
	Lap	1	2	3	4	5	6	7	8	9	10
	1	2:14.06	2:09.33	2:07.26	2:07.52	2:06.16					
138	Mike KEMP										
	Lap	1	2	3	4	5	6	7	8	9	10
	1	2:06.96	2:00.60	1:59.18	1:57.04	1:55.73					
139	Gareth ROBERTS										
	Lap	1	2	3	4	5	6	7	8	9	10
	1	2:20.41	2:16.19	2:17.61	2:19.37						

154	Dave FITZPATRICK									
Lap	1	2	3	4	5	6	7	8	9	10
1	2:21.06	2:17.46	2:17.85	2:19.18						
155	Chris SALTINSTALL									
Lap	1	2	3	4	5	6	7	8	9	10
1	1:59.40	1:55.37	1:56.36							
156	Kevin THURSTON									
Lap	1	2	3	4	5	6	7	8	9	10
1	2:14.53	2:08.04	2:06.69	2:06.48	2:03.99					
175	Patrick WELCH									
Lap	1	2	3	4	5	6	7	8	9	10
1	1:57.75	1:53.61	1:53.18	1:53.30	1:53.86					
186	Sean GAUCHWIN									
Lap	1	2	3	4	5	6	7	8	9	10
1	2:09.09	2:05.95	2:02.85	2:04.09	2:04.92					
187	Lee WATTS									
Lap	1	2	3	4	5	6	7	8	9	10
1	2:02.07	1:58.59	1:56.96	1:57.18	1:56.99					
200	James GERRARD									
Lap	1	2	3	4	5	6	7	8	9	10
1	1:56.13	1:52.33	1:52.64	1:52.44	1:54.16					
222	Ian VERRINDER									
Lap	1	2	3	4	5	6	7	8	9	10
1	2:09.08	2:01.78	2:01.94	2:02.08	2:00.82					
229	Robert BEVAN									
Lap	1	2	3	4	5	6	7	8	9	10
1	2:13.89									
235	Graham NICHOLLS									
Lap	1	2	3	4	5	6	7	8	9	10
1	2:06.68	2:02.64	2:02.39	2:01.75	2:00.92					
239	Mike BEVAN									
Lap	1	2	3	4	5	6	7	8	9	10
1	1:57.75	1:54.29	1:56.46	1:54.82	1:51.66					
257	Richard STUBBS									
Lap	1	2	3	4	5	6	7	8	9	10
1	2:01.30	2:00.03	1:59.19	1:57.93	1:58.98					
260	Richard HAWKSWORTH									
Lap	1	2	3	4	5	6	7	8	9	10
1	2:08.46	2:05.82	2:03.63	2:04.01	2:05.64					
264	Nic POWELL									
Lap	1	2	3	4	5	6	7	8	9	10
1	2:09.12	2:02.25	1:59.41	2:01.17	1:59.33					

268 Mark FAIRWEATHER

Lap	1	2	3	4	5	6	7	8	9	10
1	2:14.27	2:06.37	2:06.83	2:04.92	2:04.15					

279 Paul JOHNSON

Lap	1	2	3	4	5	6	7	8	9	10
1	2:05.50	1:59.13	1:57.05	1:55.71	1:54.71					

Lap Chart

EVENTS 7 & 13 - RACE 27

Lap 1		Lap 2		Lap 3		Lap 4		Lap 5		Lap 6		Lap 7		Lap 8		Lap 9		Lap 10	
No	Time	No	Time	No	Time	No	Time	No	Time	No	Time	No	Time	No	Time	No	Time	No	Time
77	1:50.81	77	3:35.67	77	5:20.00	77	7:04.57	77	8:50.27										
200	1:58.95	200	3:51.28	200	5:43.92	200	7:36.36	154	9:22.13 *1										
175	1:59.87	175	3:53.48	175	5:46.66	175	7:39.96	139	9:22.75 *1										
81	2:00.56	81	3:54.29	81	5:47.93	81	7:43.13	200	9:30.52										
155	2:01.71	155	3:57.08	155	5:53.44	239	7:48.99	175	9:33.82										
117	2:02.28	239	3:57.71	239	5:54.17	117	7:50.07	81	9:38.14										
100	2:03.00	117	3:57.73	117	5:54.17	100	7:50.66	239	9:40.65										
239	2:03.42	100	3:58.24	100	5:54.44	187	7:58.55	100	9:44.78										
257	2:04.60	187	4:04.41	187	6:01.37	279	8:00.75	117	9:44.91										
187	2:05.82	257	4:04.63	257	6:03.82	257	8:01.75	279	9:55.46										
279	2:08.86	279	4:07.99	279	6:05.04	79	8:07.88	187	9:55.54										
235	2:10.95	235	4:13.59	79	6:12.18	138	8:10.16	257	10:00.73										
260	2:12.70	138	4:13.94	138	6:13.12	235	8:17.73	79	10:04.56										
222	2:13.03	79	4:13.97	235	6:15.98	264	8:18.22	138	10:05.89										
138	2:13.34	222	4:14.81	222	6:16.75	222	8:18.83	264	10:17.55										
186	2:14.00	264	4:17.64	264	6:17.05	13	8:19.09	235	10:18.65										
79	2:15.32	260	4:18.52	13	6:17.25	260	8:26.16	13	10:18.76										
264	2:15.39	13	4:18.86	260	6:22.15	186	8:26.89	222	10:19.65										
13	2:16.45	186	4:19.95	186	6:22.80	26	8:32.48	260	10:31.80										
42	2:17.29	42	4:24.69	26	6:29.97	268	8:37.61	186	10:31.81										
122	2:17.82	122	4:25.10	42	6:32.66	122	8:39.21	26	10:34.67										
229	2:18.55	268	4:25.86	268	6:32.69	156	8:42.93	268	10:41.76										
268	2:19.49	26	4:27.63	122	6:32.73	68	8:43.43	122	10:43.03										
134	2:19.96	134	4:29.29	156	6:36.45	134	8:44.07	156	10:46.92										
26	2:20.59	156	4:29.76	134	6:36.55			68	10:48.59										
156	2:21.72	68	4:30.17	68	6:37.23			134	10:50.23										
68	2:22.24	154	4:45.10	154	7:02.95														
154	2:27.64	139	4:45.77	139	7:03.38														
139	2:29.58																		



EVENT 50 - BONHAMS AUCTIONEERS CHAMPIONSHIP

RESULT - RACE 28

PI	No	Evt	Name	Machine	Laps	Time	Behind	MPH	Best Lap on	MPH
1	26	50	Tim WOOLLEY	Rob North Rocket 3	5	9:35.10		68.23	1:52.89	3 69.52
2	138	50	Mike KEMP	Norton Atlas 745	5	9:53.50	18.40	66.12	1:56.69	2 67.26
3	264	50	Nic POWELL	Moto Guzzi 750	5	10:01.94	26.84	65.19	1:56.18	5 67.55
4	260	50	Richard HAWKSWORTH	BMW K100	5	10:03.44	28.34	65.03	1:58.44	5 66.26
5	222	50	Ian VERRINDER	Norton Atlas 750	5	10:13.54	38.44	63.96	2:00.32	2 65.23
6	151	50	Nigel CLARK	Moto Guzzi V7 Sport	5	10:15.17	40.07	63.79	2:00.10	5 65.35
7	153	50	John CHRISTOPHER	Harris Husaberg 640	5	10:29.12	54.02	62.37	2:02.57	3 64.03
8	87	50	Shaun MULLIGAN	Yamaha SR500	5	10:33.53	58.43	61.94	2:03.95	5 63.32
9	110	50	Tony RAYNOR	Matchless G50	5	11:01.28	1:26.18	59.34	2:09.19	5 60.75
10	44	50	Michael HARRISON	Seeley Goldstar 499	5	11:12.27	1:37.17	58.37	2:10.79	4 60.00
11	171	50	Stephen JONES	Ducati Pantah 500SL	5	11:13.39	1:38.29	58.27	2:10.50	5 60.14
12	115	50	Roger MOSS	Scott Flying Squirrel	5	11:15.32	1:40.22	58.11	2:10.98	4 59.92
13	68	50	Keith RILEY	Velocette KSS 348	5	11:18.69	1:43.59	57.82	2:13.11	4 58.96

Not-Classified

257	50	Richard STUBBS	BMW R100RS	1	2:02.37	DNF	64.13		0	0.00
287	50	Barry JONES	Kawasaki Z1000J	1	2:18.94	DNF	56.48		0	0.00

Fastest Lap

26	50	Tim WOOLLEY	Rob North Rocket 3					1:52.89	3	69.52
----	----	-------------	--------------------	--	--	--	--	---------	---	-------

Start Time : 14:52

Cadwell Park

30 Sep 18 15:04

Clerk of Course :

Time Issued :

Chief Timekeeper : Graham Marshall

THESE RESULTS ARE PROVISIONAL UNTIL THE CONCLUSION OF ANY JUDICIAL AND TECHNICAL MATTERS

HS Sports Timing and Results Systems - Results and Lap Times at www.hssports.co.uk

EVENT 50 - BONHAMS AUCTIONEERS CHAMPIONSHIP

LAP TIMES - RACE 28

26	Tim WOOLLEY										
	Lap	1	2	3	4	5	6	7	8	9	10
	1	1:58.36	1:53.10	1:52.89	1:54.06	1:54.42					
44	Michael HARRISON										
	Lap	1	2	3	4	5	6	7	8	9	10
	1	2:18.01	2:14.02	2:13.41	2:10.79	2:11.31					
68	Keith RILEY										
	Lap	1	2	3	4	5	6	7	8	9	10
	1	2:19.95	2:14.77	2:13.58	2:13.11	2:13.29					
87	Shaun MULLIGAN										
	Lap	1	2	3	4	5	6	7	8	9	10
	1	2:11.68	2:05.72	2:04.75	2:05.12	2:03.95					
110	Tony RAYNOR										
	Lap	1	2	3	4	5	6	7	8	9	10
	1	2:15.52	2:13.25	2:09.55	2:09.44	2:09.19					
115	Roger MOSS										
	Lap	1	2	3	4	5	6	7	8	9	10
	1	2:18.55	2:12.24	2:13.51	2:10.98	2:13.87					
138	Mike KEMP										
	Lap	1	2	3	4	5	6	7	8	9	10
	1	2:02.87	1:56.69	1:56.87	1:57.37	1:57.01					
151	Nigel CLARK										
	Lap	1	2	3	4	5	6	7	8	9	10
	1	2:05.53	2:01.71	2:02.24	2:00.96	2:00.10					
153	John CHRISTOPHER										
	Lap	1	2	3	4	5	6	7	8	9	10
	1	2:09.52	2:05.09	2:02.57	2:03.51	2:03.65					
171	Stephen JONES										
	Lap	1	2	3	4	5	6	7	8	9	10
	1	2:15.93	2:13.52	2:16.29	2:13.56	2:10.50					
222	Ian VERRINDER										
	Lap	1	2	3	4	5	6	7	8	9	10
	1	2:02.30	2:00.32	2:01.61	2:02.39	2:02.15					
257	Richard STUBBS										
	Lap	1	2	3	4	5	6	7	8	9	10
	1	2:00.38									
260	Richard HAWKSWORTH										
	Lap	1	2	3	4	5	6	7	8	9	10
	1	2:02.87	2:00.27	2:00.33	1:59.50	1:58.44					

264 Nic POWELL

Lap	1	2	3	4	5	6	7	8	9	10
1	2:05.23	1:59.49	1:58.84	2:00.82	1:56.18					

287 Barry JONES

Lap	1	2	3	4	5	6	7	8	9	10
1	2:15.03									

Lap Chart

EVENT 50 - BONHAMS AUCTIONEERS CHAMPIONSHIP - RACE 28

Lap 1		Lap 2		Lap 3		Lap 4		Lap 5		Lap 6		Lap 7		Lap 8		Lap 9		Lap 10	
No	Time	No	Time	No	Time	No	Time	No	Time	No	Time	No	Time	No	Time	No	Time	No	Time
26	2:00.63	26	3:53.73	26	5:46.62	26	7:40.68	26	9:35.10										
257	2:02.37	138	4:02.25	138	5:59.12	138	7:56.49	138	9:53.50										
260	2:04.90	260	4:05.17	264	6:04.94	260	8:05.00	264	10:01.94										
138	2:05.56	264	4:06.10	260	6:05.50	264	8:05.76	260	10:03.44										
264	2:06.61	222	4:07.39	222	6:09.00	222	8:11.39	222	10:13.54										
222	2:07.07	151	4:11.87	151	6:14.11	151	8:15.07	151	10:15.17										
151	2:10.16	153	4:19.39	153	6:21.96	153	8:25.47	153	10:29.12										
87	2:13.99	87	4:19.71	87	6:24.46	87	8:29.58	87	10:33.53										
153	2:14.30	171	4:33.04	110	6:42.65	110	8:52.09	110	11:01.28										
287	2:18.94	110	4:33.10	171	6:49.33	44	9:00.96	44	11:12.27										
171	2:19.52	44	4:36.76	44	6:50.17	115	9:01.45	171	11:13.39										
110	2:19.85	115	4:36.96	115	6:50.47	171	9:02.89	115	11:15.32										
44	2:22.74	68	4:38.71	68	6:52.29	68	9:05.40	68	11:18.69										
68	2:23.94																		
115	2:24.72																		

BRITISH HISTORIC RACING

EVENTS 2, 3, 5, 14 & 23

RESULT - RACE 29

PI	No	Evt	Name	Machine	Laps	Time	Behind	MPH	Best Lap on	MPH
1	60	5	Richard HAWKINS	Ducati MKIII 349	5	9:36.85		68.02	1:53.67	2 69.04
2	100	3	Andy HUNT	Ducati Steelcraft 250	5	10:02.45	25.60	65.13	1:59.30	3 65.78
3	84	5	Peter CARROLL	Aermacchi Metisse 350	5	10:07.51	30.66	64.59	1:58.86	5 66.03
4	33	23	Mike POWELL	BSA Bantam 125	5	10:09.80	32.95	64.35	1:58.80	5 66.06
5	94	3	Geoff MILLS	Ducati Harrison 250	5	10:09.90	33.05	64.34	1:58.78	5 66.07
6	129	3	Charles DAVIES	Honda CB450	5	10:17.60	40.75	63.54	2:00.67	4 65.04
7	56	3	Matthew HEBB	Ducati MKIII 250	5	10:18.01	41.16	63.49	1:59.04	5 65.93
8	134	5	Paul POTTER	BSA B50	5	10:20.27	43.42	63.26	2:00.65	4 65.05
9	148	23	Reg SQUIRE	Honda RS 125	5	10:50.66	1:13.81	60.31	2:07.73	2 61.44
10	248	3	Andrew PIGGOTT	Ducati MKIII 250	5	11:08.48	1:31.63	58.70	2:11.05	5 59.89
11	259	3	Richard BOOL	Ducati MKI 250	5	11:09.43	1:32.58	58.62	2:10.46	5 60.16
12	295	MZ	Charles OLLIS	MZ Supa5 250	4	9:51.11	1 Lap	53.11	2:21.63	3 55.41
13	231	MZ	Philip SMITH	MZ TZ 250/1	4	10:19.73	1 Lap	50.65	2:32.40	2 51.50

Not-Classified

57	5	Jack SCRIVENER	Aermacchi Drixton 350	2	4:18.39	DNF	60.75	2:06.16	2 62.21
----	---	----------------	-----------------------	---	---------	-----	-------	---------	---------

Fastest Lap

60	5	Richard HAWKINS	Ducati MKIII 349					1:53.67	2 69.04
----	---	-----------------	------------------	--	--	--	--	---------	---------

Start Time : 15:26

Cadwell Park

30 Sep 18 15:44


Clerk of Course :

Time Issued :

Chief Timekeeper : Graham Marshall

THESE RESULTS ARE PROVISIONAL UNTIL THE CONCLUSION OF ANY JUDICIAL AND TECHNICAL MATTERS

HS Sports Timing and Results Systems - Results and Lap Times at www.hssports.co.uk




RACE GRID



EVENTS 2, 3, 5, 14 & 23

RACE 29

ROW 5	259 02:14.180 Richard BOOL 13	295 02:18.260 Charles OLLIS 14	220 02:41.160 Peter GREIG 15
ROW 4	148 02:04.760 Reg SQUIRE 10	24 02:09.460 Joao QUINTANEIRO 11	248 02:10.680 Andrew PIGGOTT 12
ROW 3	129 02:00.800 Charles DAVIES 7	57 02:01.630 Jack SCRIVENER 8	290 02:02.530 Paul MEADOWS 9
ROW 2	56 01:58.590 Matthew HEBB 4	94 01:59.480 Geoff MILLS 5	33 02:00.540 Mike POWELL 6
ROW 1	60 01:53.200 Richard HAWKINS 1	84 01:57.240 Peter CARROLL 2	100 01:58.130 Andy HUNT 3
POLE			



BRITISH HISTORIC RACING

RESULT - RACE 29 - EVENT 23

Pl	No	Evt	Name	Machine	Laps	Time	MPH	Best Lap on	MPH
1	33	23	Mike POWELL	BSA Bantam 125	5	10:09.80	64.35	1:58.80	5 66.06
2	148	23	Reg SQUIRE	Honda RS 125	5	10:50.66	60.31	2:07.73	2 61.44

Fastest Lap

33	23	Mike POWELL	BSA Bantam 125	1:58.80	5	66.06
----	----	-------------	----------------	---------	---	-------

Start Time : 15:26

Cadwell Park

30 Sep 18 15:44

Clerk of Course :

Time Issued :

Chief Timekeeper : Graham Marshall

THESE RESULTS ARE PROVISIONAL UNTIL THE CONCLUSION OF ANY JUDICIAL AND TECHNICAL MATTERS

HS Sports Timing and Results Systems - Results and Lap Times at www.hssports.co.uk

BRITISH HISTORIC RACING

RESULT - RACE 29 - EVENT 3

PI	No	Evt	Name	Machine	Laps	Time	MPH	Best Lap on	MPH
1	100	3	Andy HUNT	Ducati Steelcraft 250	5	10:02.45	65.13	1:59.30	3 65.78
2	94	3	Geoff MILLS	Ducati Harrison 250	5	10:09.90	64.34	1:58.78	5 66.07
3	129	3	Charles DAVIES	Honda CB450	5	10:17.60	63.54	2:00.67	4 65.04
4	56	3	Matthew HEBB	Ducati MKIII 250	5	10:18.01	63.49	1:59.04	5 65.93
5	248	3	Andrew PIGGOTT	Ducati MKIII 250	5	11:08.48	58.70	2:11.05	5 59.89
6	259	3	Richard BOOL	Ducati MKI 250	5	11:09.43	58.62	2:10.46	5 60.16

Fastest Lap

94 3 Geoff MILLS Ducati Harrison 250 1:58.78 5 66.07

Start Time : 15:26

Cadwell Park

30 Sep 18 15:44

Clerk of Course :

Time Issued :

Chief Timekeeper : Graham Marshall

THESE RESULTS ARE PROVISIONAL UNTIL THE CONCLUSION OF ANY JUDICIAL AND TECHNICAL MATTERS

HS Sports Timing and Results Systems - Results and Lap Times at www.hssports.co.uk

BRITISH HISTORIC RACING

RESULT - RACE 29 - EVENT 5

Pl	No	Evt	Name	Machine	Laps	Time	MPH	Best Lap on	MPH
1	60	5	Richard HAWKINS	Ducati MKIII 349	5	9:36.85	68.02	1:53.67	2 69.04
2	84	5	Peter CARROLL	Aermacchi Metisse 350	5	10:07.51	64.59	1:58.86	5 66.03
3	134	5	Paul POTTER	BSA B50	5	10:20.27	63.26	2:00.65	4 65.05

Not-Classified

57	5	Jack SCRIVENER	Aermacchi Drixton 350	2	4:18.39	DNF	60.75	2:06.16	2 62.21
----	---	----------------	-----------------------	---	---------	-----	-------	---------	---------

Fastest Lap

60	5	Richard HAWKINS	Ducati MKIII 349				1:53.67	2 69.04
----	---	-----------------	------------------	--	--	--	---------	---------

Start Time : 15:26

Cadwell Park

30 Sep 18 15:44

Clerk of Course :

Time Issued :

Chief Timekeeper : Graham Marshall

THESE RESULTS ARE PROVISIONAL UNTIL THE CONCLUSION OF ANY JUDICIAL AND TECHNICAL MATTERS

HS Sports Timing and Results Systems - Results and Lap Times at www.hssports.co.uk



RESULT - RACE 29 - EVENT MZ

PI	No	Evt	Name	Machine	Laps	Time	MPH	Best Lap on	MPH
1	295	MZ	Charles OLLIS	MZ Supa5 250	4	9:51.11	53.11	2:21.63	3 55.41
2	231	MZ	Philip SMITH	MZ TZ 250/1	4	10:19.73	50.65	2:32.40	2 51.50

Fastest Lap

295 MZ Charles OLLIS MZ Supa5 250 2:21.63 3 55.41

Start Time : 15:26

Cadwell Park

30 Sep 18 15:44

Clerk of Course :

Time Issued :

Chief Timekeeper : Graham Marshall

THESE RESULTS ARE PROVISIONAL UNTIL THE CONCLUSION OF ANY JUDICIAL AND TECHNICAL MATTERS

HS Sports Timing and Results Systems - Results and Lap Times at www.hssports.co.uk

EVENTS 2, 3, 5, 14 & 23

LAP TIMES - RACE 29

33	Mike POWELL										
	Lap	1	2	3	4	5	6	7	8	9	10
	1	2:08.26	2:00.21	1:59.23	1:59.45	1:58.80					
56	Matthew HEBB										
	Lap	1	2	3	4	5	6	7	8	9	10
	1	2:10.58	2:02.17	2:02.77	2:00.70	1:59.04					
57	Jack SCRIVENER										
	Lap	1	2	3	4	5	6	7	8	9	10
	1	2:08.56	2:06.16								
60	Richard HAWKINS										
	Lap	1	2	3	4	5	6	7	8	9	10
	1	1:58.29	1:53.67	1:53.87	1:54.72	1:54.72					
84	Peter CARROLL										
	Lap	1	2	3	4	5	6	7	8	9	10
	1	2:05.08	2:00.86	2:00.28	1:59.50	1:58.86					
94	Geoff MILLS										
	Lap	1	2	3	4	5	6	7	8	9	10
	1	2:10.14	1:59.33	1:59.51	1:59.21	1:58.78					
100	Andy HUNT										
	Lap	1	2	3	4	5	6	7	8	9	10
	1	2:01.23	1:59.51	1:59.30	1:59.32	2:00.81					
129	Charles DAVIES										
	Lap	1	2	3	4	5	6	7	8	9	10
	1	2:09.70	2:02.50	2:00.80	2:00.67	2:00.72					
134	Paul POTTER										
	Lap	1	2	3	4	5	6	7	8	9	10
	1	2:09.28	2:02.04	2:02.79	2:00.65	2:01.76					
148	Reg SQUIRE										
	Lap	1	2	3	4	5	6	7	8	9	10
	1	2:11.41	2:07.73	2:08.82	2:09.28	2:09.10					
231	Philip SMITH										
	Lap	1	2	3	4	5	6	7	8	9	10
	1	2:34.20	2:32.40	2:34.17	2:33.77						
248	Andrew PIGGOTT										
	Lap	1	2	3	4	5	6	7	8	9	10
	1	2:16.45	2:12.19	2:13.05	2:11.27	2:11.05					
259	Richard BOOL										
	Lap	1	2	3	4	5	6	7	8	9	10
	1	2:15.84	2:12.32	2:13.22	2:13.05	2:10.46					

295 Charles OLLIS

Lap	1	2	3	4	5	6	7	8	9	10
1	2:34.94	2:27.34	2:21.63	2:22.14						

Lap Chart

EVENTS 2, 3, 5, 14 & 23 - RACE 29

Lap 1		Lap 2		Lap 3		Lap 4		Lap 5		Lap 6		Lap 7		Lap 8		Lap 9		Lap 10	
No	Time	No	Time	No	Time	No	Time	No	Time	No	Time	No	Time	No	Time	No	Time	No	Time
60	1:59.87	60	3:53.54	60	5:47.41	60	7:42.13	60	9:36.85										
100	2:03.51	100	4:03.02	100	6:02.32	231	7:45.96 *1	295	9:51.11 *1										
84	2:08.01	84	4:08.87	84	6:09.15	100	8:01.64	100	10:02.45										
33	2:12.11	33	4:12.32	33	6:11.55	84	8:08.65	84	10:07.51										
57	2:12.23	94	4:12.40	94	6:11.91	33	8:11.00	33	10:09.80										
129	2:12.91	134	4:15.07	129	6:16.21	94	8:11.12	94	10:09.90										
134	2:13.03	129	4:15.41	134	6:17.86	129	8:16.88	129	10:17.60										
94	2:13.07	56	4:15.50	56	6:18.27	134	8:18.51	56	10:18.01										
56	2:13.33	57	4:18.39	148	6:32.28	56	8:18.97	231	10:19.73 *1										
148	2:15.73	148	4:23.46	259	6:45.92	148	8:41.56	134	10:20.27										
259	2:20.38	259	4:32.70	248	6:46.16	248	8:57.43	148	10:50.66										
248	2:20.92	248	4:33.11	295	7:28.97	259	8:58.97	248	11:08.48										
231	2:39.39	295	5:07.34					259	11:09.43										
295	2:40.00	231	5:11.79																



ACU BRITISH SCOOTER STOCK CHAMPIONSHIP

RESULT - RACE 30

PI	No	Evt	Name	Machine	Laps	Time	Behind	MPH	Best Lap on	MPH
1	3	SP	Lee BAMBER	Lambretta GP 200	5	10:14.11		63.90	2:00.00	3 65.40
2	86	G4	Jason METIVIER	Lambretts GP200	5	10:14.65	0.54	63.84	2:01.19	3 64.76
3	16	G4	Chris GEYTON	Lambretta GP 210	5	10:15.20	1.09	63.78	2:00.41	3 65.18
4	63	G4	David BRISTOW	Lambretta Hornet GP	5	10:18.98	4.87	63.39	2:01.37	3 64.66
5	2	SP	Justin PRICE	Lambretta GP 200	5	10:29.48	15.37	62.34	2:04.27	2 63.15
6	47	SP	Graham TATTON	Lambretta SX 200	5	10:39.16	25.05	61.39	2:03.79	2 63.40
7	69	SP	Michael BONETT	Lambretta SX 200	5	10:43.58	29.47	60.97	2:02.32	2 64.16
8	6	SP	Stewart MCKENZIE	Vespa PX 210	5	10:46.37	32.26	60.71	2:07.28	4 61.66
9	28	AP	Stephen WRIGHT	Gilera Runner PSN 180	5	10:49.34	35.23	60.43	2:07.15	4 61.72
10	4	AP	Stephen GRAVES	Scomadi Retrotech 200	5	10:51.66	37.55	60.22	2:07.79	4 61.41
11	18	G4	Dan LEWIS	Lambretta GP 200	5	10:58.16	44.05	59.62	2:08.59	2 61.03
12	46	SP	David DELANEY	Vespa 90ss 132	5	11:02.94	48.83	59.19	2:10.71	2 60.04
13	41	SP	Stuart DAY	Lambretta GP 200	5	11:07.47	53.36	58.79	2:10.36	3 60.20
14	135	G4	Peter MOLKINTHIN	Lambretta GP 200	5	11:11.08	56.97	58.47	2:12.12	5 59.40
15	36	AP	Nikita McNALLY	Piaggio Zip 90	5	11:12.55	58.44	58.35	2:10.85	3 59.98
16	11	SP	Keith TERRY	Lambretta JB 200	5	11:19.39	1:05.28	57.76	2:12.93	5 59.04
17	12	SP	Jeremy STEEL	Lambretta GP 200	5	11:19.42	1:05.31	57.76	2:12.94	5 59.03
18	116	AP	Shaun FAIRHEAD	Scomadi TL200	5	11:19.78	1:05.67	57.72	2:12.20	4 59.36
19	109	G4	Paul FITZGERALD	Lambretta GP 200	5	11:21.44	1:07.33	57.58	2:12.08	3 59.42
20	78	SP	Barry BRAITHEWAITE	Lambretta GP200	5	11:22.76	1:08.65	57.47	2:14.24	2 58.46
21	98	SP	Zack TINGLE	Scomadi TL200	5	11:23.11	1:09.00	57.44	2:13.65	3 58.72
22	92	G4	Tim SIMPSON	Lambretta GP 200	5	11:23.15	1:09.04	57.44	2:12.36	3 59.29
23	131	G4	Drew DUNCAN	Lambretta Jet 200	5	11:23.20	1:09.09	57.44	2:11.47	5 59.69
24	74	SP	Bob WEST	Lambretta SRP 200	5	11:23.37	1:09.26	57.42	2:12.52	3 59.22
25	52	AP	John WOODS	Scomadi TL200	5	11:24.16	1:10.05	57.36	2:13.49	3 58.79
26	40	AP	Lee GILES	Scomadi 200	5	11:24.26	1:10.15	57.35	2:13.15	4 58.94
27	64	SP	Pat WICKHAM	Lambretta GP 200	5	11:34.90	1:20.79	56.47	2:13.15	3 58.94
28	29	SP	Robert FIELDER	Vespa PX 166	5	12:08.15	1:54.04	53.89	2:22.44	5 55.10
29	83	SP	Jeremy CREW	Lambretta GP 150	5	12:14.64	2:00.53	53.41	2:21.81	2 55.34
30	42	SP	Ceri HODGETTS	Lambretta	4	10:31.35	1 Lap	49.72	2:34.65	4 50.75

Not-Classified

68	G4	Shaun NICKELLS	JPS Lambretta 198	1	2:30.45	DNF	52.16	0	0.00
----	----	----------------	-------------------	---	---------	-----	-------	---	------

Fastest Lap

3	SP	Lee BAMBER	Lambretta GP 200				2:00.00	3	65.40
---	----	------------	------------------	--	--	--	---------	---	-------

Start Time : 15:43

Cadwell Park

30 Sep 18 15:56

Clerk of Course :

Time Issued :

Chief Timekeeper : Graham Marshall

THESE RESULTS ARE PROVISIONAL UNTIL THE CONCLUSION OF ANY JUDICIAL AND TECHNICAL MATTERS

HS Sports Timing and Results Systems - Results and Lap Times at www.hssports.co.uk

RACE GRID

ACU BRITISH SCOOTER STOCK CHAMPIONSHIP

RACES 10, 20 & 30

ROW 11	29 02:23.180 Robert FIELDER 31	42 02:54.960 Ceri HODGETTS 32	36 - Nikita McNALLY 33
ROW 10	109 02:18.120 Paul FITZGERALD 28	40 02:20.030 Lee GILES 29	44 02:20.340 Mark CLIPSTONE 30
ROW 9	92 02:16.480 Tim SIMPSON 25	83 02:16.560 Jeremy CREW 26	131 02:17.990 Drew DUNCAN 27
ROW 8	68 02:14.470 Shaun NICKELLS 22	116 02:14.870 Shaun FAIRHEAD 23	52 02:14.960 John WOODS 24
ROW 7	98 02:11.740 Zack TINGLE 19	78 02:11.810 Barry BRAITHEWAITE 20	11 02:12.850 Keith TERRY 21
ROW 6	64 02:11.650 Pat WICKHAM 16	135 02:11.680 Peter MOLKINTHIN 17	12 02:11.740 Jeremy STEEL 18
ROW 5	6 02:09.850 Stewart MCKENZIE 13	41 02:11.060 Stuart DAY 14	74 02:11.480 Bob WEST 15
ROW 4	30 02:06.190 Christopher COOK 10	18 02:07.880 Dan LEWIS 11	46 02:07.890 David DELANEY 12
ROW 3	47 02:03.670 Graham TATTON 7	28 02:04.770 Stephen WRIGHT 8	4 02:05.280 Stephen GRAVES 9
ROW 2	16 02:02.830 Chris GEYTON 4	63 02:02.900 David BRISTOW 5	69 02:03.020 Michael BONETT 6
ROW 1	2 02:01.900 Justin PRICE 1	3 02:02.070 Lee BAMBER 2	86 02:02.510 Jason METIVIER 3

POLE



ACU BRITISH SCOOTER STOCK CHAMPIONSHIP

RESULT - RACE 30 - EVENT G4

PI	No	Evt	Name	Machine	Laps	Time	MPH	Best Lap on	MPH
1	86	G4	Jason METIVIER	Lambretts GP200	5	10:14.65	63.84	2:01.19	3 64.76
2	16	G4	Chris GEYTON	Lambretta GP 210	5	10:15.20	63.78	2:00.41	3 65.18
3	63	G4	David BRISTOW	Lambretta Hornet GP	5	10:18.98	63.39	2:01.37	3 64.66
4	18	G4	Dan LEWIS	Lambretta GP 200	5	10:58.16	59.62	2:08.59	2 61.03
5	135	G4	Peter MOLKINTHIN	Lambretta GP 200	5	11:11.08	58.47	2:12.12	5 59.40
6	109	G4	Paul FITZGERALD	Lambretta GP 200	5	11:21.44	57.58	2:12.08	3 59.42
7	92	G4	Tim SIMPSON	Lambretta GP 200	5	11:23.15	57.44	2:12.36	3 59.29
8	131	G4	Drew DUNCAN	Lambretta Jet 200	5	11:23.20	57.44	2:11.47	5 59.69

Not-Classified

68	G4	Shaun NICKELLS	JPS Lambretta 198	1	2:30.45	DNF	52.16	0	0.00
----	----	----------------	-------------------	---	---------	-----	-------	---	------

Fastest Lap

16	G4	Chris GEYTON	Lambretta GP 210				2:00.41	3	65.18
----	----	--------------	------------------	--	--	--	---------	---	-------

Start Time : 15:43

Cadwell Park

30 Sep 18 15:56

Clerk of Course :

Time Issued :

Chief Timekeeper : Graham Marshall

THESE RESULTS ARE PROVISIONAL UNTIL THE CONCLUSION OF ANY JUDICIAL AND TECHNICAL MATTERS

HS Sports Timing and Results Systems - Results and Lap Times at www.hssports.co.uk



ACU BRITISH SCOOTER STOCK CHAMPIONSHIP

RESULT - RACE 30 - EVENT SP

PI	No	Evt	Name	Machine	Laps	Time	MPH	Best Lap on	MPH
1	3	SP	Lee BAMBER	Lambretta GP 200	5	10:14.11	63.90	2:00.00	3 65.40
2	2	SP	Justin PRICE	Lambretta GP 200	5	10:29.48	62.34	2:04.27	2 63.15
3	47	SP	Graham TATTON	Lambretta SX 200	5	10:39.16	61.39	2:03.79	2 63.40
4	69	SP	Michael BONETT	Lambretta SX 200	5	10:43.58	60.97	2:02.32	2 64.16
5	6	SP	Stewart MCKENZIE	Vespa PX 210	5	10:46.37	60.71	2:07.28	4 61.66
6	46	SP	David DELANEY	Vespa 90ss 132	5	11:02.94	59.19	2:10.71	2 60.04
7	41	SP	Stuart DAY	Lambretta GP 200	5	11:07.47	58.79	2:10.36	3 60.20
8	11	SP	Keith TERRY	Lambretta JB 200	5	11:19.39	57.76	2:12.93	5 59.04
9	12	SP	Jeremy STEEL	Lambretta GP 200	5	11:19.42	57.76	2:12.94	5 59.03
10	78	SP	Barry BRAITHEWAITE	Lambretta GP200	5	11:22.76	57.47	2:14.24	2 58.46
11	98	SP	Zack TINGLE	Scomadi TL200	5	11:23.11	57.44	2:13.65	3 58.72
12	74	SP	Bob WEST	Lambretta SRP 200	5	11:23.37	57.42	2:12.52	3 59.22
13	64	SP	Pat WICKHAM	Lambretta GP 200	5	11:34.90	56.47	2:13.15	3 58.94
14	29	SP	Robert FIELDER	Vespa PX 166	5	12:08.15	53.89	2:22.44	5 55.10
15	83	SP	Jeremy CREW	Lambretta GP 150	5	12:14.64	53.41	2:21.81	2 55.34
16	42	SP	Ceri HODGETTS	Lambretta	4	10:31.35	49.72	2:34.65	4 50.75

Fastest Lap

3 SP Lee BAMBER Lambretta GP 200 2:00.00 3 65.40

Start Time : 15:43

Cadwell Park

30 Sep 18 15:56

Clerk of Course :

Time Issued :

Chief Timekeeper : Graham Marshall

THESE RESULTS ARE PROVISIONAL UNTIL THE CONCLUSION OF ANY JUDICIAL AND TECHNICAL MATTERS

HS Sports Timing and Results Systems - Results and Lap Times at www.hssports.co.uk

ACU BRITISH SCOOTER STOCK CHAMPIONSHIP

LAP TIMES - RACE 30

2	Justin PRICE										
	Lap	1	2	3	4	5	6	7	8	9	10
	1	2:08.71	2:04.27	2:04.96	2:04.95	2:04.98					
3	Lee BAMBER										
	Lap	1	2	3	4	5	6	7	8	9	10
	1	2:06.65	2:02.64	2:00.00	2:01.95	2:00.99					
4	Stephen GRAVES										
	Lap	1	2	3	4	5	6	7	8	9	10
	1	2:13.60	2:07.92	2:08.68	2:07.79	2:10.20					
6	Stewart MCKENZIE										
	Lap	1	2	3	4	5	6	7	8	9	10
	1	2:12.24	2:07.39	2:07.74	2:07.28	2:07.71					
11	Keith TERRY										
	Lap	1	2	3	4	5	6	7	8	9	10
	1	2:18.22	2:14.55	2:13.86	2:14.88	2:12.93					
12	Jeremy STEEL										
	Lap	1	2	3	4	5	6	7	8	9	10
	1	2:20.50	2:13.02	2:13.54	2:14.60	2:12.94					
16	Chris GEYTON										
	Lap	1	2	3	4	5	6	7	8	9	10
	1	2:06.19	2:01.32	2:00.41	2:02.09	2:02.46					
18	Dan LEWIS										
	Lap	1	2	3	4	5	6	7	8	9	10
	1	2:11.25	2:08.59	2:11.36	2:10.90	2:12.23					
28	Stephen WRIGHT										
	Lap	1	2	3	4	5	6	7	8	9	10
	1	2:14.08	2:08.90	2:08.69	2:07.15	2:07.24					
29	Robert FIELDER										
	Lap	1	2	3	4	5	6	7	8	9	10
	1	2:25.97	2:24.14	2:24.46	2:23.73	2:22.44					
36	Nikita McNALLY										
	Lap	1	2	3	4	5	6	7	8	9	10
	1	2:19.18	2:12.23	2:10.85	2:12.15	2:11.49					
40	Lee GILES										
	Lap	1	2	3	4	5	6	7	8	9	10
	1	2:20.29	2:16.05	2:13.46	2:13.15	2:14.76					
41	Stuart DAY										
	Lap	1	2	3	4	5	6	7	8	9	10
	1	2:18.99	2:12.55	2:10.36	2:10.40	2:10.74					

42	Ceri HODGETTS										
	Lap	1	2	3	4	5	6	7	8	9	10
	1	2:37.61	2:35.91	2:36.07	2:34.65						
46	David DELANEY										
	Lap	1	2	3	4	5	6	7	8	9	10
	1	2:13.41	2:10.71	2:11.53	2:11.87	2:11.28					
47	Graham TATTON										
	Lap	1	2	3	4	5	6	7	8	9	10
	1	2:13.28	2:03.79	2:03.97	2:04.92	2:10.18					
52	John WOODS										
	Lap	1	2	3	4	5	6	7	8	9	10
	1	2:22.18	2:14.49	2:13.49	2:14.07	2:14.06					
63	David BRISTOW										
	Lap	1	2	3	4	5	6	7	8	9	10
	1	2:06.54	2:02.31	2:01.37	2:01.90	2:03.99					
64	Pat WICKHAM										
	Lap	1	2	3	4	5	6	7	8	9	10
	1	2:19.18	2:16.09	2:13.15	2:24.95	2:17.23					
68	Shaun NICKELLS										
	Lap	1	2	3	4	5	6	7	8	9	10
	1	2:24.90									
69	Michael BONETT										
	Lap	1	2	3	4	5	6	7	8	9	10
	1	2:07.68	2:02.32	2:04.25	2:09.24	2:17.30					
74	Bob WEST										
	Lap	1	2	3	4	5	6	7	8	9	10
	1	2:22.51	2:14.15	2:12.52	2:13.44	2:15.93					
78	Barry BRAITHEWAITE										
	Lap	1	2	3	4	5	6	7	8	9	10
	1	2:18.94	2:14.24	2:14.29	2:14.36	2:16.23					
83	Jeremy CREW										
	Lap	1	2	3	4	5	6	7	8	9	10
	1	2:26.08	2:21.81	2:22.03	2:24.97	2:32.80					
86	Jason METIVIER										
	Lap	1	2	3	4	5	6	7	8	9	10
	1	2:06.23	2:01.31	2:01.19	2:02.19	2:01.55					
92	Tim SIMPSON										
	Lap	1	2	3	4	5	6	7	8	9	10
	1	2:19.22	2:16.08	2:12.36	2:14.78	2:14.87					
98	Zack TINGLE										
	Lap	1	2	3	4	5	6	7	8	9	10
	1	2:20.48	2:15.41	2:13.65	2:13.65	2:14.88					

109 Paul FITZGERALD

Lap	1	2	3	4	5	6	7	8	9	10
1	2:18.73	2:13.04	2:12.08	2:13.08	2:16.18					

116 Shaun FAIRHEAD

Lap	1	2	3	4	5	6	7	8	9	10
1	2:20.49	2:15.96	2:12.83	2:12.20	2:12.58					

131 Drew DUNCAN

Lap	1	2	3	4	5	6	7	8	9	10
1	2:23.28	2:15.65	2:13.41	2:12.05	2:11.47					

135 Peter MOLKINTHIN

Lap	1	2	3	4	5	6	7	8	9	10
1	2:15.93	2:12.47	2:12.72	2:13.13	2:12.12					

Lap Chart

ACU BRITISH SCOOTER STOCK CHAMPIONSHIP - RACE 30

Lap 1		Lap 2		Lap 3		Lap 4		Lap 5		Lap 6		Lap 7		Lap 8		Lap 9		Lap 10	
No	Time	No	Time	No	Time	No	Time	No	Time	No	Time	No	Time	No	Time	No	Time	No	Time
86	2:08.41	86	4:09.72	16	6:10.65	16	8:12.74	3	10:14.11										
3	2:08.53	16	4:10.24	86	6:10.91	86	8:13.10	86	10:14.65										
16	2:08.92	3	4:11.17	3	6:11.17	3	8:13.12	16	10:15.20										
63	2:09.41	63	4:11.72	63	6:13.09	63	8:14.99	63	10:18.98										
2	2:10.32	69	4:12.79	69	6:17.04	2	8:24.50	2	10:29.48										
69	2:10.47	2	4:14.59	2	6:19.55	69	8:26.28	42	10:31.35 *1										
18	2:15.08	47	4:20.09	47	6:24.06	47	8:28.98	47	10:39.16										
6	2:16.25	6	4:23.64	6	6:31.38	6	8:38.66	69	10:43.58										
47	2:16.30	18	4:23.67	4	6:33.67	4	8:41.46	6	10:46.37										
4	2:17.07	4	4:24.99	28	6:34.95	28	8:42.10	28	10:49.34										
28	2:17.36	28	4:26.26	18	6:35.03	18	8:45.93	4	10:51.66										
46	2:17.55	46	4:28.26	46	6:39.79	46	8:51.66	18	10:58.16										
135	2:20.64	135	4:33.11	135	6:45.83	41	8:56.73	46	11:02.94										
11	2:23.17	41	4:35.97	41	6:46.33	135	8:58.96	41	11:07.47										
41	2:23.42	11	4:37.72	36	6:48.91	36	9:01.06	135	11:11.08										
64	2:23.48	78	4:37.88	11	6:51.58	109	9:05.26	36	11:12.55										
78	2:23.64	36	4:38.06	12	6:51.88	11	9:06.46	11	11:19.39										
92	2:25.06	12	4:38.34	78	6:52.17	12	9:06.48	12	11:19.42										
12	2:25.32	64	4:39.57	109	6:52.18	78	9:06.53	116	11:19.78										
98	2:25.52	109	4:40.10	64	6:52.72	116	9:07.20	109	11:21.44										
36	2:25.83	98	4:40.93	92	6:53.50	74	9:07.44	78	11:22.76										
116	2:26.21	92	4:41.14	74	6:54.00	98	9:08.23	98	11:23.11										
40	2:26.84	74	4:41.48	98	6:54.58	92	9:08.28	92	11:23.15										
109	2:27.06	116	4:42.17	116	6:55.00	40	9:09.50	131	11:23.20										
74	2:27.33	52	4:42.54	52	6:56.03	52	9:10.10	74	11:23.37										
52	2:28.05	40	4:42.89	40	6:56.35	131	9:11.73	52	11:24.16										
68	2:30.45	131	4:46.27	131	6:59.68	64	9:17.67	40	11:24.26										
131	2:30.62	83	4:54.84	83	7:16.87	83	9:41.84	64	11:34.90										
83	2:33.03	29	4:57.52	29	7:21.98	29	9:45.71	29	12:08.15										
29	2:33.38	42	5:20.63	42	7:56.70			83	12:14.64										
42	2:44.72																		

BRITISH HISTORIC RACING

EVENTS 1, 6 & 14

RESULT - RACE 31

PI	No	Evt	Name	Machine	Laps	Time	Behind	MPH	Best Lap on	MPH
1	34	14	James MORALEE	Honda K4 350	5	9:21.46		69.89	1:48.91	5 72.06
2	38	14	Oliver BINGHAM	Yamaha SR500	5	9:23.63	2.17	69.62	1:50.40	4 71.09
3	262	14	Daniel PRITCHARD	Suzuki T500	5	9:36.43	14.97	68.07	1:52.92	3 69.50
4	391	14	Mark ROXBROUGH ©	Honda CB350 K4	5	9:37.12	15.66	67.99	1:53.07	3 69.41
5	59	6	David HEBB	Norton Manx 400	5	9:51.44	29.98	66.35	1:54.71	4 68.42
6	142	6	Steve HANDS	BSA Manx Goldstar 500	5	9:51.96	30.50	66.29	1:54.65	5 68.45
7	129	14	Charles DAVIES	Ducati Monza 250	5	9:54.43	32.97	66.01	1:56.01	5 67.65
8	108	14	Andrew WIDDOWSON	Honda GP45	5	10:08.22	46.76	64.52	1:58.28	2 66.35
9	229	14	Robert BEVAN	Honda XL 500	5	10:09.43	47.97	64.39	1:58.40	5 66.28
10	24	14	Joao QUINTANEIRO	Yamaha SR500	5	10:25.67	1:04.21	62.72	2:03.13	2 63.74
11	87	14	Shaun MULLIGAN	Yamaha SR500	5	10:25.68	1:04.22	62.72	2:01.81	2 64.43
12	110	6	Tony RAYNOR	Matchless G50	5	10:45.80	1:24.34	60.76	2:05.12	2 62.72
13	101	14	Gary WIDDOWSON	Suzuki GSX 430	5	10:46.52	1:25.06	60.69	2:07.11	4 61.74
14	143	14	Stefan DILLEY	Honda CB450	5	11:00.03	1:38.57	59.45	2:09.11	4 60.79
15	100	1	Andy HUNT	Cotton Jap 500	5	11:08.44	1:46.98	58.70	2:09.64	4 60.54
16	115	1	Roger MOSS	Scott Flying Squirrel	5	11:10.87	1:49.41	58.49	2:10.96	2 59.93
17	68	1	Keith RILEY	Velocette KSS 348	5	11:27.66	2:06.20	57.06	2:13.12	2 58.95
18	44	1	Michael HARRISON	New Imperial Grand Prix	4	9:21.20	1 Lap	55.94	2:16.72	2 57.40
19	190	1	Tony GREEN	Velocette Mac 350	4	9:57.93	1 Lap	52.50	2:26.55	3 53.55
<u>Not-Classified</u>										
	84	14	Peter CARROLL	Honda CB500F	4	7:42.72	DNF	67.84	1:52.38	2 69.83
<u>Fastest Lap</u>										
	34	14	James MORALEE	Honda K4 350					1:48.91	5 72.06

Start Time : 16:00

Cadwell Park

30 Sep 18 16:14

Clerk of Course :

Time Issued :

Chief Timekeeper : Graham Marshall

THESE RESULTS ARE PROVISIONAL UNTIL THE CONCLUSION OF ANY JUDICIAL AND TECHNICAL MATTERS

HS Sports Timing and Results Systems - Results and Lap Times at www.hssports.co.uk

RACE GRID

EVENTS 1, 6 & 14

RACE 31

ROW 9	229 Robert BEVAN 25	286 James FIXTER 26	 27
ROW 8	49 02:27.900 Simon LEWIS 22	48 02:33.730 Alan LEWIS 23	178 02:40.070 Chris WICKETT 24
ROW 7	68 02:16.210 Keith RILEY 19	44 02:17.510 Michael HARRISON 20	190 02:24.930 Tony GREEN 21
ROW 6	100 02:09.680 Andy HUNT 16	110 02:10.470 Tony RAYNOR 17	115 02:13.080 Roger MOSS 18
ROW 5	24 02:02.930 Joao QUINTANEIRO 13	87 02:04.990 Shaun MULLIGAN 14	143 02:09.470 Stefan DILLEY 15
ROW 4	59 01:55.970 David HEBB 10	108 01:57.980 Andrew WIDDOWSON 11	161 01:58.830 Tyler SCOTHERN 12
ROW 3	129 01:55.480 Charles DAVIES 7	142 01:55.700 Steve HANDS 8	174 01:55.740 Jamie O'BRIEN 9
ROW 2	84 01:51.620 Peter CARROLL 4	391 01:53.940 Mark ROXBROUGH © 5	262 01:54.440 Daniel PRITCHARD 6
ROW 1	77 01:48.770 Mike SMITH 1	34 01:50.160 James MORALEE 2	38 01:50.240 Oliver BINGHAM 3
POLE			

BRITISH HISTORIC RACING

RESULT - RACE 31 - EVENT 1

PI	No	Evt	Name	Machine	Laps	Time	MPH	Best Lap on	MPH
1	100	1	Andy HUNT	Cotton Jap 500	5	11:08.44	58.70	2:09.64	4 60.54
2	115	1	Roger MOSS	Scott Flying Squirrel	5	11:10.87	58.49	2:10.96	2 59.93
3	68	1	Keith RILEY	Velocette KSS 348	5	11:27.66	57.06	2:13.12	2 58.95
4	44	1	Michael HARRISON	New Imperial Grand Prix	4	9:21.20	55.94	2:16.72	2 57.40
5	190	1	Tony GREEN	Velocette Mac 350	4	9:57.93	52.50	2:26.55	3 53.55

Fastest Lap

100	1	Andy HUNT	Cotton Jap 500	2:09.64	4	60.54
-----	---	-----------	----------------	---------	---	-------

Start Time : 16:00

Cadwell Park

30 Sep 18 16:14

Clerk of Course :

Time Issued :

Chief Timekeeper : Graham Marshall

THESE RESULTS ARE PROVISIONAL UNTIL THE CONCLUSION OF ANY JUDICIAL AND TECHNICAL MATTERS

HS Sports Timing and Results Systems - Results and Lap Times at www.hssports.co.uk

BRITISH HISTORIC RACING

RESULT - RACE 31 - EVENT 14

PI	No	Evt	Name	Machine	Laps	Time	MPH	Best Lap on	MPH
1	34	14	James MORALEE	Honda K4 350	5	9:21.46	69.89	1:48.91	5 72.06
2	38	14	Oliver BINGHAM	Yamaha SR500	5	9:23.63	69.62	1:50.40	4 71.09
3	262	14	Daniel PRITCHARD	Suzuki T500	5	9:36.43	68.07	1:52.92	3 69.50
4	391	14	Mark ROXBROUGH ©	Honda CB350 K4	5	9:37.12	67.99	1:53.07	3 69.41
5	129	14	Charles DAVIES	Ducati Monza 250	5	9:54.43	66.01	1:56.01	5 67.65
6	108	14	Andrew WIDDOWSON	Honda GP45	5	10:08.22	64.52	1:58.28	2 66.35
7	229	14	Robert BEVAN	Honda XL 500	5	10:09.43	64.39	1:58.40	5 66.28
8	24	14	Joao QUINTANEIRO	Yamaha SR500	5	10:25.67	62.72	2:03.13	2 63.74
9	87	14	Shaun MULLIGAN	Yamaha SR500	5	10:25.68	62.72	2:01.81	2 64.43
10	101	14	Gary WIDDOWSON	Suzuki GSX 430	5	10:46.52	60.69	2:07.11	4 61.74
11	143	14	Stefan DILLEY	Honda CB450	5	11:00.03	59.45	2:09.11	4 60.79

Not-Classified

84	14	Peter CARROLL	Honda CB500F	4	7:42.72	DNF	67.84	1:52.38	2 69.83
----	----	---------------	--------------	---	---------	-----	-------	---------	---------

Fastest Lap

34	14	James MORALEE	Honda K4 350				1:48.91	5	72.06
----	----	---------------	--------------	--	--	--	---------	---	-------

Start Time : 16:00

Cadwell Park

30 Sep 18 16:14

Clerk of Course :

Time Issued :

Chief Timekeeper : Graham Marshall

THESE RESULTS ARE PROVISIONAL UNTIL THE CONCLUSION OF ANY JUDICIAL AND TECHNICAL MATTERS

HS Sports Timing and Results Systems - Results and Lap Times at www.hssports.co.uk

BRITISH HISTORIC RACING

RESULT - RACE 31 - EVENT 6

Pl	No	Evt	Name	Machine	Laps	Time	MPH	Best Lap on	MPH
1	59	6	David HEBB	Norton Manx 400	5	9:51.44	66.35	1:54.71	4 68.42
2	142	6	Steve HANDS	BSA Manx Goldstar 500	5	9:51.96	66.29	1:54.65	5 68.45
3	110	6	Tony RAYNOR	Matchless G50	5	10:45.80	60.76	2:05.12	2 62.72

Fastest Lap

142 6 Steve HANDS BSA Manx Goldstar 500 1:54.65 5 68.45

Start Time : 16:00

Cadwell Park

30 Sep 18 16:14

Clerk of Course :

Time Issued :

Chief Timekeeper : Graham Marshall

THESE RESULTS ARE PROVISIONAL UNTIL THE CONCLUSION OF ANY JUDICIAL AND TECHNICAL MATTERS

HS Sports Timing and Results Systems - Results and Lap Times at www.hssports.co.uk

EVENTS 1, 6 & 14

LAP TIMES - RACE 31

24	Joao QUINTANEIRO										
	Lap	1	2	3	4	5	6	7	8	9	10
	1	2:05.51	2:03.13	2:04.19	2:04.05	2:03.20					
34	James MORALEE										
	Lap	1	2	3	4	5	6	7	8	9	10
	1	1:56.54	1:50.94	1:51.44	1:50.09	1:48.91					
38	Oliver BINGHAM										
	Lap	1	2	3	4	5	6	7	8	9	10
	1	1:55.45	1:51.44	1:51.32	1:50.40	1:51.10					
44	Michael HARRISON										
	Lap	1	2	3	4	5	6	7	8	9	10
	1	2:20.66	2:16.72	2:16.97	2:19.21						
59	David HEBB										
	Lap	1	2	3	4	5	6	7	8	9	10
	1	2:00.60	1:58.18	1:58.00	1:54.71	1:54.84					
68	Keith RILEY										
	Lap	1	2	3	4	5	6	7	8	9	10
	1	2:21.53	2:13.12	2:14.77	2:16.00	2:14.21					
84	Peter CARROLL										
	Lap	1	2	3	4	5	6	7	8	9	10
	1	1:58.32	1:52.38	1:53.72	1:54.04						
87	Shaun MULLIGAN										
	Lap	1	2	3	4	5	6	7	8	9	10
	1	2:06.48	2:01.81	2:04.57	2:03.78	2:02.95					
100	Andy HUNT										
	Lap	1	2	3	4	5	6	7	8	9	10
	1	2:15.39	2:12.77	2:12.21	2:09.64	2:12.10					
101	Gary WIDDOWSON										
	Lap	1	2	3	4	5	6	7	8	9	10
	1	2:09.06	2:07.12	2:07.54	2:07.11	2:07.90					
108	Andrew WIDDOWSON										
	Lap	1	2	3	4	5	6	7	8	9	10
	1	2:01.89	1:58.28	1:59.17	2:00.37	2:03.22					
110	Tony RAYNOR										
	Lap	1	2	3	4	5	6	7	8	9	10
	1	2:14.27	2:05.12	2:06.28	2:07.70	2:05.94					
115	Roger MOSS										
	Lap	1	2	3	4	5	6	7	8	9	10
	1	2:15.42	2:10.96	2:12.05	2:11.46	2:12.73					

129	Charles DAVIES									
Lap	1	2	3	4	5	6	7	8	9	10
1	2:01.68	1:58.64	1:56.69	1:56.77	1:56.01					
142	Steve HANDS									
Lap	1	2	3	4	5	6	7	8	9	10
1	2:01.15	1:57.80	1:56.53	1:56.50	1:54.65					
143	Stefan DILLEY									
Lap	1	2	3	4	5	6	7	8	9	10
1	2:13.76	2:09.47	2:09.45	2:09.11	2:10.13					
190	Tony GREEN									
Lap	1	2	3	4	5	6	7	8	9	10
1	2:28.38	2:27.42	2:26.55	2:27.73						
229	Robert BEVAN									
Lap	1	2	3	4	5	6	7	8	9	10
1	2:03.85	2:00.35	1:59.41	1:59.72	1:58.40					
262	Daniel PRITCHARD									
Lap	1	2	3	4	5	6	7	8	9	10
1	1:56.81	1:53.81	1:52.92	1:54.26	1:53.97					
391	Mark ROXBROUGH ©									
Lap	1	2	3	4	5	6	7	8	9	10
1	1:58.56	1:53.22	1:53.07	1:54.33	1:53.67					

Lap Chart

EVENTS 1, 6 & 14 - RACE 31

Lap 1		Lap 2		Lap 3		Lap 4		Lap 5		Lap 6		Lap 7		Lap 8		Lap 9		Lap 10	
No	Time	No	Time	No	Time	No	Time	No	Time	No	Time	No	Time	No	Time	No	Time	No	Time
38	1:59.37	38	3:50.81	38	5:42.13	38	7:32.53	34	9:21.46										
34	2:00.08	34	3:51.02	34	5:42.46	34	7:32.55	38	9:23.63										
262	2:01.47	84	3:54.96	262	5:48.20	262	7:42.46	262	9:36.43										
84	2:02.58	262	3:55.28	84	5:48.68	84	7:42.72	391	9:37.12										
391	2:02.83	391	3:56.05	391	5:49.12	391	7:43.45	59	9:51.44										
59	2:05.71	59	4:03.89	142	6:00.81	59	7:56.60	142	9:51.96										
129	2:06.32	142	4:04.28	129	6:01.65	142	7:57.31	129	9:54.43										
142	2:06.48	129	4:04.96	59	6:01.89	129	7:58.42	190	9:57.93 *1										
108	2:07.18	108	4:05.46	108	6:04.63	108	8:05.00	108	10:08.22										
24	2:11.10	229	4:11.90	229	6:11.31	229	8:11.03	229	10:09.43										
229	2:11.55	24	4:14.23	24	6:18.42	24	8:22.47	24	10:25.67										
87	2:12.57	87	4:14.38	87	6:18.95	87	8:22.73	87	10:25.68										
101	2:16.85	101	4:23.97	101	6:31.51	101	8:38.62	110	10:45.80										
110	2:20.76	110	4:25.88	110	6:32.16	110	8:39.86	101	10:46.52										
100	2:21.72	143	4:31.34	143	6:40.79	143	8:49.90	143	11:00.03										
143	2:21.87	100	4:34.49	115	6:46.68	100	8:56.34	100	11:08.44										
115	2:23.67	115	4:34.63	100	6:46.70	115	8:58.14	115	11:10.87										
44	2:28.30	68	4:42.68	68	6:57.45	68	9:13.45	68	11:27.66										
68	2:29.56	44	4:45.02	44	7:01.99	44	9:21.20												
190	2:36.23	190	5:03.65	190	7:30.20														



EVENT 18 - SIDECAR RADIO CHAMPIONSHIP

RESULT - RACE 32

PI	No	Evt	Name	Machine	Laps	Time	Behind	MPH	Best Lap on	MPH
1	33	18	HEGARTY/ NEAVE	BMW K100	5	10:17.85		63.51	2:00.54	3 65.11
2	98	18	GAGG/ HASE	BMW K100	5	10:24.29	6.44	62.86	2:00.87	3 64.93
3	25	18	WHITAKER/ ALLEN	BMW K100	5	10:38.44	20.59	61.46	2:05.36	2 62.60
4	82	18	HIGGINSON/ MOFFAT	BMW K100	5	10:38.85	21.00	61.42	2:05.99	3 62.29
5	74	18	McCAIN/ PRICE	BMW K100	5	10:49.47	31.62	60.42	2:06.92	5 61.83
6	2	18	KEMP/ THOW	Moto Guzzi Le Mans	5	10:52.63	34.78	60.13	2:08.50	2 61.07
7	67	18	WARNER/ WARNER	BMW K100	5	10:55.34	37.49	59.88	2:08.00	2 61.31
8	13	18	LORRIMAN/ STEEL	BMW K100	5	11:02.20	44.35	59.26	2:10.84	4 59.98
9	68	18	COCK/ ENGLISH	BMW K100 RS	5	11:08.11	50.26	58.73	2:11.16	2 59.84
10	96	18	WILKINS/ WILKINS	BMW K100	5	11:30.74	1:12.89	56.81	2:13.90	2 58.61
11	92	18	ROOME/ CLOWES	BMW K100	5	11:43.49	1:25.64	55.78	2:18.64	2 56.61
12	95	18	BADEN/ HEPWORTH	BMW K100	5	11:46.09	1:28.24	55.57	2:19.22	2 56.37
13	24	18	WHITE/ PORTER	BMW K100	5	11:59.58	1:41.73	54.53	2:21.66	2 55.40
14	12	18	WHITTAKER/ WHITTAKER	BSA Road Rocket 650	4	10:38.26	1 Lap	49.18	2:37.69	4 49.77
15	63	18	WILLIAMS/ DUPLOCK	Armstrong MT500	4	10:40.81	1 Lap	48.99	2:36.10	2 50.28
16	85	18	PHILLIPS/ LAWRENCE	BMW K100	4	11:05.47	1 Lap	47.17	2:40.74	4 48.82
Not-Classified										
	112	18	JOHNSON/ LOWTHER	BMW K100	0		Starter			
Fastest Lap										
	33	18	HEGARTY/ NEAVE	BMW K100					2:00.54	3 65.11

Start Time : 16:18

Cadwell Park

30 Sep 18 16:30

Clerk of Course :

Time Issued :

Chief Timekeeper : Graham Marshall

THESE RESULTS ARE PROVISIONAL UNTIL THE CONCLUSION OF ANY JUDICIAL AND TECHNICAL MATTERS


HS Sports Timing and Results Systems - Results and Lap Times at www.hssports.co.uk

RACE GRID

EVENT 18 - SIDECAR RADIO CHAMPIONSHIP

RACE 32

ROW 10		
ROW 9	87 SYKES/ RUTH	74 McCAIN/ PRICE
ROW 8	85 02:44.160 PHILLIPS/ LAWRENCE	63 02:33.560 WILLIAMS/ DUPLOCK
ROW 7	12 02:32.120 WHITTAKER/ WHITTAK	95 02:27.380 BADEN/ HEPWORTH
ROW 6	112 02:21.030 JOHNSON/ LOWTHER	24 02:20.890 WHITE/ PORTER
ROW 5	92 02:20.270 ROOME/ CLOWES	68 02:13.300 COCK/ ENGLISH
ROW 4	96 02:11.010 WILKINS/ WILKINS	13 02:10.860 LORRIMAN/ STEEL
ROW 3	67 02:10.700 WARNER/ WARNER	2 02:09.720 KEMP/ THOW
ROW 2	82 02:07.050 HIGGINSON/ MOFFAT	25 02:04.880 WHITAKER/ ALLEN
ROW 1	98 02:02.680 GAGG/ HASE	33 01:59.120 HEGARTY/ NEAVE
		POLE



EVENT 18 - SIDECAR RADIO CHAMPIONSHIP

LAP TIMES - RACE 32

2	KEMP/ THOW										
	Lap	1	2	3	4	5	6	7	8	9	10
	1	2:12.92	2:08.50	2:08.50	2:08.81	2:10.23					
12	WHITTAKER/ WHITTAKER										
	Lap	1	2	3	4	5	6	7	8	9	10
	1	2:35.08	2:40.78	2:38.57	2:37.69						
13	LORRIMAN/ STEEL										
	Lap	1	2	3	4	5	6	7	8	9	10
	1	2:12.40	2:10.87	2:11.81	2:10.84	2:12.35					
24	WHITE/ PORTER										
	Lap	1	2	3	4	5	6	7	8	9	10
	1	2:24.22	2:21.66	2:23.13	2:23.27	2:22.06					
25	WHITAKER/ ALLEN										
	Lap	1	2	3	4	5	6	7	8	9	10
	1	2:08.81	2:05.36	2:06.23	2:06.65	2:08.61					
33	HEGARTY/ NEAVE										
	Lap	1	2	3	4	5	6	7	8	9	10
	1	2:05.51	2:01.02	2:00.54	2:02.39	2:01.33					
63	WILLIAMS/ DUPLOCK										
	Lap	1	2	3	4	5	6	7	8	9	10
	1	2:41.95	2:36.10	2:36.48	2:38.60						
67	WARNER/ WARNER										
	Lap	1	2	3	4	5	6	7	8	9	10
	1	2:11.09	2:08.00	2:09.92	2:09.48	2:13.47					
68	COCK/ ENGLISH										
	Lap	1	2	3	4	5	6	7	8	9	10
	1	2:14.74	2:11.16	2:12.29	2:12.18	2:13.20					
74	McCAIN/ PRICE										
	Lap	1	2	3	4	5	6	7	8	9	10
	1	2:13.54	2:08.37	2:07.60	2:07.15	2:06.92					
82	HIGGINSON/ MOFFAT										
	Lap	1	2	3	4	5	6	7	8	9	10
	1	2:09.44	2:06.20	2:05.99	2:06.72	2:07.82					
85	PHILLIPS/ LAWRENCE										
	Lap	1	2	3	4	5	6	7	8	9	10
	1	2:46.72	2:44.47	2:46.23	2:40.74						
92	ROOME/ CLOWES										
	Lap	1	2	3	4	5	6	7	8	9	10
	1	2:19.44	2:18.64	2:21.31	2:20.06	2:19.62					

95	BADEN/ HEPWORTH										
	Lap	1	2	3	4	5	6	7	8	9	10
	1	2:22.46	2:19.22	2:19.34	2:19.45	2:20.14					

96	WILKINS/ WILKINS										
	Lap	1	2	3	4	5	6	7	8	9	10
	1	2:17.67	2:13.90	2:17.81	2:18.61	2:18.61					

98	GAGG/ HASE										
	Lap	1	2	3	4	5	6	7	8	9	10
	1	2:09.90	2:01.64	2:00.87	2:02.47	2:02.90					

Lap Chart

EVENT 18 - SIDECAR RADIO CHAMPIONSHIP - RACE 32

Lap 1		Lap 2		Lap 3		Lap 4		Lap 5		Lap 6		Lap 7		Lap 8		Lap 9		Lap 10	
No	Time	No	Time	No	Time	No	Time	No	Time	No	Time	No	Time	No	Time	No	Time	No	Time
25	2:11.59	33	4:13.59	33	6:14.13	33	8:16.52	33	10:17.85										
82	2:12.12	25	4:16.95	98	6:18.92	98	8:21.39	98	10:24.29										
33	2:12.57	98	4:18.05	25	6:23.18	85	8:24.73 *1	12	10:38.26 *1										
67	2:14.47	82	4:18.32	82	6:24.31	25	8:29.83	25	10:38.44										
13	2:16.33	67	4:22.47	67	6:32.39	82	8:31.03	82	10:38.85										
98	2:16.41	2	4:25.09	2	6:33.59	67	8:41.87	63	10:40.81 *1										
2	2:16.59	13	4:27.20	74	6:35.40	2	8:42.40	74	10:49.47										
68	2:19.28	74	4:27.80	13	6:39.01	74	8:42.55	2	10:52.63										
74	2:19.43	68	4:30.44	68	6:42.73	13	8:49.85	67	10:55.34										
96	2:21.81	96	4:35.71	96	6:53.52	68	8:54.91	13	11:02.20										
92	2:23.86	92	4:42.50	92	7:03.81	96	9:12.13	85	11:05.47 *1										
95	2:27.94	95	4:47.16	95	7:06.50	92	9:23.87	68	11:08.11										
24	2:29.46	24	4:51.12	24	7:14.25	95	9:25.95	96	11:30.74										
12	2:41.22	12	5:22.00	12	8:00.57	24	9:37.52	92	11:43.49										
63	2:49.63	63	5:25.73	63	8:02.21			95	11:46.09										
85	2:54.03	85	5:38.50					24	11:59.58										



ACU BRITISH SUPER SCOOTER CHAMPIONSHIP

RESULT - RACE 34

PI	No	Evt	Name	Machine	Laps	Time	Behind	MPH	Best Lap on	MPH
1	3	6a	Lee BAMBER	Gilera Runner 172	5	9:36.53		68.06	1:53.82	4 68.95
2	69	6	Michael BONETT	Lambretta 238	5	9:48.84	12.31	66.64	1:54.86	2 68.33
3	5	6a	Warren WILKINSON	Gilera Runner 179	5	10:09.44	32.91	64.39	1:58.05	2 66.48
4	28	6	Stephen WRIGHT	Lambretta DC RB 250	5	10:19.33	42.80	63.36	2:00.99	5 64.86
5	30	6	Christopher COOK	Lambretta GP 210	5	10:19.66	43.13	63.33	2:02.33	3 64.15
6	52	6a	John WOODS	Gilera Runner 179	5	10:21.66	45.13	63.12	2:01.74	5 64.47
7	63	6	David BRISTOW	Vespa Hornet PX 256	5	10:22.33	45.80	63.05	2:01.60	4 64.54
8	2	6a	Justin PRICE	Lambretta SX 240	5	10:27.12	50.59	62.57	2:02.27	3 64.19
9	39	6	Doug TURNER	Lambretta SX 250	5	10:33.08	56.55	61.98	2:01.77	2 64.45
10	41	6	Stuart DAY	Lambretta GP 230	5	10:43.39	1:06.86	60.99	2:04.76	2 62.90
11	18	6	Dan LEWIS	Lambretta GP 200	5	10:56.72	1:20.19	59.75	2:08.95	4 60.86
12	36	6a	Nikita McNALLY	Piaggio Zip 90	5	11:02.58	1:26.05	59.22	2:10.58	4 60.10
13	67	6	Dan LODER	Vespa	5	11:15.85	1:39.32	58.06	2:12.84	2 59.08
14	135	6	Peter MOLKINTHIN	Lambretta GP 200	5	11:31.97	1:55.44	56.71	2:09.44	5 60.63
15	131	6	Drew DUNCAN	Lambretta Jet 200	5	11:33.23	1:56.70	56.60	2:10.90	5 59.95
<u>Not-Classified</u>										
	4	6a	Stephen GRAVES	Scomadi Retrotech 200	3	6:20.75	DNF	61.84	2:04.81	3 62.88
<u>Fastest Lap</u>										
	3	6a	Lee BAMBER	Gilera Runner 172					1:53.82	4 68.95

Start Time : 16:55

Cadwell Park

30 Sep 18 17:08

Clerk of Course :

Time Issued :

Chief Timekeeper : Graham Marshall

THESE RESULTS ARE PROVISIONAL UNTIL THE CONCLUSION OF ANY JUDICIAL AND TECHNICAL MATTERS

HS Sports Timing and Results Systems - Results and Lap Times at www.hssports.co.uk



ACU BRITISH SUPER SCOOTER CHAMPIONSHIP

RESULT - RACE 34 - EVENT 6

PI	No	Evt	Name	Machine	Laps	Time	MPH	Best Lap on	MPH
1	69	6	Michael BONETT	Lambretta 238	5	9:48.84	66.64	1:54.86	2 68.33
2	28	6	Stephen WRIGHT	Lambretta DC RB 250	5	10:19.33	63.36	2:00.99	5 64.86
3	30	6	Christopher COOK	Lambretta GP 210	5	10:19.66	63.33	2:02.33	3 64.15
4	63	6	David BRISTOW	Vespa Hornet PX 256	5	10:22.33	63.05	2:01.60	4 64.54
5	39	6	Doug TURNER	Lambretta SX 250	5	10:33.08	61.98	2:01.77	2 64.45
6	41	6	Stuart DAY	Lambretta GP 230	5	10:43.39	60.99	2:04.76	2 62.90
7	18	6	Dan LEWIS	Lambretta GP 200	5	10:56.72	59.75	2:08.95	4 60.86
8	67	6	Dan LODER	Vespa	5	11:15.85	58.06	2:12.84	2 59.08
9	135	6	Peter MOLKINTHIN	Lambretta GP 200	5	11:31.97	56.71	2:09.44	5 60.63
10	131	6	Drew DUNCAN	Lambretta Jet 200	5	11:33.23	56.60	2:10.90	5 59.95

Fastest Lap

69 6 Michael BONETT Lambretta 238 1:54.86 2 68.33

Start Time : 16:55

Cadwell Park

30 Sep 18 17:08

Clerk of Course :

Time Issued :

Chief Timekeeper : Graham Marshall

THESE RESULTS ARE PROVISIONAL UNTIL THE CONCLUSION OF ANY JUDICIAL AND TECHNICAL MATTERS

HS Sports Timing and Results Systems - Results and Lap Times at www.hssports.co.uk



ACU BRITISH SUPER SCOOTER CHAMPIONSHIP

RESULT - RACE 34 - EVENT 6a

PI	No	Evt	Name	Machine	Laps	Time	MPH	Best Lap on	MPH
1	3	6a	Lee BAMBER	Gilera Runner 172	5	9:36.53	68.06	1:53.82	4 68.95
2	5	6a	Warren WILKINSON	Gilera Runner 179	5	10:09.44	64.39	1:58.05	2 66.48
3	52	6a	John WOODS	Gilera Runner 179	5	10:21.66	63.12	2:01.74	5 64.47
4	2	6a	Justin PRICE	Lambretta SX 240	5	10:27.12	62.57	2:02.27	3 64.19
5	36	6a	Nikita McNALLY	Piaggio Zip 90	5	11:02.58	59.22	2:10.58	4 60.10

Not-Classified

4	6a	Stephen GRAVES	Scomadi Retrotech 200	3	6:20.75	DNF	61.84	2:04.81	3 62.88
---	----	----------------	-----------------------	---	---------	-----	-------	---------	---------

Fastest Lap

3	6a	Lee BAMBER	Gilera Runner 172					1:53.82	4 68.95
---	----	------------	-------------------	--	--	--	--	---------	---------

Start Time : 16:55

Cadwell Park

30 Sep 18 17:08

Clerk of Course :

Time Issued :

Chief Timekeeper : Graham Marshall

THESE RESULTS ARE PROVISIONAL UNTIL THE CONCLUSION OF ANY JUDICIAL AND TECHNICAL MATTERS

HS Sports Timing and Results Systems - Results and Lap Times at www.hssports.co.uk

ACU BRITISH SUPER SCOOTER CHAMPIONSHIP

LAP TIMES - RACE 34

2	Justin PRICE										
	Lap	1	2	3	4	5	6	7	8	9	10
	1	2:09.04	2:02.68	2:02.27	2:03.12	2:04.75					
3	Lee BAMBER										
	Lap	1	2	3	4	5	6	7	8	9	10
	1	1:57.62	1:54.76	1:54.26	1:53.82	1:54.38					
4	Stephen GRAVES										
	Lap	1	2	3	4	5	6	7	8	9	10
	1	2:07.65	2:05.59	2:04.81							
5	Warren WILKINSON										
	Lap	1	2	3	4	5	6	7	8	9	10
	1	2:03.93	1:58.05	1:58.70	2:00.23	2:06.54					
18	Dan LEWIS										
	Lap	1	2	3	4	5	6	7	8	9	10
	1	2:13.07	2:09.30	2:11.77	2:08.95	2:09.71					
28	Stephen WRIGHT										
	Lap	1	2	3	4	5	6	7	8	9	10
	1	2:06.62	2:03.13	2:02.01	2:02.22	2:00.99					
30	Christopher COOK										
	Lap	1	2	3	4	5	6	7	8	9	10
	1	2:07.18	2:02.35	2:02.33	2:02.44	2:02.52					
36	Nikita McNALLY										
	Lap	1	2	3	4	5	6	7	8	9	10
	1	2:13.47	2:10.82	2:11.89	2:10.58	2:10.99					
39	Doug TURNER										
	Lap	1	2	3	4	5	6	7	8	9	10
	1	2:14.53	2:01.77	2:02.24	2:04.90	2:06.33					
41	Stuart DAY										
	Lap	1	2	3	4	5	6	7	8	9	10
	1	2:06.88	2:04.76	2:10.63	2:08.42	2:09.47					
52	John WOODS										
	Lap	1	2	3	4	5	6	7	8	9	10
	1	2:08.29	2:03.30	2:02.90	2:01.97	2:01.74					
63	David BRISTOW										
	Lap	1	2	3	4	5	6	7	8	9	10
	1	2:08.84	2:02.49	2:02.81	2:01.60	2:02.10					
67	Dan LODER										
	Lap	1	2	3	4	5	6	7	8	9	10
	1	2:16.03	2:12.84	2:14.77	2:13.25	2:13.13					

69 Michael BONETT

Lap	1	2	3	4	5	6	7	8	9	10
1	1:58.17	1:54.86	1:55.89	1:58.50	1:59.15					

131 Drew DUNCAN

Lap	1	2	3	4	5	6	7	8	9	10
1	2:36.71	2:12.52	2:12.49	2:12.78	2:10.90					

135 Peter MOLKINTHIN

Lap	1	2	3	4	5	6	7	8	9	10
1	2:36.50	2:11.41	2:12.62	2:13.75	2:09.44					

Lap Chart

ACU BRITISH SUPER SCOOTER CHAMPIONSHIP - RACE 34

Lap 1		Lap 2		Lap 3		Lap 4		Lap 5		Lap 6		Lap 7		Lap 8		Lap 9		Lap 10	
No	Time	No	Time	No	Time	No	Time	No	Time	No	Time	No	Time	No	Time	No	Time	No	Time
3	1:59.31	3	3:54.07	3	5:48.33	3	7:42.15	3	9:36.53										
69	2:00.44	69	3:55.30	69	5:51.19	69	7:49.69	69	9:48.84										
5	2:05.92	5	4:03.97	5	6:02.67	5	8:02.90	5	10:09.44										
30	2:10.02	30	4:12.37	30	6:14.70	30	8:17.14	28	10:19.33										
41	2:10.11	28	4:14.11	28	6:16.12	28	8:18.34	30	10:19.66										
4	2:10.35	41	4:14.87	52	6:17.95	52	8:19.92	52	10:21.66										
28	2:10.98	52	4:15.05	63	6:18.63	63	8:20.23	63	10:22.33										
52	2:11.75	63	4:15.82	2	6:19.25	2	8:22.37	2	10:27.12										
63	2:13.33	4	4:15.94	4	6:20.75	39	8:26.75	39	10:33.08										
2	2:14.30	2	4:16.98	39	6:21.85	41	8:33.92	41	10:43.39										
18	2:16.99	39	4:19.61	41	6:25.50	18	8:47.01	18	10:56.72										
39	2:17.84	18	4:26.29	18	6:38.06	36	8:51.59	36	11:02.58										
36	2:18.30	36	4:29.12	36	6:41.01	67	9:02.72	67	11:15.85										
67	2:21.86	67	4:34.70	67	6:49.47	131	9:22.33	135	11:31.97										
131	2:44.54	135	4:56.16	135	7:08.78	135	9:22.53	131	11:33.23										
135	2:44.75	131	4:57.06	131	7:09.55														

BRITISH HISTORIC RACING

EVENTS 8, 9, 10, 14 & 22

RESULT - RACE 35

PI	No	Evt	Name	Machine	Laps	Time	Behind	MPH	Best Lap on	MPH
1	75	22	James LUCK	Supermono Tigcraft KTM	5	9:16.81		70.47	1:49.02	5 71.99
2	59	22	Daniel LEDGER	KTM Supermono 650	5	9:17.35	0.54	70.40	1:48.55	5 72.30
3	79	8	Tony JIMENEZ	Norton Atlas 750	5	9:43.71	26.90	67.23	1:55.08	4 68.20
4	156	8	Kevin THURSTON	Petty Weslake 750	5	9:58.02	41.21	65.62	1:55.40	5 68.01
5	159	14	David HEBB	Honda 500/4	5	9:58.68	41.87	65.54	1:56.92	5 67.12
6	138	10	Mike KEMP	Norton Atlas 745	5	10:00.10	43.29	65.39	1:57.41	3 66.84
7	260	10	Richard HAWKSWORTH	Triumph Trident 740	5	10:39.22	1:22.41	61.39	2:03.97	5 63.31
8	67	14	Bart REID	Suzuki GS1000E	5	10:40.99	1:24.18	61.22	2:06.40	3 62.09
9	170	14	Mark SIMMONS	Yamaha XS750	5	11:27.51	2:10.70	57.08	2:14.17	4 58.49
<u>Not-Classified</u>										
	124	14	Robert CHAMBERS	Kawasaki Z750	3	5:41.17	DNF	69.01	1:50.35	3 71.12
<u>Fastest Lap</u>										
	59	22	Daniel LEDGER	KTM Supermono 650					1:48.55	5 72.30

Start Time : 17:12

Cadwell Park

30 Sep 18 17:25

Clerk of Course :

Time Issued :

Chief Timekeeper : Graham Marshall

THESE RESULTS ARE PROVISIONAL UNTIL THE CONCLUSION OF ANY JUDICIAL AND TECHNICAL MATTERS

HS Sports Timing and Results Systems - Results and Lap Times at www.hssports.co.uk

RACE GRID

EVENTS 8, 9, 10, 14 & 22

RACE 35

ROW 8	15 John TALBOT 22		23		24
ROW 7	260 02:09.140 Richard HAWKSWORTH 19	139 02:11.000 Gareth ROBERTS 20		170 02:13.650 Mark SIMMONS 21	
ROW 6	67 02:04.030 Bart REID 16	153 02:06.580 John CHRISTOPHER 17		287 02:07.600 Barry JONES 18	
ROW 5	159 01:59.660 David HEBB 13	222 02:00.070 Ian VERRINDER 14		166 02:03.370 Les WHISTON 15	
ROW 4	108 01:54.170 Andrew WIDDOWSON 10	156 01:54.980 Kevin THURSTON 11		79 01:55.540 Tony JIMENEZ 12	
ROW 3	26 01:51.990 Tim WOOLLEY 7	3 01:52.540 Benjamin HEATON 8		279 01:53.890 Paul JOHNSON 9	
ROW 2	75 01:48.730 James LUCK 4	239 01:49.730 Mike BEVAN 5		253 01:50.390 Scott HARRIS 6	
ROW 1	77 01:47.360 Mike SMITH 1	124 01:48.360 Robert CHAMBERS 2		59 01:48.430 Daniel LEDGER 3	

POLE

BRITISH HISTORIC RACING

RESULT - RACE 35 - EVENT 10

Pl	No	Evt	Name	Machine	Laps	Time	MPH	Best Lap on	MPH
1	138	10	Mike KEMP	Norton Atlas 745	5	10:00.10	65.39	1:57.41	3 66.84
2	260	10	Richard HAWKSWORTH	Triumph Trident 740	5	10:39.22	61.39	2:03.97	5 63.31

Fastest Lap

138 10 Mike KEMP Norton Atlas 745 1:57.41 3 66.84

Start Time : 17:12

Cadwell Park

30 Sep 18 17:25

Clerk of Course :

Time Issued :

Chief Timekeeper : Graham Marshall

THESE RESULTS ARE PROVISIONAL UNTIL THE CONCLUSION OF ANY JUDICIAL AND TECHNICAL MATTERS

HS Sports Timing and Results Systems - Results and Lap Times at www.hssports.co.uk

BRITISH HISTORIC RACING

RESULT - RACE 35 - EVENT 14

PI	No	Evt	Name	Machine	Laps	Time	MPH	Best Lap on	MPH
1	159	14	David HEBB	Honda 500/4	5	9:58.68	65.54	1:56.92	5 67.12
2	67	14	Bart REID	Suzuki GS1000E	5	10:40.99	61.22	2:06.40	3 62.09
3	170	14	Mark SIMMONS	Yamaha XS750	5	11:27.51	57.08	2:14.17	4 58.49

Not-Classified

124	14	Robert CHAMBERS	Kawasaki Z750	3	5:41.17	DNF	69.01	1:50.35	3 71.12
-----	----	-----------------	---------------	---	---------	-----	-------	---------	---------

Fastest Lap

124	14	Robert CHAMBERS	Kawasaki Z750					1:50.35	3 71.12
-----	----	-----------------	---------------	--	--	--	--	---------	---------

Start Time : 17:12

Cadwell Park

30 Sep 18 17:25

Clerk of Course :

Time Issued :

Chief Timekeeper : Graham Marshall

THESE RESULTS ARE PROVISIONAL UNTIL THE CONCLUSION OF ANY JUDICIAL AND TECHNICAL MATTERS

HS Sports Timing and Results Systems - Results and Lap Times at www.hssports.co.uk

BRITISH HISTORIC RACING

RESULT - RACE 35 - EVENT 22

Pl	No	Evt	Name	Machine	Laps	Time	MPH	Best Lap on	MPH
1	75	22	James LUCK	Supermono Tigcraft KTM	5	9:16.81	70.47	1:49.02	5 71.99
2	59	22	Daniel LEDGER	KTM Supermono 650	5	9:17.35	70.40	1:48.55	5 72.30

Fastest Lap

59 22 Daniel LEDGER KTM Supermono 650 1:48.55 5 72.30

Start Time : 17:12

Cadwell Park

30 Sep 18 17:25

Clerk of Course :

Time Issued :

Chief Timekeeper : Graham Marshall

THESE RESULTS ARE PROVISIONAL UNTIL THE CONCLUSION OF ANY JUDICIAL AND TECHNICAL MATTERS

HS Sports Timing and Results Systems - Results and Lap Times at www.hssports.co.uk

BRITISH HISTORIC RACING

RESULT - RACE 35 - EVENT 8

Pl	No	Evt	Name	Machine	Laps	Time	MPH	Best Lap on	MPH
1	79	8	Tony JIMENEZ	Norton Atlas 750	5	9:43.71	67.23	1:55.08	4 68.20
2	156	8	Kevin THURSTON	Petty Weslake 750	5	9:58.02	65.62	1:55.40	5 68.01

Fastest Lap

79	8	Tony JIMENEZ	Norton Atlas 750	1:55.08	4	68.20
----	---	--------------	------------------	---------	---	-------

Start Time : 17:12

Cadwell Park

30 Sep 18 17:25

Clerk of Course :

Time Issued :

Chief Timekeeper : Graham Marshall

THESE RESULTS ARE PROVISIONAL UNTIL THE CONCLUSION OF ANY JUDICIAL AND TECHNICAL MATTERS

HS Sports Timing and Results Systems - Results and Lap Times at www.hssports.co.uk

EVENTS 8, 9, 10, 14 & 22

LAP TIMES - RACE 35

59	Daniel LEDGER										
	Lap	1	2	3	4	5	6	7	8	9	10
	1	1:56.34	1:50.90	1:49.66	1:49.59	1:48.55					

67	Bart REID										
	Lap	1	2	3	4	5	6	7	8	9	10
	1	2:08.39	2:07.51	2:06.40	2:06.96	2:07.15					

75	James LUCK										
	Lap	1	2	3	4	5	6	7	8	9	10
	1	1:54.43	1:51.35	1:50.02	1:49.32	1:49.02					

79	Tony JIMENEZ										
	Lap	1	2	3	4	5	6	7	8	9	10
	1	1:57.67	1:56.02	1:55.51	1:55.08	1:55.99					

124	Robert CHAMBERS										
	Lap	1	2	3	4	5	6	7	8	9	10
	1	1:57.47	1:51.40	1:50.35							

138	Mike KEMP										
	Lap	1	2	3	4	5	6	7	8	9	10
	1	2:01.35	2:00.01	1:57.41	1:58.24	1:57.72					

156	Kevin THURSTON										
	Lap	1	2	3	4	5	6	7	8	9	10
	1	2:03.22	1:59.69	1:57.93	1:57.91	1:55.40					

159	David HEBB										
	Lap	1	2	3	4	5	6	7	8	9	10
	1	2:02.47	1:59.97	1:57.44	1:58.31	1:56.92					

170	Mark SIMMONS										
	Lap	1	2	3	4	5	6	7	8	9	10
	1	2:19.09	2:17.48	2:16.14	2:14.17	2:14.36					

260	Richard HAWKSWORTH										
	Lap	1	2	3	4	5	6	7	8	9	10
	1	2:10.18	2:07.70	2:06.57	2:05.47	2:03.97					

Lap Chart

EVENTS 8, 9, 10, 14 & 22 - RACE 35

Lap 1		Lap 2		Lap 3		Lap 4		Lap 5		Lap 6		Lap 7		Lap 8		Lap 9		Lap 10	
No	Time	No	Time	No	Time	No	Time	No	Time	No	Time	No	Time	No	Time	No	Time	No	Time
75	1:57.10	75	3:48.45	75	5:38.47	75	7:27.79	75	9:16.81										
59	1:58.65	59	3:49.55	59	5:39.21	59	7:28.80	59	9:17.35										
124	1:59.42	124	3:50.82	124	5:41.17	79	7:47.72	79	9:43.71										
79	2:01.11	79	3:57.13	79	5:52.64	159	8:01.76	156	9:58.02										
159	2:06.04	159	4:06.01	159	6:03.45	138	8:02.38	159	9:58.68										
138	2:06.72	138	4:06.73	138	6:04.14	156	8:02.62	138	10:00.10										
156	2:07.09	156	4:06.78	156	6:04.71	67	8:33.84	260	10:39.22										
67	2:12.97	67	4:20.48	67	6:26.88	260	8:35.25	67	10:40.99										
260	2:15.51	260	4:23.21	260	6:29.78	170	9:13.15	170	11:27.51										
170	2:25.36	170	4:42.84	170	6:58.98														

BRITISH HISTORIC RACING

EVENTS 15, 16, 17 & 23A

RESULT - RACE 36

PI	No	Evt	Name	Machine	Laps	Time	Behind	MPH	Best Lap on	MPH
1	34	17	TUER/ TUER	Morgan Racing	5	10:02.19		65.16	1:57.80	3 66.62
2	46	17	BIBBY/ HEANEY	Morgan Racing	5	10:02.77	0.58	65.10	1:57.75	3 66.65
3	69	17	BOOTE/ MORRIS	Nourish MRE 950	5	10:33.21	31.02	61.97	2:04.31	5 63.13
4	4	16	BLEACH/ DAWS	Norton Ducker Lynx	5	10:48.95	46.76	60.47	2:05.83	4 62.37
5	42	16	STEVENSON/ BORRINGTON	BSA Broadstock 750	5	10:54.59	52.40	59.95	2:07.62	2 61.50
6	11	17	QUIRK/ CLOVER	Vincent Rapide 1272	5	10:55.65	53.46	59.85	2:07.67	5 61.47
7	187	17	ABRAHAMS/ ABRAHAMS	Vincent Rapide 1275	5	10:59.82	57.63	59.47	2:08.67	4 60.99
8	27	17	HUTCHINSON/ MILLINGTON	Berkeley T60 1293	5	11:03.20	1:01.01	59.17	2:09.40	4 60.65
9	656	23a	DAVENPORT/ DAVENPORT	Aprilia RS 656	5	11:04.22	1:02.03	59.08	2:09.51	4 60.60
10	31	15	WESTON/ WESTON	Triumph Thunderbird	5	11:04.97	1:02.78	59.01	2:09.81	4 60.46
11	87	15	SYKES/ RUTH	BSA 1000	4	10:20.70	1 Lap	50.58	2:31.60	3 51.77
12	12	15	WHITTAKER/ WHITTAKER	BSA Road Rocket 650	4	10:58.60	1 Lap	47.66	2:38.37	2 49.55

Not-Classified

147	17	LISSAMAN/ LEETON	JPR BMW Moorespeed	0		Starter
-----	----	------------------	--------------------	---	--	---------

Fastest Lap

46	17	BIBBY/ HEANEY	Morgan Racing			1:57.75	3	66.65
----	----	---------------	---------------	--	--	---------	---	-------

Start Time : 17:30

Cadwell Park

30 Sep 18 17:44

Clerk of Course :

Time Issued :

Chief Timekeeper : Graham Marshall

THESE RESULTS ARE PROVISIONAL UNTIL THE CONCLUSION OF ANY JUDICIAL AND TECHNICAL MATTERS

HS Sports Timing and Results Systems - Results and Lap Times at www.hssports.co.uk

RACE GRID

EVENTS 15, 16, 17 & 23A

RACE 36

ROW 12		
ROW 11		88 PEARSON/ BRIDGE
ROW 10	70 BANISTER/ BANISTER	12 02:33.850 WHITTAKER/ WHITTAK
ROW 9	87 02:29.860 SYKES/ RUTH	78 02:28.560 WICKETT/ DUPLOCK
ROW 8	101 02:13.140 RYDEN/ DRURY	16 02:12.420 HODGSON/ PEARSON
ROW 7	73 02:12.410 CRAWFORD/ BAXTER	656 02:12.190 DAVENPORT/ DAVENPO
ROW 6	27 02:11.640 HUTCHINSON/ MILLING	31 02:08.660 WESTON/ WESTON
ROW 5	4 02:07.290 BLEACH/ DAWS	30 02:06.600 REYNOLDS/ ASH
ROW 4	11 02:06.450 QUIRK/ CLOVER	42 02:05.070 STEVENSON/ BORRING
ROW 3	69 02:03.450 BOOTE/ MORRIS	187 01:59.330 ABRAHAMS/ ABRAHAM
ROW 2	46 01:58.320 BIBBY/ HEANEY	147 01:58.220 LISSAMAN/ LEETON
ROW 1	125 01:58.050 THOMAS/ WESTON ©	34 01:57.660 TUER/ TUER

POLE

BRITISH HISTORIC RACING

RESULT - RACE 36 - EVENT 15

Pl	No	Evt	Name	Machine	Laps	Time	MPH	Best Lap on	MPH
1	31	15	WESTON/ WESTON	Triumph Thunderbird	5	11:04.97	59.01	2:09.81	4 60.46
2	87	15	SYKES/ RUTH	BSA 1000	4	10:20.70	50.58	2:31.60	3 51.77
3	12	15	WHITTAKER/ WHITTAKER	BSA Road Rocket 650	4	10:58.60	47.66	2:38.37	2 49.55

Fastest Lap

31	15	WESTON/ WESTON	Triumph Thunderbird	2:09.81	4	60.46
----	----	----------------	---------------------	---------	---	-------

Start Time : 17:30

Cadwell Park

30 Sep 18 17:44

Clerk of Course :

Time Issued :

Chief Timekeeper : Graham Marshall

THESE RESULTS ARE PROVISIONAL UNTIL THE CONCLUSION OF ANY JUDICIAL AND TECHNICAL MATTERS

HS Sports Timing and Results Systems - Results and Lap Times at www.hssports.co.uk

BRITISH HISTORIC RACING

RESULT - RACE 36 - EVENT 16

Pl	No	Evt	Name	Machine	Laps	Time	MPH	Best Lap on	MPH
1	4	16	BLEACH/ DAWS	Norton Ducker Lynx	5	10:48.95	60.47	2:05.83	4 62.37
2	42	16	STEVENSON/ BORRINGTON	BSA Broadstock 750	5	10:54.59	59.95	2:07.62	2 61.50

Fastest Lap

4	16	BLEACH/ DAWS	Norton Ducker Lynx	2:05.83	4	62.37
---	----	--------------	--------------------	---------	---	-------

Start Time : 17:30

Cadwell Park

30 Sep 18 17:44

Clerk of Course :

Time Issued :

Chief Timekeeper : Graham Marshall

THESE RESULTS ARE PROVISIONAL UNTIL THE CONCLUSION OF ANY JUDICIAL AND TECHNICAL MATTERS

HS Sports Timing and Results Systems - Results and Lap Times at www.hssports.co.uk

BRITISH HISTORIC RACING

RESULT - RACE 36 - EVENT 17

PI	No	Evt	Name	Machine	Laps	Time	MPH	Best Lap on	MPH
1	34	17	TUER/ TUER	Morgan Racing	5	10:02.19	65.16	1:57.80	3 66.62
2	46	17	BIBBY/ HEANEY	Morgan Racing	5	10:02.77	65.10	1:57.75	3 66.65
3	69	17	BOOTE/ MORRIS	Nourish MRE 950	5	10:33.21	61.97	2:04.31	5 63.13
4	11	17	QUIRK/ CLOVER	Vincent Rapide 1272	5	10:55.65	59.85	2:07.67	5 61.47
5	187	17	ABRAHAMS/ ABRAHAMS	Vincent Rapide 1275	5	10:59.82	59.47	2:08.67	4 60.99
6	27	17	HUTCHINSON/ MILLINGTON	Berkeley T60 1293	5	11:03.20	59.17	2:09.40	4 60.65

Not-Classified

147 17 LISSAMAN/ LEETON JPR BMW Moorespeed 0 Starter

Fastest Lap

46 17 BIBBY/ HEANEY Morgan Racing 1:57.75 3 66.65

Start Time : 17:30

Cadwell Park

30 Sep 18 17:44

Clerk of Course :

Time Issued :

Chief Timekeeper : Graham Marshall

THESE RESULTS ARE PROVISIONAL UNTIL THE CONCLUSION OF ANY JUDICIAL AND TECHNICAL MATTERS

HS Sports Timing and Results Systems - Results and Lap Times at www.hssports.co.uk



RESULT - RACE 36 - EVENT 23a

PI	No	Evt	Name	Machine	Laps	Time	MPH	Best Lap on	MPH
1	656	23a	DAVENPORT/ DAVENPORT	Aprilia RS 656	5	11:04.22	59.08	2:09.51	4 60.60

Fastest Lap

656	23a	DAVENPORT/ DAVENPORT	Aprilia RS 656				2:09.51	4	60.60
-----	-----	----------------------	----------------	--	--	--	---------	---	-------

Start Time : 17:30

Cadwell Park

30 Sep 18 17:44

Clerk of Course :

Time Issued :

Chief Timekeeper : Graham Marshall

THESE RESULTS ARE PROVISIONAL UNTIL THE CONCLUSION OF ANY JUDICIAL AND TECHNICAL MATTERS

HS Sports Timing and Results Systems - Results and Lap Times at www.hssports.co.uk

EVENTS 15, 16, 17 & 23A

LAP TIMES - RACE 36

4	BLEACH/ DAWS										
	Lap	1	2	3	4	5	6	7	8	9	10
	1	2:14.41	2:07.39	2:07.10	2:05.83	2:07.80					
11	QUIRK/ CLOVER										
	Lap	1	2	3	4	5	6	7	8	9	10
	1	2:14.20	2:11.93	2:07.96	2:08.62	2:07.67					
12	WHITTAKER/ WHITTAKER										
	Lap	1	2	3	4	5	6	7	8	9	10
	1	2:36.38	2:38.37	2:41.22	2:53.50						
27	HUTCHINSON/ MILLINGTON										
	Lap	1	2	3	4	5	6	7	8	9	10
	1	2:15.37	2:11.03	2:11.19	2:09.40	2:09.74					
31	WESTON/ WESTON										
	Lap	1	2	3	4	5	6	7	8	9	10
	1	2:14.56	2:10.83	2:10.84	2:09.81	2:12.63					
34	TUER/ TUER										
	Lap	1	2	3	4	5	6	7	8	9	10
	1	2:05.96	1:58.03	1:57.80	1:58.00	1:58.09					
42	STEVENSON/ BORRINGTON										
	Lap	1	2	3	4	5	6	7	8	9	10
	1	2:13.10	2:07.62	2:08.60	2:09.53	2:09.84					
46	BIBBY/ HEANEY										
	Lap	1	2	3	4	5	6	7	8	9	10
	1	2:06.34	1:58.14	1:57.75	1:58.22	1:58.00					
69	BOOTE/ MORRIS										
	Lap	1	2	3	4	5	6	7	8	9	10
	1	2:05.96	2:08.63	2:04.68	2:04.78	2:04.31					
87	SYKES/ RUTH										
	Lap	1	2	3	4	5	6	7	8	9	10
	1	2:30.54	2:35.29	2:31.60	2:34.93						
187	ABRAHAMS/ ABRAHAMS										
	Lap	1	2	3	4	5	6	7	8	9	10
	1	2:13.66	2:12.32	2:10.43	2:08.67	2:09.69					
656	DAVENPORT/ DAVENPORT										
	Lap	1	2	3	4	5	6	7	8	9	10
	1	2:15.43	2:10.99	2:11.24	2:09.51	2:09.81					

Lap Chart

EVENTS 15, 16, 17 & 23A - RACE 36

Lap 1		Lap 2		Lap 3		Lap 4		Lap 5		Lap 6		Lap 7		Lap 8		Lap 9		Lap 10	
No	Time	No	Time	No	Time	No	Time	No	Time	No	Time	No	Time	No	Time	No	Time	No	Time
34	2:10.27	34	4:08.30	34	6:06.10	34	8:04.10	34	10:02.19										
46	2:10.66	46	4:08.80	46	6:06.55	46	8:04.77	46	10:02.77										
69	2:10.81	69	4:19.44	69	6:24.12	12	8:05.10 *1	87	10:20.70 *1										
187	2:18.71	42	4:26.62	42	6:35.22	69	8:28.90	69	10:33.21										
42	2:19.00	4	4:28.22	4	6:35.32	4	8:41.15	4	10:48.95										
11	2:19.47	187	4:31.03	11	6:39.36	42	8:44.75	42	10:54.59										
4	2:20.83	11	4:31.40	187	6:41.46	11	8:47.98	11	10:55.65										
31	2:20.86	31	4:31.69	31	6:42.53	187	8:50.13	12	10:58.60 *1										
27	2:21.84	27	4:32.87	27	6:44.06	31	8:52.34	187	10:59.82										
656	2:22.67	656	4:33.66	656	6:44.90	27	8:53.46	27	11:03.20										
87	2:38.88	87	5:14.17	87	7:45.77	656	8:54.41	656	11:04.22										
12	2:45.51	12	5:23.88					31	11:04.97										

BRITISH HISTORIC RACING

EVENTS 7 & 13

RESULT - RACE 37

PI	No	Evt	Name	Machine	Laps	Time	Behind	MPH	Best Lap on	MPH
1	175	13	Patrick WELCH	Rob North Trident 930	5	9:40.18		67.63	1:54.13	2 68.76
2	81	7	Mick FOX	Seeley G50	5	9:42.32	2.14	67.39	1:54.53	5 68.52
3	79	13	Tony JIMENEZ	Norton Atlas 750	5	9:43.51	3.33	67.25	1:54.60	5 68.48
4	257	13	Richard STUBBS	BMW R100RS	5	9:59.63	19.45	65.44	1:56.83	5 67.17
5	100	7	Andy HUNT	Ducati Steelcraft 450	5	10:00.52	20.34	65.34	1:56.94	4 67.11
6	264	13	Nic POWELL	Moto Guzzi 750	5	10:02.83	22.65	65.09	1:58.04	4 66.49
7	151	13	Nigel CLARK	Moto Guzzi V7 Sport	5	10:25.27	45.09	62.76	2:02.80	2 63.91
8	260	13	Richard HAWKSWORTH	BMW K100	5	10:31.17	50.99	62.17	2:03.88	2 63.35
9	268	13	Mark FAIRWEATHER	BMW R100RS	5	10:40.35	1:00.17	61.28	2:05.52	5 62.52
10	171	13	Stephen JONES	Ducati Pantah 500SL	5	11:20.56	1:40.38	57.66	2:14.78	2 58.23
<u>Not-Classified</u>										
	138	13	Mike KEMP	Norton Atlas 745	3	6:09.05	DNF	63.80	1:57.83	2 66.60
<u>Fastest Lap</u>										
	175	13	Patrick WELCH	Rob North Trident 930					1:54.13	2 68.76

Start Time : 17:47

Cadwell Park

30 Sep 18 17:58

Clerk of Course :

Time Issued :

Chief Timekeeper : Graham Marshall

THESE RESULTS ARE PROVISIONAL UNTIL THE CONCLUSION OF ANY JUDICIAL AND TECHNICAL MATTERS

HS Sports Timing and Results Systems - Results and Lap Times at www.hssports.co.uk

RACE GRID

EVENTS 7 & 13

RACE 37

ROW 10	154 02:17.460 Dave FITZPATRICK 28	229 Robert BEVAN 29	151 Nigel CLARK 30
ROW 9	134 02:06.160 Paul POTTER 25	42 02:07.400 Tony AINLEY 26	139 02:16.190 Gareth ROBERTS 27
ROW 8	156 02:03.990 Kevin THURSTON 22	268 02:04.150 Mark FAIRWEATHER 23	68 02:05.160 Keith RILEY 24
ROW 7	186 02:02.850 Sean GAUCHWIN 19	260 02:03.630 Richard HAWKSWORTH 20	122 02:03.820 Richard STOTT 21
ROW 6	222 02:00.820 Ian VERRINDER 16	235 02:00.920 Graham NICHOLLS 17	26 02:02.190 Tim WOOLLEY 18
ROW 5	257 01:57.930 Richard STUBBS 13	13 01:58.390 Andrew JONES 14	264 01:59.330 Nic POWELL 15
ROW 4	79 01:55.700 Tony JIMENEZ 10	138 01:55.730 Mike KEMP 11	187 01:56.960 Lee WATTS 12
ROW 3	279 01:54.710 Paul JOHNSON 7	117 01:54.840 John FAWCETT 8	155 01:55.370 Chris SALTINSTALL 9
ROW 2	175 01:53.180 Patrick WELCH 4	81 01:53.640 Mick FOX 5	100 01:54.120 Andy HUNT 6
ROW 1	77 01:44.330 Mike SMITH 1	239 01:51.660 Mike BEVAN 2	200 01:52.330 James GERRARD 3

POLE



RESULT - RACE 37 - EVENT 13

PI	No	Evt	Name	Machine	Laps	Time	MPH	Best Lap on	MPH
1	175	13	Patrick WELCH	Rob North Trident 930	5	9:40.18	67.63	1:54.13	2 68.76
2	79	13	Tony JIMENEZ	Norton Atlas 750	5	9:43.51	67.25	1:54.60	5 68.48
3	257	13	Richard STUBBS	BMW R100RS	5	9:59.63	65.44	1:56.83	5 67.17
4	264	13	Nic POWELL	Moto Guzzi 750	5	10:02.83	65.09	1:58.04	4 66.49
5	151	13	Nigel CLARK	Moto Guzzi V7 Sport	5	10:25.27	62.76	2:02.80	2 63.91
6	260	13	Richard HAWKSWORTH	BMW K100	5	10:31.17	62.17	2:03.88	2 63.35
7	268	13	Mark FAIRWEATHER	BMW R100RS	5	10:40.35	61.28	2:05.52	5 62.52
8	171	13	Stephen JONES	Ducati Pantah 500SL	5	11:20.56	57.66	2:14.78	2 58.23

Not-Classified

138	13	Mike KEMP	Norton Atlas 745	3	6:09.05	DNF	63.80	1:57.83	2 66.60
-----	----	-----------	------------------	---	---------	-----	-------	---------	---------

Fastest Lap

175	13	Patrick WELCH	Rob North Trident 930				67.63	1:54.13	2 68.76
-----	----	---------------	-----------------------	--	--	--	-------	---------	---------

Start Time : 17:47

Cadwell Park

30 Sep 18 17:58

Clerk of Course :

Time Issued :

Chief Timekeeper : Graham Marshall

THESE RESULTS ARE PROVISIONAL UNTIL THE CONCLUSION OF ANY JUDICIAL AND TECHNICAL MATTERS

HS Sports Timing and Results Systems - Results and Lap Times at www.hssports.co.uk

BRITISH HISTORIC RACING

RESULT - RACE 37 - EVENT 7

Pl	No	Evt	Name	Machine	Laps	Time	MPH	Best Lap on	MPH
1	81	7	Mick FOX	Seeley G50	5	9:42.32	67.39	1:54.53	5 68.52
2	100	7	Andy HUNT	Ducati Steelcraft 450	5	10:00.52	65.34	1:56.94	4 67.11

Fastest Lap

81	7	Mick FOX	Seeley G50	1:54.53	5	68.52
----	---	----------	------------	---------	---	-------

Start Time : 17:47

Cadwell Park

30 Sep 18 17:58

Clerk of Course :

Time Issued :

Chief Timekeeper : Graham Marshall

THESE RESULTS ARE PROVISIONAL UNTIL THE CONCLUSION OF ANY JUDICIAL AND TECHNICAL MATTERS

HS Sports Timing and Results Systems - Results and Lap Times at www.hssports.co.uk

EVENTS 7 & 13

LAP TIMES - RACE 37

79	Tony JIMENEZ										
	Lap	1	2	3	4	5	6	7	8	9	10
	1	2:00.13	1:55.15	1:55.36	1:55.02	1:54.60					

81	Mick FOX										
	Lap	1	2	3	4	5	6	7	8	9	10
	1	1:59.31	1:55.41	1:54.75	1:55.70	1:54.53					

100	Andy HUNT										
	Lap	1	2	3	4	5	6	7	8	9	10
	1	2:03.08	2:00.76	1:58.92	1:56.94	1:58.00					

138	Mike KEMP										
	Lap	1	2	3	4	5	6	7	8	9	10
	1	2:02.72	1:57.83	2:04.98							

151	Nigel CLARK										
	Lap	1	2	3	4	5	6	7	8	9	10
	1	2:04.53	2:02.80	2:03.02	2:04.02	2:04.55					

171	Stephen JONES										
	Lap	1	2	3	4	5	6	7	8	9	10
	1	2:15.85	2:14.78	2:14.87	2:15.54	2:14.87					

175	Patrick WELCH										
	Lap	1	2	3	4	5	6	7	8	9	10
	1	1:58.52	1:54.13	1:55.05	1:54.95	1:55.08					

257	Richard STUBBS										
	Lap	1	2	3	4	5	6	7	8	9	10
	1	2:02.78	1:58.40	1:59.33	1:58.41	1:56.83					

260	Richard HAWKSWORTH										
	Lap	1	2	3	4	5	6	7	8	9	10
	1	2:07.60	2:03.88	2:04.31	2:05.19	2:04.99					

264	Nic POWELL										
	Lap	1	2	3	4	5	6	7	8	9	10
	1	2:03.63	1:59.08	1:59.70	1:58.04	1:58.36					

268	Mark FAIRWEATHER										
	Lap	1	2	3	4	5	6	7	8	9	10
	1	2:10.26	2:06.40	2:06.59	2:05.75	2:05.52					

Lap Chart

EVENTS 7 & 13 - RACE 37

Lap 1		Lap 2		Lap 3		Lap 4		Lap 5		Lap 6		Lap 7		Lap 8		Lap 9		Lap 10	
No	Time	No	Time	No	Time	No	Time	No	Time	No	Time	No	Time	No	Time	No	Time	No	Time
175	2:00.97	175	3:55.10	175	5:50.15	175	7:45.10	175	9:40.18										
81	2:01.93	81	3:57.34	81	5:52.09	81	7:47.79	81	9:42.32										
79	2:03.38	79	3:58.53	79	5:53.89	79	7:48.91	79	9:43.51										
100	2:05.90	138	4:04.07	257	6:04.39	100	8:02.52	257	9:59.63										
138	2:06.24	257	4:05.06	100	6:05.58	257	8:02.80	100	10:00.52										
257	2:06.66	100	4:06.66	264	6:06.43	264	8:04.47	264	10:02.83										
264	2:07.65	264	4:06.73	138	6:09.05	151	8:20.72	151	10:25.27										
151	2:10.88	151	4:13.68	151	6:16.70	260	8:26.18	260	10:31.17										
260	2:12.80	260	4:16.68	260	6:20.99	268	8:34.83	268	10:40.35										
268	2:16.09	268	4:22.49	268	6:29.08	171	9:05.69	171	11:20.56										
171	2:20.50	171	4:35.28	171	6:50.15														

BRITISH HISTORIC RACING

EVENTS 4, 11, 12, 14 & 31

RESULT - RACE 33

PI	No	Evt	Name	Machine	Laps	Time	Behind	MPH	Best Lap on	MPH
1	60	12	Richard HAWKINS	Ducati MKIII 349	5	9:37.57		67.94	1:53.86	4 68.93
2	100	12	Andy HUNT	Ducati Steelcraft 250	5	10:04.01	26.44	64.97	1:59.02	2 65.94
3	50	12	John HYNES	Ducati MKIII 250	5	10:34.30	56.73	61.86	2:04.42	3 63.08
4	247	12	Louie ALLFREY	Ducati Single 250	5	10:41.31	1:03.74	61.19	2:05.53	4 62.52
5	243	14	Chris SMALLBONES	Honda K4 350	5	10:54.79	1:17.22	59.93	2:08.32	5 61.16
6	150	11	Robert DUESBURY	BSA Bantam Superstock	5	10:55.99	1:18.42	59.82	2:08.56	5 61.05
7	36	11	Ian SCUTT	BSA Bantam 125	5	11:03.91	1:26.34	59.10	2:09.53	4 60.59
8	52	11	Robbie BROWN	BSA Bantam 183	5	11:08.36	1:30.79	58.71	2:11.43	4 59.71
9	173	11	Michael POTTER	BSA Bantam 125	5	11:10.97	1:33.40	58.48	2:11.60	4 59.64
10	66	11	Matthew MOULDEN	BSA Bantam 125	5	11:40.83	2:03.26	55.99	2:15.85	4 57.77
<u>Not-Classified</u>										
	223	11	Andrew FRASER	BSA Bantam 125	3	7:06.79	DNF	55.17	2:18.94	2 56.48
<u>Fastest Lap</u>										
	60	12	Richard HAWKINS	Ducati MKIII 349					1:53.86	4 68.93

Start Time : 18:03

Cadwell Park

30 Sep 18 18:16

Clerk of Course :

Time Issued :

Chief Timekeeper : Graham Marshall

THESE RESULTS ARE PROVISIONAL UNTIL THE CONCLUSION OF ANY JUDICIAL AND TECHNICAL MATTERS

HS Sports Timing and Results Systems - Results and Lap Times at www.hssports.co.uk

RACE GRID

EVENTS 4, 11, 12, 14 & 31

RACE 33

ROW 10	190 02:26.340 Tony GREEN 28	210 02:35.440 Adam PLANE 29	30
ROW 9	89 02:22.480 Andy SEED 25	49 02:24.740 Simon LEWIS 26	35 02:25.050 James COOK 27
ROW 8	68 02:12.740 Keith RILEY 22	44 02:15.640 Michael HARRISON 23	66 02:18.700 Matthew MOULDEN 24
ROW 7	256 02:11.090 Nick BRAMLEY 19	73 02:11.760 Andrew MOULDEN 20	223 02:11.860 Andrew FRASER 21
ROW 6	150 02:08.010 Robert DUESBURY 16	259 02:09.140 Richard BOOL 17	52 02:09.330 Robbie BROWN 18
ROW 5	248 02:05.680 Andrew PIGGOTT 13	243 02:06.390 Chris SMALLBONES 14	24 02:08.000 Joao QUINTANEIRO 15
ROW 4	50 02:04.260 John HYNES 10	209 02:04.540 Mick BALDWIN 11	247 02:04.640 Louie ALLFREY 12
ROW 3	4 01:58.490 Ian HENSHAW 7	33 01:58.710 Mike POWELL 8	36 02:03.860 Ian SCUTT 9
ROW 2	253 01:56.640 Scott HARRIS 4	100 01:56.870 Andy HUNT 5	94 01:56.870 Geoff MILLS 6
ROW 1	34 01:49.970 James MORALEE 1	60 01:53.190 Richard HAWKINS 2	56 01:56.490 Matthew HEBB 3

POLE

BRITISH HISTORIC RACING

RESULT - RACE 33 - EVENT 11

PI	No	Evt	Name	Machine	Laps	Time	MPH	Best Lap on	MPH
1	150	11	Robert DUESBURY	BSA Bantam Superstock	5	10:55.99	59.82	2:08.56	5 61.05
2	36	11	Ian SCUTT	BSA Bantam 125	5	11:03.91	59.10	2:09.53	4 60.59
3	52	11	Robbie BROWN	BSA Bantam 183	5	11:08.36	58.71	2:11.43	4 59.71
4	173	11	Michael POTTER	BSA Bantam 125	5	11:10.97	58.48	2:11.60	4 59.64
5	66	11	Matthew MOULDEN	BSA Bantam 125	5	11:40.83	55.99	2:15.85	4 57.77

Not-Classified

223	11	Andrew FRASER	BSA Bantam 125	3	7:06.79	DNF	55.17	2:18.94	2 56.48
-----	----	---------------	----------------	---	---------	-----	-------	---------	---------

Fastest Lap

150	11	Robert DUESBURY	BSA Bantam Superstock				2:08.56	5 61.05
-----	----	-----------------	-----------------------	--	--	--	---------	---------

Start Time : 18:03

Cadwell Park

30 Sep 18 18:16

Clerk of Course :

Time Issued :

Chief Timekeeper : Graham Marshall

THESE RESULTS ARE PROVISIONAL UNTIL THE CONCLUSION OF ANY JUDICIAL AND TECHNICAL MATTERS

HS Sports Timing and Results Systems - Results and Lap Times at www.hssports.co.uk

BRITISH HISTORIC RACING

RESULT - RACE 33 - EVENT 12

Pl	No	Evt	Name	Machine	Laps	Time	MPH	Best Lap on	MPH
1	60	12	Richard HAWKINS	Ducati MKIII 349	5	9:37.57	67.94	1:53.86	4 68.93
2	100	12	Andy HUNT	Ducati Steelcraft 250	5	10:04.01	64.97	1:59.02	2 65.94
3	50	12	John HYNES	Ducati MKIII 250	5	10:34.30	61.86	2:04.42	3 63.08
4	247	12	Louie ALLFREY	Ducati Single 250	5	10:41.31	61.19	2:05.53	4 62.52

Fastest Lap

60	12	Richard HAWKINS	Ducati MKIII 349	1:53.86	4	68.93
----	----	-----------------	------------------	---------	---	-------

Start Time : 18:03

Cadwell Park

30 Sep 18 18:16

Clerk of Course :

Time Issued :

Chief Timekeeper : Graham Marshall

THESE RESULTS ARE PROVISIONAL UNTIL THE CONCLUSION OF ANY JUDICIAL AND TECHNICAL MATTERS

HS Sports Timing and Results Systems - Results and Lap Times at www.hssports.co.uk



RESULT - RACE 33 - EVENT 14

Pl	No	Evt	Name	Machine	Laps	Time	MPH	Best Lap on	MPH
1	243	14	Chris SMALLBONES	Honda K4 350	5	10:54.79	59.93	2:08.32	5 61.16

Fastest Lap

243 14 Chris SMALLBONES Honda K4 350 2:08.32 5 61.16

Start Time : 18:03

Cadwell Park

30 Sep 18 18:16

Clerk of Course :

Time Issued :

Chief Timekeeper : Graham Marshall

THESE RESULTS ARE PROVISIONAL UNTIL THE CONCLUSION OF ANY JUDICIAL AND TECHNICAL MATTERS

HS Sports Timing and Results Systems - Results and Lap Times at www.hssports.co.uk

EVENTS 4, 11, 12, 14 & 31

LAP TIMES - RACE 33

36	Ian SCUTT										
	Lap	1	2	3	4	5	6	7	8	9	10
	1	2:17.52	2:11.65	2:10.18	2:09.53	2:09.53					
50	John HYNES										
	Lap	1	2	3	4	5	6	7	8	9	10
	1	2:08.79	2:06.04	2:04.42	2:06.53	2:05.13					
52	Robbie BROWN										
	Lap	1	2	3	4	5	6	7	8	9	10
	1	2:13.60	2:11.77	2:13.62	2:11.43	2:11.96					
60	Richard HAWKINS										
	Lap	1	2	3	4	5	6	7	8	9	10
	1	1:58.72	1:54.50	1:54.02	1:53.86	1:54.57					
66	Matthew MOULDEN										
	Lap	1	2	3	4	5	6	7	8	9	10
	1	2:20.77	2:19.28	2:19.29	2:15.85	2:17.83					
100	Andy HUNT										
	Lap	1	2	3	4	5	6	7	8	9	10
	1	2:01.97	1:59.02	1:59.08	1:59.12	2:02.16					
150	Robert DUESBURY										
	Lap	1	2	3	4	5	6	7	8	9	10
	1	2:13.03	2:08.80	2:11.43	2:09.37	2:08.56					
173	Michael POTTER										
	Lap	1	2	3	4	5	6	7	8	9	10
	1	2:14.68	2:11.73	2:11.85	2:11.60	2:13.15					
223	Andrew FRASER										
	Lap	1	2	3	4	5	6	7	8	9	10
	1	2:19.97	2:18.94	2:20.35							
243	Chris SMALLBONES										
	Lap	1	2	3	4	5	6	7	8	9	10
	1	2:11.63	2:10.00	2:10.57	2:09.85	2:08.32					
247	Louie ALLFREY										
	Lap	1	2	3	4	5	6	7	8	9	10
	1	2:10.61	2:06.57	2:06.37	2:05.53	2:08.19					

Lap Chart

EVENTS 4, 11, 12, 14 & 31 - RACE 33

Lap 1		Lap 2		Lap 3		Lap 4		Lap 5		Lap 6		Lap 7		Lap 8		Lap 9		Lap 10	
No	Time	No	Time	No	Time	No	Time	No	Time	No	Time	No	Time	No	Time	No	Time	No	Time
60	2:00.62	60	3:55.12	60	5:49.14	60	7:43.00	60	9:37.57										
100	2:04.63	100	4:03.65	100	6:02.73	100	8:01.85	100	10:04.01										
50	2:12.18	50	4:18.22	50	6:22.64	50	8:29.17	50	10:34.30										
247	2:14.65	247	4:21.22	247	6:27.59	247	8:33.12	247	10:41.31										
243	2:16.05	243	4:26.05	243	6:36.62	243	8:46.47	243	10:54.79										
150	2:17.83	150	4:26.63	150	6:38.06	150	8:47.43	150	10:55.99										
52	2:19.58	52	4:31.35	36	6:44.85	36	8:54.38	36	11:03.91										
173	2:22.64	173	4:34.37	52	6:44.97	52	8:56.40	52	11:08.36										
36	2:23.02	36	4:34.67	173	6:46.22	173	8:57.82	173	11:10.97										
223	2:27.50	223	4:46.44	223	7:06.79	66	9:23.00	66	11:40.83										
66	2:28.58	66	4:47.86	66	7:07.15														