

BRITISH HISTORIC RACING

DARLEY MOOR RESULTS

**Saturday 19th / Sunday 20th May
2018**

RESULTS BY



**HS Sports Ltd
Varey Road, Eaton Bank Trading Estate
Congleton, Cheshire CW12 1UW
Tel. +44 (0)1260 275708
Fax +44 (0)1260 278352
www.hssports.co.uk**



EVENTS 8, 9, 10, 14, 22 & 32

RESULT - RACE 1

PI	No	Evt	Name	Machine	Laps	Time	Behind	MPH	Best Lap on	MPH
1	216	32	Alex GILFILLAN	Suzuki GSX1100	8	9:13.56		78.04	1:06.18	3 81.60
2	210	32	Matt GOODFIELD	Honda VFRC (RC24)	8	9:14.33	0.77	77.93	1:09.29	0 77.93
3	263	32	Kevin JONES	Yamaha FX750	8	9:14.57	1.01	77.90	1:07.12	6 80.45
4	59	22	Daniel LEDGER	KTM Supermono	8	9:14.63	1.07	77.89	1:07.38	8 80.14
5	239	14	Mike BEVAN	Honda XL 500	8	9:25.33	11.77	76.42	1:08.80	6 78.49
6	3	22	Benjamin HEATON	Tigercraft KTM 690 LC4	8	9:34.35	20.79	75.22	1:09.04	5 78.22
7	246	32	Stu POULTON	Yamaha 350 YPVS	8	9:47.02	33.46	73.59	1:11.46	7 75.57
8	95	10	Richard ALDOUS	Triumph Trident 750	8	9:52.10	38.54	72.96	1:11.93	8 75.07
9	159	14	Jack HEBB	Honda CB500/4	8	10:01.85	48.29	71.78	1:13.15	4 73.82
10	79	8	Tony JIMENEZ	Norton Atlas 750	8	10:04.60	51.04	71.45	1:11.95	4 75.05
11	153	22	John CHRISTOPHER	Harris/Jusaberg 640	8	10:19.53	1:05.97	69.73	1:15.13	2 71.88
12	286	8	James FIXTER	Triumph Triton 750	8	10:20.07	1:06.51	69.67	1:15.37	4 71.65
13	143	14	Stefan DILLEY	Honda CB 350	8	10:24.21	1:10.65	69.21	1:15.10	4 71.90
14	260	10	Richard HAWKSWORTH	Triumph Bonneville	8	10:27.80	1:14.24	68.81	1:16.05	5 71.01
15	264	32	Nic POWELL	Moto Guzzi 750 744	8	10:27.85	1:14.29	68.81	1:16.47	8 70.62
16	255	8	Alan FOSTER	Norton Metisse 750	8	10:28.42	1:14.86	68.74	1:15.15	5 71.86
17	19	8	Brian HUNT	BSA Rocket 3	7	9:39.01	1 Lap	65.28	1:20.66	3 66.95
Not-Classified										
75	22		James LUCK	Supermono Tigcraft KTM	7	8:42.36	DNF	72.36	1:10.12	2 77.01
138	10		Mike KEMP	Norton Atlas 745	4	5:03.14	DNF	71.25	1:12.17	2 74.82
229	9		Robert BEVAN	Triumph T110 650	4	5:23.12	DNF	66.85	1:16.44	4 70.64
257	32		Gareth SHELLAM	Suzuki GSX750	4	5:37.75	DNF	63.95	1:20.59	4 67.01
186	32		Sean GAUCHWIN	Triumph Rob North	2	2:54.31	DNF	61.96	1:20.25	2 67.29

Fastest Lap

216 32 Alex GILFILLAN Suzuki GSX1100 1:06.18 3 81.60

No 210 - FIT WORKING TRANSPONDER AND IMPROVE NUMBERS

Start Time : 11:33

Darley Moor

19 May 18 11:55

Clerk of Course :

Time Issued :

Chief Timekeeper : Graham Marshall

THESE RESULTS ARE PROVISIONAL UNTIL THE CONCLUSION OF ANY JUDICIAL AND TECHNICAL MATTERS

HS Sports Timing and Results Systems - Results and Lap Times at www.hssports.co.uk



RESULT - RACE 1 - EVENT 10

Pl	No	Evt	Name	Machine	Laps	Time	MPH	Best Lap on	MPH
1	95	10	Richard ALDOUS	Triumph Trident 750	8	9:52.10	72.96	1:11.93	8 75.07
2	260	10	Richard HAWKSWORTH	Triumph Bonneville	8	10:27.80	68.81	1:16.05	5 71.01

Not-Classified

138	10	Mike KEMP	Norton Atlas 745	4	5:03.14	DNF	71.25	1:12.17	2 74.82
-----	----	-----------	------------------	---	---------	-----	-------	---------	---------

Fastest Lap

95	10	Richard ALDOUS	Triumph Trident 750				1:11.93	8	75.07
----	----	----------------	---------------------	--	--	--	---------	---	-------

No 210 - FIT WORKING TRANSPONDER AND IMPROVE NUMBERS

Start Time : 11:33

Darley Moor

19 May 18 11:55

Clerk of Course :

Time Issued :

Chief Timekeeper : Graham Marshall

THESE RESULTS ARE PROVISIONAL UNTIL THE CONCLUSION OF ANY JUDICIAL AND TECHNICAL MATTERS

HS Sports Timing and Results Systems - Results and Lap Times at www.hssports.co.uk

BRITISH HISTORIC RACING

RESULT - RACE 1 - EVENT 14

Pl	No	Evt	Name	Machine	Laps	Time	MPH	Best Lap on	MPH
1	239	14	Mike BEVAN	Honda XL 500	8	9:25.33	76.42	1:08.80	6 78.49
2	159	14	Jack HEBB	Honda CB500/4	8	10:01.85	71.78	1:13.15	4 73.82
3	143	14	Stefan DILLEY	Honda CB 350	8	10:24.21	69.21	1:15.10	4 71.90

Fastest Lap

239 14 Mike BEVAN Honda XL 500 1:08.80 6 78.49

No 210 - FIT WORKING TRANSPONDER AND IMPROVE NUMBERS

Start Time : 11:33

Darley Moor

19 May 18 11:55

Clerk of Course :

Time Issued :

Chief Timekeeper : Graham Marshall

THESE RESULTS ARE PROVISIONAL UNTIL THE CONCLUSION OF ANY JUDICIAL AND TECHNICAL MATTERS

HS Sports Timing and Results Systems - Results and Lap Times at www.hssports.co.uk

BRITISH HISTORIC RACING

RESULT - RACE 1 - EVENT 22

PI	No	Evt	Name	Machine	Laps	Time	MPH	Best Lap on	MPH
1	59	22	Daniel LEDGER	KTM Supermono	8	9:14.63	77.89	1:07.38	8 80.14
2	3	22	Benjamin HEATON	Tigercraft KTM 690 LC4	8	9:34.35	75.22	1:09.04	5 78.22
3	153	22	John CHRISTOPHER	Harris/Jusaberg 640	8	10:19.53	69.73	1:15.13	2 71.88

Not-Classified

75	22	James LUCK	Supermono Tigcraft KTM	7	8:42.36	DNF	72.36	1:10.12	2 77.01
----	----	------------	------------------------	---	---------	-----	-------	---------	---------

Fastest Lap

59	22	Daniel LEDGER	KTM Supermono				1:07.38	8	80.14
----	----	---------------	---------------	--	--	--	---------	---	-------

No 210 - FIT WORKING TRANSPONDER AND IMPROVE NUMBERS

Start Time : 11:33

Darley Moor

19 May 18 11:55

Clerk of Course :

Time Issued :

Chief Timekeeper : Graham Marshall

THESE RESULTS ARE PROVISIONAL UNTIL THE CONCLUSION OF ANY JUDICIAL AND TECHNICAL MATTERS

HS Sports Timing and Results Systems - Results and Lap Times at www.hssports.co.uk



RESULT - RACE 1 - EVENT 32

PI	No	Evt	Name	Machine	Laps	Time	MPH	Best Lap on	MPH
1	216	32	Alex GILFILLAN	Suzuki GSX1100	8	9:13.56	78.04	1:06.18	3 81.60
2	210	32	Matt GOODFIELD	Honda VFRC (RC24)	8	9:14.33	77.93	1:09.29	0 77.93
3	263	32	Kevin JONES	Yamaha FX750	8	9:14.57	77.90	1:07.12	6 80.45
4	246	32	Stu POULTON	Yamaha 350 YPVS	8	9:47.02	73.59	1:11.46	7 75.57
5	264	32	Nic POWELL	Moto Guzzi 750 744	8	10:27.85	68.81	1:16.47	8 70.62

Not-Classified

257	32	Gareth SHELLAM	Suzuki GSX750	4	5:37.75	DNF	63.95	1:20.59	4 67.01
186	32	Sean GAUCHWIN	Triumph Rob North	2	2:54.31	DNF	61.96	1:20.25	2 67.29

Fastest Lap

216	32	Alex GILFILLAN	Suzuki GSX1100					1:06.18	3 81.60
-----	----	----------------	----------------	--	--	--	--	---------	---------

No 210 - FIT WORKING TRANSPONDER AND IMPROVE NUMBERS

Start Time : 11:33

Darley Moor

19 May 18 11:55

Clerk of Course :

Time Issued :

Chief Timekeeper : Graham Marshall

THESE RESULTS ARE PROVISIONAL UNTIL THE CONCLUSION OF ANY JUDICIAL AND TECHNICAL MATTERS

HS Sports Timing and Results Systems - Results and Lap Times at www.hssports.co.uk

BRITISH HISTORIC RACING

RESULT - RACE 1 - EVENT 8

Pl	No	Evt	Name	Machine	Laps	Time	MPH	Best Lap on	MPH
1	79	8	Tony JIMENEZ	Norton Atlas 750	8	10:04.60	71.45	1:11.95	4 75.05
2	286	8	James FIXTER	Triumph Triton 750	8	10:20.07	69.67	1:15.37	4 71.65
3	255	8	Alan FOSTER	Norton Metisse 750	8	10:28.42	68.74	1:15.15	5 71.86
4	19	8	Brian HUNT	BSA Rocket 3	7	9:39.01	65.28	1:20.66	3 66.95

Fastest Lap

79 8 Tony JIMENEZ Norton Atlas 750 1:11.95 4 75.05

No 210 - FIT WORKING TRANSPONDER AND IMPROVE NUMBERS

Start Time : 11:33

Darley Moor

19 May 18 11:55

Clerk of Course :

Time Issued :

Chief Timekeeper : Graham Marshall

THESE RESULTS ARE PROVISIONAL UNTIL THE CONCLUSION OF ANY JUDICIAL AND TECHNICAL MATTERS

HS Sports Timing and Results Systems - Results and Lap Times at www.hssports.co.uk

EVENTS 8, 9, 10, 14, 22 & 32

LAP TIMES - RACE 1

3	Benjamin HEATON									
Lap	1	2	3	4	5	6	7	8	9	10
1	1:18.27	1:10.51	1:10.99	1:09.51	1:09.04	1:09.13	1:09.04	1:09.96		
19	Brian HUNT									
Lap	1	2	3	4	5	6	7	8	9	10
1	1:24.36	1:21.45	1:20.66	1:20.84	1:21.10	1:20.91	1:20.99			
59	Daniel LEDGER									
Lap	1	2	3	4	5	6	7	8	9	10
1	1:10.78	1:08.51	1:08.14	1:08.71	1:07.42	1:08.48	1:08.38	1:07.38		
75	James LUCK									
Lap	1	2	3	4	5	6	7	8	9	10
1	1:17.72	1:10.12	1:13.96	1:13.32	1:12.14	1:12.83	1:14.47			
79	Tony JIMENEZ									
Lap	1	2	3	4	5	6	7	8	9	10
1	1:20.36	1:13.30	1:12.57	1:11.95	1:12.18	1:16.63	1:13.27	1:16.79		
95	Richard ALDOUS									
Lap	1	2	3	4	5	6	7	8	9	10
1	1:14.97	1:12.34	1:13.09	1:12.81	1:14.22	1:12.82	1:12.42	1:11.93		
138	Mike KEMP									
Lap	1	2	3	4	5	6	7	8	9	10
1	1:16.51	1:12.17	1:13.72	1:13.27						
143	Stefan DILLEY									
Lap	1	2	3	4	5	6	7	8	9	10
1	1:21.59	1:17.04	1:16.80	1:15.10	1:16.14	1:16.49	1:16.65	1:16.60		
153	John CHRISTOPHER									
Lap	1	2	3	4	5	6	7	8	9	10
1	1:21.32	1:15.13	1:16.39	1:15.41	1:16.61	1:16.18	1:15.38	1:15.78		
159	Jack HEBB									
Lap	1	2	3	4	5	6	7	8	9	10
1	1:13.74	1:14.34	1:14.96	1:13.15	1:14.95	1:14.55	1:14.07	1:15.65		
186	Sean GAUCHWIN									
Lap	1	2	3	4	5	6	7	8	9	10
1	1:25.23	1:20.25								
210	Matt GOODFIELD									
Lap	1	2	3	4	5	6	7	8	9	10
1	1:09.29	1:09.29	1:09.29	1:09.29	1:09.29	1:09.29	1:09.29	1:09.30		
216	Alex GILFILLAN									
Lap	1	2	3	4	5	6	7	8	9	10
1	1:13.41	1:07.43	1:06.18	1:06.84	1:07.83	1:08.23	1:08.09	1:08.16		

229	Robert BEVAN										
	Lap	1	2	3	4	5	6	7	8	9	10
	1	1:23.31	1:17.58	1:17.67	1:16.44						
239	Mike BEVAN										
	Lap	1	2	3	4	5	6	7	8	9	10
	1	1:11.43	1:09.09	1:09.39	1:10.02	1:09.22	1:08.80	1:10.43	1:10.60		
246	Stu POULTON										
	Lap	1	2	3	4	5	6	7	8	9	10
	1	1:15.76	1:12.19	1:12.86	1:11.99	1:11.55	1:11.79	1:11.46	1:12.27		
255	Alan FOSTER										
	Lap	1	2	3	4	5	6	7	8	9	10
	1	1:23.03	1:17.41	1:16.93	1:16.04	1:15.15	1:17.38	1:17.30	1:16.74		
257	Gareth SHELLAM										
	Lap	1	2	3	4	5	6	7	8	9	10
	1	1:25.27	1:21.69	1:21.88	1:20.59						
260	Richard HAWKSWORTH										
	Lap	1	2	3	4	5	6	7	8	9	10
	1	1:22.13	1:17.31	1:16.63	1:16.63	1:16.05	1:16.98	1:17.09	1:16.88		
263	Kevin JONES										
	Lap	1	2	3	4	5	6	7	8	9	10
	1	1:12.76	1:08.63	1:07.84	1:08.38	1:07.32	1:07.12	1:07.85	1:07.14		
264	Nic POWELL										
	Lap	1	2	3	4	5	6	7	8	9	10
	1	1:19.16	1:17.95	1:17.73	1:17.20	1:17.29	1:17.75	1:17.03	1:16.47		
286	James FIXTER										
	Lap	1	2	3	4	5	6	7	8	9	10
	1	1:18.16	1:18.06	1:17.25	1:15.37	1:16.76	1:15.37	1:15.67	1:16.08		

Lap Chart

EVENTS 8, 9, 10, 14, 22 & 32 - RACE 1

Lap 1		Lap 2		Lap 3		Lap 4		Lap 5		Lap 6		Lap 7		Lap 8		Lap 9		Lap 10		
No	Time	No	Time	No	Time	No	Time	No	Time	No	Time	No	Time	No	Time	No	Time	No	Time	
210	1:09.29	210	2:18.58	210	3:27.87	210	4:37.16	210	5:46.45	210	6:55.74	210	8:05.03	216	9:13.56					
59	1:17.61	59	2:26.12	59	3:34.26	216	4:41.25	216	5:49.08	19	6:57.11 *1	216	8:05.40	210	9:14.33					
239	1:17.78	239	2:26.87	216	3:34.41	59	4:42.97	59	5:50.39	216	6:57.31	59	8:07.25	263	9:14.57					
159	1:20.18	216	2:28.23	239	3:36.26	263	4:45.14	263	5:52.46	59	6:58.87	263	8:07.43	59	9:14.63					
263	1:20.29	263	2:28.92	263	3:36.76	239	4:46.28	239	5:55.50	263	6:59.58	239	8:14.73	239	9:25.33					
216	1:20.80	159	2:34.52	3	3:47.67	3	4:57.18	3	6:06.22	239	7:04.30	19	8:18.02 *1	3	9:34.35					
95	1:22.47	95	2:34.81	95	3:47.90	246	4:59.95	246	6:11.50	3	7:15.35	3	8:24.39	19	9:39.01 *1					
246	1:22.91	246	2:35.10	246	3:47.96	95	5:00.71	95	6:14.93	246	7:23.29	246	8:34.75	246	9:47.02					
138	1:23.98	75	2:35.64	159	3:49.48	159	5:02.63	75	6:15.06	95	7:27.75	95	8:40.17	95	9:52.10					
286	1:25.51	138	2:36.15	75	3:49.60	75	5:02.92	159	6:17.58	75	7:27.89	75	8:42.36	159	10:01.85					
75	1:25.52	3	2:36.68	138	3:49.87	138	5:03.14	79	6:17.91	159	7:32.13	159	8:46.20	79	10:04.60					
3	1:26.17	79	2:41.21	79	3:53.78	79	5:05.73	153	6:32.19	79	7:34.54	79	8:47.81	153	10:19.53					
264	1:26.43	286	2:43.57	153	4:00.17	153	5:15.58	286	6:32.95	286	7:48.32	153	9:03.75	286	10:20.07					
79	1:27.91	153	2:43.78	286	4:00.82	286	5:16.19	143	6:34.47	153	7:48.37	286	9:03.99	143	10:24.21					
153	1:28.65	264	2:44.38	264	4:02.11	143	5:18.33	264	6:36.60	143	7:50.96	143	9:07.61	260	10:27.80					
143	1:29.39	143	2:46.43	143	4:03.23	264	5:19.31	260	6:36.85	260	7:53.83	260	9:10.92	264	10:27.85					
260	1:30.23	260	2:47.54	260	4:04.17	260	5:20.80	255	6:37.00	264	7:54.35	264	9:11.38	255	10:28.42					
229	1:31.43	255	2:48.88	255	4:05.81	255	5:21.85			255	7:54.38	255	9:11.68							
255	1:31.47	229	2:49.01	229	4:06.68	229	5:23.12													
19	1:33.06	186	2:54.31	19	4:15.17	19	5:36.01													
257	1:33.59	19	2:54.51	257	4:17.16	257	5:37.75													
186	1:34.06	257	2:55.28																	



ACU BRITISH SCOOTER STOCK CHAMPIONSHIP

RESULT - TIMED PRACTICE

Pl	No	Name	Bike	Laps	Time on Lap	Behind	MPH
1	1	Darren CONNEELY	Lambretta SX 200	5	1:14.52	5	72.46
2	16	Chris GEYTON	Lambretta GP210	5	1:15.25	2 00.73	71.76
3	63	David BRISTOW	Lambretta Replay 210	8	1:15.43	5 00.91	71.59
4	3	Lee BAMBER	Lambretta GP200	8	1:19.04	6 04.52	68.32
5	150	Peter WARD	Lambretta GP200	8	1:19.42	6 04.90	67.99
6	41	Stuart DAY	Lambretta GP 200	7	1:20.13	3 05.61	67.39
7	69	Michael BONETT	Lambretta SX200	8	1:20.26	6 05.74	67.28
8	6	Stewart McKENZIE	Vespa 210	8	1:20.33	6 05.81	67.22
9	28	Stephen WRIGHT	Gilera Runner PSN 180	8	1:20.41	7 05.89	67.16
10	97	Mark COOK	Lambretta 205	7	1:20.50	3 05.98	67.08
11	47	Graham TATTON	Lambretta SX200	8	1:20.91	5 06.39	66.74
12	46	David DELANEY	Vespa 90SS 132	8	1:21.06	5 06.54	66.62
13	81	James LANCASTER	Lambretta DSC	8	1:23.34	5 08.82	64.79
14	98	Zack TINGLE	Scomadi TZ200	7	1:24.53	3 10.01	63.88
15	101	Gary PEACOCK	Scomadi 200	7	1:24.70	2 10.18	63.75
16	52	John WOODS	Scomadi TL200	7	1:24.78	6 10.26	63.69
17	74	Bob WEST	Lambretta SRP 200	7	1:25.24	5 10.72	63.35
18	11	Keith TERRY	Lambretta JB200	7	1:25.52	6 11.00	63.14
19	116	Shaun FAIRHEAD	Scomadi TL200	7	1:25.95	7 11.43	62.83
20	40	Lee GILES	Scomadi 200	7	1:29.79	2 15.27	60.14

Start Time : 11:46

Darley Moor

19 May 18 11:59

Clerk of Course:

Time Issued:

Chief Timekeeper:

THESE RESULTS ARE PROVISIONAL UNTIL THE CONCLUSION OF ANY JUDICIAL AND TECHNICAL MATTERS

BRITISH HISTORIC RACING

EVENTS 4, 5, 14 & 23

RESULT - RACE 2

PI	No	Evt	Name	Machine	Laps	Time	Behind	MPH	Best Lap on	MPH
1	183	14	Stuart McNISH	Yamaha 350	8	9:42.34		74.18	1:11.05	7 76.00
2	56	14	Matthew HEBB	Honda K4 350	8	9:42.76	0.42	74.13	1:10.68	8 76.40
3	60	5	Richard HAWKINS	Ducati MK III 349	8	9:42.97	0.63	74.10	1:10.95	2 76.11
4	196	14	Terence SANSOM	Honda K4 350	8	9:50.44	8.10	73.17	1:12.01	5 74.99
5	74	5	Dave MATRAVERS	Seeley 7R 350	8	10:00.56	18.22	71.93	1:13.25	8 73.72
6	169	5	David TETLEY	Aermacchi Metisse	8	10:01.73	19.39	71.79	1:13.60	6 73.37
7	34	14	James MORALEE	Honda K4 348	8	10:06.04	23.70	71.28	1:13.03	2 73.94
8	84	5	Peter CARROLL	Aermacchi 350	8	10:30.99	48.65	68.46	1:14.90	6 72.10
9	33	23	Mike POWELL	BSA Bantam 125	8	10:32.40	50.06	68.31	1:16.68	8 70.42
10	234	5	David LINSDELL	Ducati Sebring 348	8	10:34.18	51.84	68.12	1:16.20	8 70.87
11	4	4	Ian HENSHAW	Royal Enfield Clipper	8	10:41.31	58.97	67.36	1:17.65	3 69.54
12	143	14	Stefan DILLEY	Honda CB 350	8	10:51.96	1:09.62	66.26	1:18.93	4 68.42
13	243	14	Chris SMALLBONES	Honda K4 350	7	9:46.69	1 Lap	64.43	1:21.32	7 66.40
14	11	5	Alun THOMAS	Ducati 350	7	9:55.87	1 Lap	63.44	1:22.44	6 65.50
15	68	4	Keith RILEY	Velocette KSS 348	7	10:04.90	1 Lap	62.49	1:24.47	3 63.93

Fastest Lap

56 14 Matthew HEBB Honda K4 350 1:10.68 8 76.40

Start Time : 12:03

Darley Moor

19 May 18 12:15

Clerk of Course :

Time Issued :

Chief Timekeeper : Graham Marshall

THESE RESULTS ARE PROVISIONAL UNTIL THE CONCLUSION OF ANY JUDICIAL AND TECHNICAL MATTERS

HS Sports Timing and Results Systems - Results and Lap Times at www.hssports.co.uk

BRITISH HISTORIC RACING

RESULT - RACE 2 - EVENT 14

PI	No	Evt	Name	Machine	Laps	Time	MPH	Best Lap on	MPH
1	183	14	Stuart McNISH	Yamaha 350	8	9:42.34	74.18	1:11.05	7 76.00
2	56	14	Matthew HEBB	Honda K4 350	8	9:42.76	74.13	1:10.68	8 76.40
3	196	14	Terence SANSOM	Honda K4 350	8	9:50.44	73.17	1:12.01	5 74.99
4	34	14	James MORALEE	Honda K4 348	8	10:06.04	71.28	1:13.03	2 73.94
5	143	14	Stefan DILLEY	Honda CB 350	8	10:51.96	66.26	1:18.93	4 68.42
6	243	14	Chris SMALLBONES	Honda K4 350	7	9:46.69	64.43	1:21.32	7 66.40

Fastest Lap

56 14 Matthew HEBB Honda K4 350 1:10.68 8 76.40

Start Time : 12:03

Darley Moor

19 May 18 12:16

Clerk of Course :

Time Issued :

Chief Timekeeper : Graham Marshall

THESE RESULTS ARE PROVISIONAL UNTIL THE CONCLUSION OF ANY JUDICIAL AND TECHNICAL MATTERS

HS Sports Timing and Results Systems - Results and Lap Times at www.hssports.co.uk



RESULT - RACE 2 - EVENT 23

Pl	No	Evt	Name	Machine	Laps	Time	MPH	Best Lap on	MPH
1	33	23	Mike POWELL	BSA Bantam 125	8	10:32.40	68.31	1:16.68	8 70.42

Fastest Lap

33	23	Mike POWELL	BSA Bantam 125	1:16.68	8	70.42
----	----	-------------	----------------	---------	---	-------

Start Time : 12:03

Darley Moor

19 May 18 12:16

Clerk of Course :

Time Issued :

Chief Timekeeper : Graham Marshall

THESE RESULTS ARE PROVISIONAL UNTIL THE CONCLUSION OF ANY JUDICIAL AND TECHNICAL MATTERS

HS Sports Timing and Results Systems - Results and Lap Times at www.hssports.co.uk

BRITISH HISTORIC RACING

RESULT - RACE 2 - EVENT 4

Pl	No	Evt	Name	Machine	Laps	Time	MPH	Best Lap on	MPH
1	4	4	Ian HENSHAW	Royal Enfield Clipper	8	10:41.31	67.36	1:17.65	3 69.54
2	68	4	Keith RILEY	Velocette KSS 348	7	10:04.90	62.49	1:24.47	3 63.93

Fastest Lap

4	4	Ian HENSHAW	Royal Enfield Clipper	1:17.65	3	69.54
---	---	-------------	-----------------------	---------	---	-------

Start Time : 12:03

Darley Moor

19 May 18 12:16

Clerk of Course :

Time Issued :

Chief Timekeeper : Graham Marshall

THESE RESULTS ARE PROVISIONAL UNTIL THE CONCLUSION OF ANY JUDICIAL AND TECHNICAL MATTERS

HS Sports Timing and Results Systems - Results and Lap Times at www.hssports.co.uk

BRITISH HISTORIC RACING

RESULT - RACE 2 - EVENT 5

Pl	No	Evt	Name	Machine	Laps	Time	MPH	Best Lap on	MPH
1	60	5	Richard HAWKINS	Ducati MK III 349	8	9:42.97	74.10	1:10.95	2 76.11
2	74	5	Dave MATRAVERS	Seeley 7R 350	8	10:00.56	71.93	1:13.25	8 73.72
3	169	5	David TETLEY	Aermacchi Metisse	8	10:01.73	71.79	1:13.60	6 73.37
4	84	5	Peter CARROLL	Aermacchi 350	8	10:30.99	68.46	1:14.90	6 72.10
5	234	5	David LINSDELL	Ducati Sebring 348	8	10:34.18	68.12	1:16.20	8 70.87
6	11	5	Alun THOMAS	Ducati 350	7	9:55.87	63.44	1:22.44	6 65.50

Fastest Lap

60	5	Richard HAWKINS	Ducati MK III 349	1:10.95	2	76.11
----	---	-----------------	-------------------	---------	---	-------

Start Time : 12:03

Darley Moor

19 May 18 12:16

Clerk of Course :

Time Issued :

Chief Timekeeper : Graham Marshall

THESE RESULTS ARE PROVISIONAL UNTIL THE CONCLUSION OF ANY JUDICIAL AND TECHNICAL MATTERS

HS Sports Timing and Results Systems - Results and Lap Times at www.hssports.co.uk

EVENTS 4, 5, 14 & 23

LAP TIMES - RACE 2

4	Ian HENSHAW									
Lap	1	2	3	4	5	6	7	8	9	10
1	1:24.96	1:17.77	1:17.65	1:19.68	1:18.05	1:18.29	1:18.56	1:18.44		
11	Alun THOMAS									
Lap	1	2	3	4	5	6	7	8	9	10
1	1:26.47	1:23.45	1:23.71	1:24.54	1:23.50	1:22.44	1:22.62			
33	Mike POWELL									
Lap	1	2	3	4	5	6	7	8	9	10
1	1:21.45	1:17.72	1:18.83	1:17.31	1:17.42	1:17.10	1:16.96	1:16.68		
34	James MORALEE									
Lap	1	2	3	4	5	6	7	8	9	10
1	1:15.56	1:13.03	1:14.25	1:15.71	1:14.81	1:15.07	1:15.56	1:15.57		
56	Matthew HEBB									
Lap	1	2	3	4	5	6	7	8	9	10
1	1:14.47	1:11.65	1:13.48	1:11.40	1:11.53	1:11.41	1:11.28	1:10.68		
60	Richard HAWKINS									
Lap	1	2	3	4	5	6	7	8	9	10
1	1:15.68	1:10.95	1:11.83	1:11.04	1:12.00	1:11.37	1:11.06	1:11.48		
68	Keith RILEY									
Lap	1	2	3	4	5	6	7	8	9	10
1	1:27.30	1:24.51	1:24.47	1:24.83	1:24.76	1:24.61	1:24.86			
74	Dave MATRAVERS									
Lap	1	2	3	4	5	6	7	8	9	10
1	1:15.40	1:14.58	1:14.12	1:13.90	1:13.90	1:14.05	1:13.94	1:13.25		
84	Peter CARROLL									
Lap	1	2	3	4	5	6	7	8	9	10
1	1:24.78	1:19.82	1:16.34	1:18.16	1:17.35	1:14.90	1:16.03	1:15.68		
143	Stefan DILLEY									
Lap	1	2	3	4	5	6	7	8	9	10
1	1:25.84	1:21.15	1:20.00	1:18.93	1:19.46	1:19.30	1:19.32	1:20.49		
169	David TETLEY									
Lap	1	2	3	4	5	6	7	8	9	10
1	1:16.33	1:14.45	1:14.07	1:14.08	1:14.09	1:13.60	1:13.66	1:13.82		
183	Stuart McNISH									
Lap	1	2	3	4	5	6	7	8	9	10
1	1:13.38	1:12.49	1:11.59	1:11.69	1:12.10	1:11.41	1:11.05	1:11.40		
196	Terence SANSOM									
Lap	1	2	3	4	5	6	7	8	9	10
1	1:13.70	1:12.77	1:13.81	1:12.31	1:12.01	1:12.46	1:13.11	1:13.69		

234 David LINSDELL

Lap	1	2	3	4	5	6	7	8	9	10
1	1:21.41	1:19.35	1:19.19	1:19.82	1:17.72	1:16.75	1:16.59	1:16.20		

243 Chris SMALLBONES

Lap	1	2	3	4	5	6	7	8	9	10
1	1:25.13	1:21.64	1:22.56	1:22.06	1:23.05	1:23.56	1:21.32			

Lap Chart

EVENTS 4, 5, 14 & 23 - RACE 2

Lap 1		Lap 2		Lap 3		Lap 4		Lap 5		Lap 6		Lap 7		Lap 8		Lap 9		Lap 10	
No	Time	No	Time	No	Time	No	Time	No	Time	No	Time	No	Time	No	Time	No	Time	No	Time
196	1:20.28	56	2:32.98	183	3:44.69	183	4:56.38	183	6:08.48	183	7:19.89	183	8:30.94	183	9:42.34				
183	1:20.61	196	2:33.05	60	3:46.02	60	4:57.06	60	6:09.06	60	7:20.43	60	8:31.49	56	9:42.76				
56	1:21.33	183	2:33.10	56	3:46.46	56	4:57.86	56	6:09.39	56	7:20.80	56	8:32.08	60	9:42.97				
34	1:22.04	60	2:34.19	196	3:46.86	196	4:59.17	196	6:11.18	196	7:23.64	11	8:33.25 *1	243	9:46.69 *1				
74	1:22.82	34	2:35.07	34	3:49.32	34	5:05.03	74	6:19.32	74	7:33.37	196	8:36.75	196	9:50.44				
60	1:23.24	74	2:37.40	74	3:51.52	74	5:05.42	34	6:19.84	169	7:34.25	68	8:40.04 *1	11	9:55.87 *1				
169	1:23.96	169	2:38.41	169	3:52.48	169	5:06.56	169	6:20.65	34	7:34.91	74	8:47.31	74	10:00.56				
234	1:28.56	234	2:47.91	33	4:06.93	33	5:24.24	33	6:41.66	33	7:58.76	169	8:47.91	169	10:01.73				
33	1:30.38	33	2:48.10	234	4:07.10	234	5:26.92	84	6:44.38	84	7:59.28	34	8:50.47	68	10:04.90 *1				
243	1:32.50	4	2:50.64	4	4:08.29	84	5:27.03	234	6:44.64	234	8:01.39	84	9:15.31	34	10:06.04				
84	1:32.71	84	2:52.53	84	4:08.87	4	5:27.97	4	6:46.02	4	8:04.31	33	9:15.72	84	10:30.99				
4	1:32.87	243	2:54.14	143	4:14.46	143	5:33.39	143	6:52.85	143	8:12.15	234	9:17.98	33	10:32.40				
143	1:33.31	143	2:54.46	243	4:16.70	243	5:38.76	243	7:01.81	243	8:25.37	4	9:22.87	234	10:34.18				
11	1:35.61	11	2:59.06	11	4:22.77	11	5:47.31	11	7:10.81			143	9:31.47	4	10:41.31				
68	1:36.86	68	3:01.37	68	4:25.84	68	5:50.67	68	7:15.43					143	10:51.96				



EVENT 18 - SIDECAR RADIO CHAMPIONSHIP

RESULT - RACE 3

PI	No	Evt	Name	Machine	Laps	Time	Behind	MPH	Best Lap on	MPH
1	98	18	GAGG/ HASE	BMW K100	8	10:06.43		71.24	1:14.28	5 72.70
2	33	18	HEGARTY/ NEAVE	BMW K100	8	10:07.52	1.09	71.11	1:14.35	3 72.63
3	2	18	KEMP/ THOW	Moto Guzzi Le Mans	8	10:42.76	36.33	67.21	1:18.91	4 68.43
4	67	18	WARNER/ WARNER	BMW K100	8	10:51.55	45.12	66.30	1:18.89	7 68.45
5	25	18	WHITAKER/ ALLEN	BMW K100	8	10:52.97	46.54	66.16	1:19.62	3 67.82
6	96	18	WILKINS/ WILKINS	BMW K100	8	11:03.72	57.29	65.09	1:21.06	2 66.62
7	74	18	McCAIN / DUPLOCK	BMW K1000	8	11:12.36	1:05.93	64.25	1:20.53	7 67.06
8	82	18	HIGGINSON/ MOFFAT	BMW K100	8	11:13.03	1:06.60	64.19	1:21.68	7 66.11
9	92	18	ROOME/ CLOWS	BMW K100	8	11:32.84	1:26.41	62.35	1:22.60	3 65.38
10	13	18	LORRIMAN/ STEEL	BMW R100	7	10:06.51	1 Lap	62.32	1:23.35	7 64.79
11	24	18	WHITE/ EDMED	BMW K100	7	10:14.44	1 Lap	61.52	1:25.73	2 62.99
12	68	18	COCK/ ENGLISH	BMW K100	7	10:15.00	1 Lap	61.46	1:24.27	7 64.08
13	12	18	WHITTAKER/ DAVENPORT	BSA Road Rocket	7	11:11.51	1 Lap	56.29	1:33.18	2 57.95

Fastest Lap

98	18	GAGG/ HASE	BMW K100					1:14.28	5	72.70
----	----	------------	----------	--	--	--	--	---------	---	-------

Start Time : 12:19

Darley Moor

19 May 18 12:32

Clerk of Course :

Time Issued :

Chief Timekeeper : Graham Marshall

THESE RESULTS ARE PROVISIONAL UNTIL THE CONCLUSION OF ANY JUDICIAL AND TECHNICAL MATTERS

HS Sports Timing and Results Systems - Results and Lap Times at www.hssports.co.uk

EVENT 18 - SIDECAR RADIO CHAMPIONSHIP

LAP TIMES - RACE 3

2	KEMP/ THOW										
	Lap	1	2	3	4	5	6	7	8	9	10
	1	1:19.62	1:20.06	1:19.28	1:18.91	1:19.63	1:19.47	1:19.42	1:19.32		
12	WHITTAKER/ DAVENPORT										
	Lap	1	2	3	4	5	6	7	8	9	10
	1	1:33.66	1:33.18	1:35.77	1:35.37	1:35.62	1:33.98	1:34.97			
13	LORRIMAN/ STEEL										
	Lap	1	2	3	4	5	6	7	8	9	10
	1	1:29.05	1:25.58	1:26.84	1:25.88	1:23.59	1:24.29	1:23.35			
24	WHITE/ EDMED										
	Lap	1	2	3	4	5	6	7	8	9	10
	1	1:28.67	1:25.73	1:26.81	1:26.98	1:26.27	1:26.31	1:25.76			
25	WHITAKER/ ALLEN										
	Lap	1	2	3	4	5	6	7	8	9	10
	1	1:19.93	1:20.21	1:19.62	1:20.33	1:21.32	1:21.31	1:22.32	1:20.96		
33	HEGARTY/ NEAVE										
	Lap	1	2	3	4	5	6	7	8	9	10
	1	1:16.17	1:14.75	1:14.35	1:14.55	1:15.38	1:15.08	1:15.02	1:15.06		
67	WARNER/ WARNER										
	Lap	1	2	3	4	5	6	7	8	9	10
	1	1:22.01	1:21.31	1:21.59	1:20.92	1:19.79	1:19.93	1:18.89	1:19.24		
68	COCK/ ENGLISH										
	Lap	1	2	3	4	5	6	7	8	9	10
	1	1:27.35	1:27.62	1:26.50	1:27.00	1:27.19	1:26.93	1:24.27			
74	McCAIN / DUPLOCK										
	Lap	1	2	3	4	5	6	7	8	9	10
	1	1:27.78	1:20.62	1:20.96	1:20.71	1:27.43	1:23.37	1:20.53	1:22.27		
82	HIGGINSON/ MOFFAT										
	Lap	1	2	3	4	5	6	7	8	9	10
	1	1:27.53	1:22.84	1:21.74	1:22.16	1:23.77	1:23.07	1:21.68	1:22.61		
92	ROOME/ CLOWS										
	Lap	1	2	3	4	5	6	7	8	9	10
	1	1:24.67	1:23.08	1:22.60	1:23.39	1:25.55	1:23.19	1:25.22	1:37.80		
96	WILKINS/ WILKINS										
	Lap	1	2	3	4	5	6	7	8	9	10
	1	1:23.57	1:21.06	1:21.44	1:21.17	1:21.97	1:21.95	1:21.71	1:23.56		
98	GAGG/ HASE										
	Lap	1	2	3	4	5	6	7	8	9	10
	1	1:16.28	1:14.51	1:14.77	1:14.94	1:14.28	1:15.28	1:14.85	1:15.33		

Lap Chart

EVENT 18 - SIDECAR RADIO CHAMPIONSHIP - RACE 3

Lap 1		Lap 2		Lap 3		Lap 4		Lap 5		Lap 6		Lap 7		Lap 8		Lap 9		Lap 10	
No	Time	No	Time	No	Time	No	Time	No	Time	No	Time	No	Time	No	Time	No	Time	No	Time
98	1:22.47	98	2:36.98	98	3:51.75	98	5:06.69	98	6:20.97	98	7:36.25	98	8:51.10	98	10:06.43				
33	1:23.33	33	2:38.08	33	3:52.43	33	5:06.98	33	6:22.36	33	7:37.44	33	8:52.46	13	10:06.51 *1				
2	1:26.67	2	2:46.73	2	4:06.01	2	5:24.92	12	6:26.94 *1	12	8:02.56 *1	2	9:23.44	33	10:07.52				
25	1:26.90	25	2:47.11	25	4:06.73	25	5:27.06	2	6:44.55	2	8:04.02	25	9:32.01	24	10:14.44 *1				
67	1:29.88	67	2:51.19	67	4:12.78	67	5:33.70	25	6:48.38	25	8:09.69	67	9:32.31	68	10:15.00 *1				
96	1:30.86	96	2:51.92	96	4:13.36	96	5:34.53	67	6:53.49	67	8:13.42	12	9:36.54 *1	2	10:42.76				
92	1:32.01	92	2:55.09	92	4:17.69	74	5:38.76	96	6:56.50	96	8:18.45	96	9:40.16	67	10:51.55				
82	1:35.16	74	2:57.09	74	4:18.05	92	5:41.08	82	7:05.67	82	8:28.74	74	9:50.09	25	10:52.97				
68	1:35.49	82	2:58.00	82	4:19.74	82	5:41.90	74	7:06.19	74	8:29.56	82	9:50.42	96	11:03.72				
74	1:36.47	24	3:02.31	24	4:29.12	13	5:55.28	92	7:06.63	92	8:29.82	92	9:55.04	12	11:11.51 *1				
24	1:36.58	13	3:02.56	13	4:29.40	24	5:56.10	13	7:18.87	13	8:43.16			74	11:12.36				
13	1:36.98	68	3:03.11	68	4:29.61	68	5:56.61	24	7:22.37	24	8:48.68			82	11:13.03				
12	1:42.62	12	3:15.80	12	4:51.57			68	7:23.80	68	8:50.73			92	11:32.84				



EVENT 13 - CLASSIC RACER MAGAZINE CHAMPIONSHIP

RESULT - RACE 4

PI	No	Evt	Name	Machine	Laps	Time	Behind	MPH	Best Lap on	MPH
1	175	13	Patrick WELCH	Rob North Tident	8	9:30.76		75.69	1:09.28	2 77.94
2	155	13	Chris SALTINSTALL	Moto Guzzi Le Mans	8	9:37.54	6.78	74.80	1:10.29	5 76.82
3	71	13	Garry HIRONS	Norton Interpol 2	8	9:57.81	27.05	72.26	1:12.11	2 74.89
4	257	13	Richard STUBBS	BMW R100 RS	8	10:20.43	49.67	69.63	1:14.20	6 72.78
5	260	13	Richard HAWKSWORTH	BMW K100	8	10:22.35	51.59	69.41	1:15.12	8 71.88
6	264	13	Nic POWELL	Moto Guzzi 750 744	8	10:33.98	1:03.22	68.14	1:17.16	4 69.98
7	79	13	Tony JIMENEZ	Norton Atlas 750	8	11:13.08	1:42.32	64.18	1:12.09	5 74.91
8	146	13	Colin WESTERN	Benelli 250 2C	7	9:39.01	1 Lap	65.28	1:19.68	4 67.77
9	154	13	Dave FITZPATRICK	Laverda Montjuic 500	7	9:39.59	1 Lap	65.22	1:20.00	7 67.50
10	139	13	Gareth ROBERTS	Laverda Montjuic 498	6	10:44.15	2 Laps	50.30	1:44.99	3 51.43
<u>Not-Classified</u>										
186	13		Sean GAUCHWIN	Triumph Rob North	5	6:36.32	DNF	68.13	1:16.86	4 70.26
145	13		Nigel BREEZE	BSA Bantam Superstock	0		Starter			
278	13		Ewan CAMERON	Manx Superior 1260	0		Starter			
<u>Fastest Lap</u>										
175	13		Patrick WELCH	Rob North Tident				75.69	1:09.28	2 77.94

Start Time : 12:47

Darley Moor

19 May 18 13:00

Clerk of Course :

Time Issued :

Chief Timekeeper : Graham Marshall

THESE RESULTS ARE PROVISIONAL UNTIL THE CONCLUSION OF ANY JUDICIAL AND TECHNICAL MATTERS

HS Sports Timing and Results Systems - Results and Lap Times at www.hssports.co.uk

EVENT 13 - CLASSIC RACER MAGAZINE CHAMPIONSHIP

LAP TIMES - RACE 4

71	Garry HIRONS										
	Lap	1	2	3	4	5	6	7	8	9	10
	1	1:14.03	1:12.11	1:13.00	1:12.21	1:13.12	1:13.16	1:17.45	1:16.63		
79	Tony JIMENEZ										
	Lap	1	2	3	4	5	6	7	8	9	10
	1	1:14.12	1:12.11	1:12.84	1:13.27	1:12.09	1:12.94	1:39.87	2:09.31		
139	Gareth ROBERTS										
	Lap	1	2	3	4	5	6	7	8	9	10
	1	1:44.11	1:47.01	1:44.99	1:45.69	1:45.90	1:47.16				
146	Colin WESTERN										
	Lap	1	2	3	4	5	6	7	8	9	10
	1	1:24.12	1:21.94	1:21.53	1:19.68	1:21.68	1:20.86	1:20.60			
154	Dave FITZPATRICK										
	Lap	1	2	3	4	5	6	7	8	9	10
	1	1:24.49	1:20.99	1:22.05	1:20.70	1:22.80	1:20.41	1:20.00			
155	Chris SALTINSTALL										
	Lap	1	2	3	4	5	6	7	8	9	10
	1	1:13.04	1:12.50	1:11.81	1:10.56	1:10.29	1:11.30	1:10.93	1:10.96		
175	Patrick WELCH										
	Lap	1	2	3	4	5	6	7	8	9	10
	1	1:10.21	1:09.28	1:10.50	1:09.95	1:10.83	1:11.80	1:11.19	1:11.15		
186	Sean GAUCHWIN										
	Lap	1	2	3	4	5	6	7	8	9	10
	1	1:18.77	1:17.58	1:17.10	1:16.86	1:18.45					
257	Richard STUBBS										
	Lap	1	2	3	4	5	6	7	8	9	10
	1	1:15.61	1:14.50	1:14.32	1:14.49	1:15.82	1:14.20	1:28.42	1:16.42		
260	Richard HAWKSWORTH										
	Lap	1	2	3	4	5	6	7	8	9	10
	1	1:18.01	1:17.03	1:16.85	1:18.24	1:16.88	1:16.24	1:17.16	1:15.12		
264	Nic POWELL										
	Lap	1	2	3	4	5	6	7	8	9	10
	1	1:18.37	1:19.32	1:17.84	1:17.16	1:17.71	1:18.47	1:19.13	1:19.52		

Lap Chart

EVENT 13 - CLASSIC RACER MAGAZINE CHAMPIONSHIP - RACE 4

Lap 1		Lap 2		Lap 3		Lap 4		Lap 5		Lap 6		Lap 7		Lap 8		Lap 9		Lap 10		
No	Time	No	Time	No	Time	No	Time	No	Time	No	Time	No	Time	No	Time	No	Time	No	Time	
175	1:16.06	175	2:25.34	175	3:35.84	175	4:45.79	175	5:56.62	175	7:08.42	175	8:19.61	175	9:30.76					
155	1:19.19	155	2:31.69	139	3:40.41 *1	155	4:54.06	155	6:04.35	139	7:11.09 *2	155	8:26.58	155	9:37.54					
71	1:20.13	71	2:32.24	155	3:43.50	71	4:57.45	71	6:10.57	155	7:15.65	71	8:41.18	146	9:39.01 *1					
79	1:20.65	79	2:32.76	71	3:45.24	79	4:58.87	79	6:10.96	71	7:23.73	139	8:56.99 *2	154	9:39.59 *1					
257	1:22.26	257	2:36.76	79	3:45.60	257	5:05.57	257	6:21.39	79	7:23.90	79	9:03.77	71	9:57.81					
260	1:24.83	260	2:41.86	257	3:51.08	260	5:16.95	260	6:33.83	257	7:35.59	257	9:04.01	257	10:20.43					
264	1:24.83	186	2:43.91	260	3:58.71	186	5:17.87	186	6:36.32	260	7:50.07	260	9:07.23	260	10:22.35					
186	1:26.33	264	2:44.15	186	4:01.01	264	5:19.15	264	6:36.86	264	7:55.33	264	9:14.46	264	10:33.98					
154	1:32.64	154	2:53.63	264	4:01.99	139	5:25.40 *1	146	6:57.55	146	8:18.41			139	10:44.15 *2					
146	1:32.72	146	2:54.66	154	4:15.68	146	5:35.87	154	6:59.18	154	8:19.59			79	11:13.08					
139	1:53.40			146	4:16.19	154	5:36.38													

BRITISH HISTORIC RACING

EVENTS 2, 11 & 12

RESULT - RACE 5

PI	No	Evt	Name	Machine	Laps	Time	Behind	MPH	Best Lap on	MPH
1	60	12	Richard HAWKINS	Ducati MK III 349	8	9:43.19		74.08	1:11.09	5 75.96
2	169	12	David TETLEY	Ducati Desmo 349	8	10:01.05	17.86	71.87	1:12.89	5 74.08
3	81	12	Michael FOX	Ducati MK III 349	8	10:06.41	23.22	71.24	1:13.42	5 73.55
4	100	12	Andy HUNT	Ducati Steelcraft 250	8	10:19.86	36.67	69.69	1:16.06	3 71.00
5	36	11	Ian SCUTT	BSA Bantam 125	8	10:28.32	45.13	68.75	1:16.27	5 70.80
6	33	11	Mike POWELL	BSA Bantam 125	8	10:28.69	45.50	68.71	1:16.39	6 70.69
7	234	12	David LINSDELL	Ducati Sebring 348	8	10:38.26	55.07	67.68	1:17.53	3 69.65
8	248	12	Andrew PIGGOTT	Ducati Saxon 340	8	10:44.36	1:01.17	67.04	1:18.02	2 69.21
9	233	11	Tom SNOW	BSA Bantam 175	8	11:01.49	1:18.30	65.31	1:20.30	8 67.25
10	173	11	Michael POTTER	BSA Bantam 125	7	9:48.40	1 Lap	64.24	1:21.64	3 66.14
11	259	12	Richard BOOL	Ducati MK I 250	7	10:11.00	1 Lap	61.87	1:24.71	6 63.75
12	256	11	Nick BRAMLEY	BSA Bantam Superstock	7	10:15.05	1 Lap	61.46	1:25.55	4 63.12
13	150	11	Robert DUESBURY	BSA Bantam SS 175	7	10:22.04	1 Lap	60.77	1:26.98	5 62.08
14	73	11	Andrew MOULDEN	BSA Bantam 175	7	10:23.89	1 Lap	60.59	1:26.22	7 62.63
15	24	11	Joao QUINTANEIRO	BSA 175	7	10:39.28	1 Lap	59.13	1:27.24	3 61.90
16	297	2	Samuel PAGE	Velocette Mov 250	7	10:40.73	1 Lap	59.00	1:28.83	7 60.79
17	6	11	Mike REDHEAD	BSA Bantam 175	7	10:55.85	1 Lap	57.64	1:30.51	2 59.66
18	66	11	Matthew MOULDEN	BSA Bantam 125	7	11:04.64	1 Lap	56.87	1:27.49	6 61.72
19	89	11	Andy SEED	BSA Bantam 175	7	11:14.63	1 Lap	56.03	1:32.67	4 58.27
20	220	2	Peter GREIG	Lucas Rudge 250	6	10:23.60	2 Laps	51.96	1:41.28	6 53.32
<u>Not-Classified</u>										
	210	11	Adam PLANE	BSA Bantam 186	5	9:29.65	DNF	47.40	1:50.23	2 48.99
<u>Fastest Lap</u>										
	60	12	Richard HAWKINS	Ducati MK III 349					1:11.09	5 75.96

Start Time : 14:05

Darley Moor

19 May 18 14:19

Clerk of Course :

Time Issued :

Chief Timekeeper : Graham Marshall

THESE RESULTS ARE PROVISIONAL UNTIL THE CONCLUSION OF ANY JUDICIAL AND TECHNICAL MATTERS

HS Sports Timing and Results Systems - Results and Lap Times at www.hssports.co.uk



RESULT - RACE 5 - EVENT 11

PI	No	Evt	Name	Machine	Laps	Time	MPH	Best Lap on	MPH
1	36	11	Ian SCUTT	BSA Bantam 125	8	10:28.32	68.75	1:16.27	5 70.80
2	33	11	Mike POWELL	BSA Bantam 125	8	10:28.69	68.71	1:16.39	6 70.69
3	233	11	Tom SNOW	BSA Bantam 175	8	11:01.49	65.31	1:20.30	8 67.25
4	173	11	Michael POTTER	BSA Bantam 125	7	9:48.40	64.24	1:21.64	3 66.14
5	256	11	Nick BRAMLEY	BSA Bantam Superstock	7	10:15.05	61.46	1:25.55	4 63.12
6	150	11	Robert DUESBURY	BSA Bantam SS 175	7	10:22.04	60.77	1:26.98	5 62.08
7	73	11	Andrew MOULDEN	BSA Bantam 175	7	10:23.89	60.59	1:26.22	7 62.63
8	24	11	Joao QUINTANEIRO	BSA 175	7	10:39.28	59.13	1:27.24	3 61.90
9	6	11	Mike REDHEAD	BSA Bantam 175	7	10:55.85	57.64	1:30.51	2 59.66
10	66	11	Matthew MOULDEN	BSA Bantam 125	7	11:04.64	56.87	1:27.49	6 61.72
11	89	11	Andy SEED	BSA Bantam 175	7	11:14.63	56.03	1:32.67	4 58.27

Not-Classified

210	11	Adam PLANE	BSA Bantam 186	5	9:29.65	DNF	47.40	1:50.23	2 48.99
-----	----	------------	----------------	---	---------	-----	-------	---------	---------

Fastest Lap

36	11	Ian SCUTT	BSA Bantam 125				1:16.27	5 70.80
----	----	-----------	----------------	--	--	--	---------	---------

Start Time : 14:05

Darley Moor

19 May 18 14:19

Clerk of Course :

Time Issued :

Chief Timekeeper : Graham Marshall

THESE RESULTS ARE PROVISIONAL UNTIL THE CONCLUSION OF ANY JUDICIAL AND TECHNICAL MATTERS

HS Sports Timing and Results Systems - Results and Lap Times at www.hssports.co.uk

BRITISH HISTORIC RACING

RESULT - RACE 5 - EVENT 12

PI	No	Evt	Name	Machine	Laps	Time	MPH	Best Lap on	MPH
1	60	12	Richard HAWKINS	Ducati MK III 349	8	9:43.19	74.08	1:11.09	5 75.96
2	169	12	David TETLEY	Ducati Desmo 349	8	10:01.05	71.87	1:12.89	5 74.08
3	81	12	Michael FOX	Ducati MK III 349	8	10:06.41	71.24	1:13.42	5 73.55
4	100	12	Andy HUNT	Ducati Steelcraft 250	8	10:19.86	69.69	1:16.06	3 71.00
5	234	12	David LINSDELL	Ducati Sebring 348	8	10:38.26	67.68	1:17.53	3 69.65
6	248	12	Andrew PIGGOTT	Ducati Saxon 340	8	10:44.36	67.04	1:18.02	2 69.21
7	259	12	Richard BOOL	Ducati MK I 250	7	10:11.00	61.87	1:24.71	6 63.75

Fastest Lap

60 12 Richard HAWKINS Ducati MK III 349 1:11.09 5 75.96

Start Time : 14:05

Darley Moor

19 May 18 14:19

Clerk of Course :

Time Issued :

Chief Timekeeper : Graham Marshall

THESE RESULTS ARE PROVISIONAL UNTIL THE CONCLUSION OF ANY JUDICIAL AND TECHNICAL MATTERS

HS Sports Timing and Results Systems - Results and Lap Times at www.hssports.co.uk

BRITISH HISTORIC RACING

RESULT - RACE 5 - EVENT 2

Pl	No	Evt	Name	Machine	Laps	Time	MPH	Best Lap on	MPH
1	297	2	Samuel PAGE	Velocette Mov 250	7	10:40.73	59.00	1:28.83	7 60.79
2	220	2	Peter GREIG	Lucas Rudge 250	6	10:23.60	51.96	1:41.28	6 53.32

Fastest Lap

297	2	Samuel PAGE	Velocette Mov 250	1:28.83	7	60.79
-----	---	-------------	-------------------	---------	---	-------

Start Time : 14:05

Darley Moor

19 May 18 14:19

Clerk of Course :

Time Issued :

Chief Timekeeper : Graham Marshall

THESE RESULTS ARE PROVISIONAL UNTIL THE CONCLUSION OF ANY JUDICIAL AND TECHNICAL MATTERS

HS Sports Timing and Results Systems - Results and Lap Times at www.hssports.co.uk

EVENTS 2, 11 & 12

LAP TIMES - RACE 5

6	Mike REDHEAD									
Lap	1	2	3	4	5	6	7	8	9	10
1	1:36.08	1:30.51	1:30.85	1:30.58	1:33.51	1:31.62	1:32.26			
24	Joao QUINTANEIRO									
Lap	1	2	3	4	5	6	7	8	9	10
1	1:31.31	1:28.25	1:27.24	1:29.24	1:28.75	1:28.11	1:36.33			
33	Mike POWELL									
Lap	1	2	3	4	5	6	7	8	9	10
1	1:19.21	1:17.30	1:17.79	1:17.80	1:17.18	1:16.39	1:17.92	1:16.63		
36	Ian SCUTT									
Lap	1	2	3	4	5	6	7	8	9	10
1	1:19.00	1:17.77	1:17.95	1:17.77	1:16.27	1:16.69	1:17.86	1:17.02		
60	Richard HAWKINS									
Lap	1	2	3	4	5	6	7	8	9	10
1	1:13.64	1:11.55	1:11.60	1:11.44	1:11.09	1:13.27	1:11.36	1:12.39		
66	Matthew MOULDEN									
Lap	1	2	3	4	5	6	7	8	9	10
1	1:45.32	1:37.54	1:32.49	1:32.59	1:29.58	1:27.49	1:27.72			
73	Andrew MOULDEN									
Lap	1	2	3	4	5	6	7	8	9	10
1	1:29.97	1:28.11	1:28.43	1:27.44	1:27.53	1:26.98	1:26.22			
81	Michael FOX									
Lap	1	2	3	4	5	6	7	8	9	10
1	1:15.36	1:14.69	1:15.09	1:13.99	1:13.42	1:17.02	1:15.17	1:14.64		
89	Andy SEED									
Lap	1	2	3	4	5	6	7	8	9	10
1	1:37.54	1:35.54	1:35.80	1:32.67	1:34.16	1:33.13	1:32.93			
100	Andy HUNT									
Lap	1	2	3	4	5	6	7	8	9	10
1	1:17.55	1:16.62	1:16.06	1:16.12	1:16.44	1:16.25	1:16.19	1:17.99		
150	Robert DUESBURY									
Lap	1	2	3	4	5	6	7	8	9	10
1	1:28.11	1:27.36	1:27.55	1:27.67	1:26.98	1:27.49	1:27.91			
169	David TETLEY									
Lap	1	2	3	4	5	6	7	8	9	10
1		1:13.72	1:14.61	1:13.22	1:12.89	1:13.24	1:14.63	1:14.86		
173	Michael POTTER									
Lap	1	2	3	4	5	6	7	8	9	10
1	1:23.58	1:22.96	1:21.64	1:21.67	1:21.97	1:23.65	1:23.65			

210	Adam PLANE									
Lap	1	2	3	4	5	6	7	8	9	10
1	1:51.18	1:50.23	1:51.55	1:52.06	1:53.33					
220	Peter GREIG									
Lap	1	2	3	4	5	6	7	8	9	10
1	1:42.08	1:42.62	1:42.18	1:43.54	1:42.20	1:41.28				
233	Tom SNOW									
Lap	1	2	3	4	5	6	7	8	9	10
1	1:22.93	1:22.37	1:21.98	1:21.62	1:21.04	1:20.92	1:20.66	1:20.30		
234	David LINSDELL									
Lap	1	2	3	4	5	6	7	8	9	10
1	1:19.37	1:18.01	1:17.53	1:18.57	1:20.19	1:20.43	1:17.84	1:19.24		
248	Andrew PIGGOTT									
Lap	1	2	3	4	5	6	7	8	9	10
1	1:20.37	1:18.02	1:18.94	1:18.98	1:19.81	1:20.48	1:19.65	1:20.99		
256	Nick BRAMLEY									
Lap	1	2	3	4	5	6	7	8	9	10
1	1:26.88	1:26.91	1:26.80	1:25.55	1:26.47	1:26.13	1:27.27			
259	Richard BOOL									
Lap	1	2	3	4	5	6	7	8	9	10
1	1:29.01	1:25.39	1:25.94	1:26.15	1:25.14	1:24.71	1:26.83			
297	Samuel PAGE									
Lap	1	2	3	4	5	6	7	8	9	10
1	1:31.73	1:30.60	1:30.01	1:30.76	1:30.32	1:29.18	1:28.83			

Lap Chart

EVENTS 2, 11 & 12 - RACE 5

Lap 1		Lap 2		Lap 3		Lap 4		Lap 5		Lap 6		Lap 7		Lap 8		Lap 9		Lap 10	
No	Time	No	Time	No	Time	No	Time	No	Time	No	Time	No	Time	No	Time	No	Time	No	Time
60	1:20.49	60	2:32.04	60	3:43.64	60	4:55.08	60	6:06.17	60	7:19.44	60	8:30.80	60	9:43.19				
81	1:22.39	81	2:37.08	81	3:52.17	89	5:01.74 *1	297	6:12.40 *1	259	7:19.46 *1	220	8:42.32 *2	173	9:48.40 *1				
100	1:24.19	169	2:37.60	169	3:52.21	169	5:05.43	169	6:18.32	256	7:21.65 *1	259	8:44.17 *1	169	10:01.05				
234	1:26.45	100	2:40.81	210	3:52.71 *1	81	5:06.16	6	6:18.46 *1	150	7:26.64 *1	169	8:46.19	81	10:06.41				
36	1:26.99	234	2:44.46	100	3:56.87	66	5:07.26 *1	81	6:19.58	73	7:30.69 *1	256	8:47.78 *1	259	10:11.00 *1				
248	1:27.49	36	2:44.76	234	4:01.99	100	5:12.99	100	6:29.43	169	7:31.56	81	8:51.77	256	10:15.05 *1				
33	1:27.68	33	2:44.98	36	4:02.71	220	5:16.58 *1	89	6:34.41 *1	24	7:34.84 *1	150	8:54.13 *1	100	10:19.86				
233	1:32.60	248	2:45.51	33	4:02.77	36	5:20.48	36	6:36.75	210	7:36.32 *2	73	8:57.67 *1	150	10:22.04 *1				
173	1:32.86	233	2:54.97	248	4:04.45	234	5:20.56	33	6:37.75	81	7:36.60	100	9:01.87	220	10:23.60 *2				
256	1:35.92	173	2:55.82	233	4:16.95	33	5:20.57	66	6:39.85 *1	297	7:42.72 *1	24	9:02.95 *1	73	10:23.89 *1				
259	1:36.84	259	3:02.23	173	4:17.46	248	5:23.43	234	6:40.75	100	7:45.68	36	9:11.30	36	10:28.32				
150	1:37.08	256	3:02.83	259	4:28.17	233	5:38.57	248	6:43.24	6	7:51.97 *1	297	9:11.90 *1	33	10:28.69				
73	1:39.18	150	3:04.44	256	4:29.63	173	5:39.13	233	6:59.61	36	7:53.44	33	9:12.06	234	10:38.26				
297	1:41.03	73	3:07.29	150	4:31.99	210	5:44.26 *1	220	7:00.12 *1	33	7:54.14	234	9:19.02	24	10:39.28 *1				
24	1:41.36	24	3:09.61	73	4:35.72	259	5:54.32	173	7:01.10	234	8:01.18	248	9:23.37	297	10:40.73 *1				
6	1:46.52	297	3:11.63	24	4:36.85	256	5:55.18			248	8:03.72	6	9:23.59 *1	248	10:44.36				
89	1:50.40	6	3:17.03	297	4:41.64	150	5:59.66			89	8:08.57 *1	210	9:29.65 *2	6	10:55.85 *1				
220	1:51.78	89	3:25.94	6	4:47.88	73	6:03.16			66	8:09.43 *1	66	9:36.92 *1	233	11:01.49				
66	1:57.23	220	3:34.40			24	6:06.09			233	8:20.53	233	9:41.19	66	11:04.64 *1				
210	2:02.48	66	3:34.77							173	8:24.75	89	9:41.70 *1	89	11:14.63 *1				



ACU BRITISH SUPER SCOOTER CHAMPIONSHIP

RESULT - TIMED PRACTICE

Pl	No	Name	Bike	Laps	Time on Lap	Behind	MPH
1	3	Lee BAMBER	Gilera Runner 172	4	1:11.67	3	75.35
2	1	Darren CONNEELY	Lambretta GP 265	5	1:11.94	4 00.27	75.06
3	5	Warren WILKINSON	Gilera Runner 179	6	1:12.94	3 01.27	74.03
4	69	Michael BONETT	Lambretta JB Tuning Cas	3	1:13.85	3 02.18	73.12
5	41	Stuart DAY	Lambretta GP 230	8	1:13.90	6 02.23	73.07
6	63	David BRISTOW	Piaggio Hornet Zip	5	1:15.08	3 03.41	71.92
7	101	Gary PEACOCK	Scomadi 172	5	1:15.28	4 03.61	71.73
8	9	Taylor STURGESS	Lambretta SX 225	5	1:15.80	5 04.13	71.24
9	16	Chris GEYTON	Lambretta GP200	8	1:16.21	3 04.54	70.86
10	28	Stephen WRIGHT	Lambretta DSC 250	4	1:16.51	3 04.84	70.58
11	52	John WOODS	Gilera Runner 179	8	1:17.71	8 06.04	69.49
12	6	Stewart McKENZIE	Vespa 210	7	1:20.80	2 09.13	66.83
13	97	Mark COOK	Lambretta 240	3	1:23.69	3 12.02	64.52
14	81	James LANCASTER	Lambretta Franspeed	7	1:24.99	7 13.32	63.54
15	67	Danny LODER	Vespa Hornet 144	7	1:25.47	4 13.80	63.18
16	39	Doug TURNER	Lambretta SX 250	1	1:32.13	1 20.46	58.61
17	42	Cereth HOGNETS	Vespa 90SS 132	7	1:33.38	6 21.71	57.83

Start Time : 14:18

Darley Moor

19 May 18 14:32

Clerk of Course:

Time Issued:

Chief Timekeeper:

THESE RESULTS ARE PROVISIONAL UNTIL THE CONCLUSION OF ANY JUDICIAL AND TECHNICAL MATTERS

BRITISH HISTORIC RACING

EVENTS 6, 7 & 14

RESULT - RACE 6

PI	No	Evt	Name	Machine	Laps	Time	Behind	MPH	Best Lap on	MPH
1	12	7	Stefan RADAKOVIC	Norton Manx 499	8	9:32.19		75.50	1:09.51	6 77.69
2	70	6	Ian BAIN	Norton CS1 520	8	9:33.41	1.22	75.34	1:09.51	6 77.69
3	84	14	Peter CARROLL	Honda CB500F	8	9:33.54	1.35	75.32	1:09.54	8 77.65
4	262	14	Daniel PRITCHARD	Suzuki T500	8	9:33.78	1.59	75.29	1:08.81	5 78.48
5	81	7	Michael FOX	Seeley G50	8	9:35.62	3.43	75.05	1:09.67	6 77.51
6	169	7	David TETLEY	Seeley G50	8	9:40.54	8.35	74.41	1:10.48	3 76.62
7	239	7	Mike BEVAN	Seeley G50	8	9:42.96	10.77	74.10	1:11.00	5 76.06
8	100	7	Andy HUNT	Ducati Steelcraft 450	8	9:59.55	27.36	72.05	1:12.39	3 74.60
9	183	14	Stuart McNISH	Yamaha 350	8	10:06.22	34.03	71.26	1:13.43	2 73.54
10	108	14	Andrew WIDDOWSON	Suzuki GSX400F	8	10:15.53	43.34	70.18	1:14.85	2 72.14
11	234	7	David LINSDELL	Royal Enfield Bullet	8	10:15.73	43.54	70.16	1:14.60	7 72.39
12	59	6	Jack HEBB	Norton Manx 499	8	10:25.82	53.63	69.03	1:16.11	2 70.95
13	227	14	Sarah MEASURES	Yamaha SR 498	8	10:37.56	1:05.37	67.76	1:16.98	5 70.15
14	140	14	Glynn NICHOLLS	Honda CB400N	8	10:38.83	1:06.64	67.62	1:17.39	6 69.78
15	286	6	James FIXTER	BSA Goldstar 500	7	9:32.74	1 Lap	66.00	1:18.61	6 68.69
16	281	14	Antony PERRETT	Suzuki T500	7	9:35.52	1 Lap	65.68	1:19.33	5 68.07
17	242	6	Grant SELLARS	Velocette Venom 499	7	9:37.26	1 Lap	65.48	1:19.60	6 67.84
18	270	14	Kim HICKS	Yamaha SR500	7	9:47.22	1 Lap	64.37	1:20.55	2 67.04
19	68	7	Keith RILEY	BSA B50	7	9:48.53	1 Lap	64.23	1:20.09	6 67.42
20	87	14	Shaun MULLIGAN	Yamaha SR500	7	9:52.64	1 Lap	63.78	1:20.93	7 66.72
21	263	14	Michael GATHER	Yamaha XS500	7	9:52.99	1 Lap	63.74	1:22.21	7 65.69
22	24	14	Joao QUINTANEIRO	YAMAHA SR500	7	10:15.92	1 Lap	61.37	1:25.56	7 63.11
Not-Classified										
	74	7	Dave MATRAVERS	Seeley G50	3	3:43.66	DNF	72.43	1:10.12	3 77.01
	278	7	Ewan CAMERON	BSA Jap Japsa 500	2	3:04.62	DNF	58.50	1:24.54	2 63.88
	101	14	Gary WIDDOWSON	Suzuki GSX 430	0		Starter			
	104	6	David BURRELL	Velocette Venom 500	0		Starter			

Fastest Lap

262 14 Daniel PRITCHARD Suzuki T500 1:08.81 5 78.48

No 262 - Time Includes 10s Penalty for JUMP START

Start Time : 14:35

Darley Moor

19 May 18 14:50

Clerk of Course :

Time Issued :

Chief Timekeeper : Graham Marshall

THESE RESULTS ARE PROVISIONAL UNTIL THE CONCLUSION OF ANY JUDICIAL AND TECHNICAL MATTERS

HS Sports Timing and Results Systems - Results and Lap Times at www.hssports.co.uk



RESULT - RACE 6 - EVENT 14

PI	No	Evt	Name	Machine	Laps	Time	MPH	Best Lap on	MPH
1	84	14	Peter CARROLL	Honda CB500F	8	9:33.54	75.32	1:09.54	8 77.65
2	262	14	Daniel PRITCHARD	Suzuki T500	8	9:33.78	75.29	1:08.81	5 78.48
3	183	14	Stuart McNISH	Yamaha 350	8	10:06.22	71.26	1:13.43	2 73.54
4	108	14	Andrew WIDDOWSON	Suzuki GSX400F	8	10:15.53	70.18	1:14.85	2 72.14
5	227	14	Sarah MEASURES	Yamaha SR 498	8	10:37.56	67.76	1:16.98	5 70.15
6	140	14	Glynn NICHOLLS	Honda CB400N	8	10:38.83	67.62	1:17.39	6 69.78
7	281	14	Antony PERRETT	Suzuki T500	7	9:35.52	65.68	1:19.33	5 68.07
8	270	14	Kim HICKS	Yamaha SR500	7	9:47.22	64.37	1:20.55	2 67.04
9	87	14	Shaun MULLIGAN	Yamaha SR500	7	9:52.64	63.78	1:20.93	7 66.72
10	263	14	Michael GATHER	Yamaha XS500	7	9:52.99	63.74	1:22.21	7 65.69
11	24	14	Joao QUINTANEIRO	YAMAHA SR500	7	10:15.92	61.37	1:25.56	7 63.11

Not-Classified

101 14 Gary WIDDOWSON Suzuki GSX 430 0 Starter

Fastest Lap

262 14 Daniel PRITCHARD Suzuki T500 1:08.81 5 78.48

No 262 - Time Includes 10s Penalty for JUMP START

Start Time : 14:35

Darley Moor

19 May 18 14:50

Clerk of Course :

Time Issued :

Chief Timekeeper : Graham Marshall

THESE RESULTS ARE PROVISIONAL UNTIL THE CONCLUSION OF ANY JUDICIAL AND TECHNICAL MATTERS

HS Sports Timing and Results Systems - Results and Lap Times at www.hssports.co.uk

BRITISH HISTORIC RACING

RESULT - RACE 6 - EVENT 6

Pl	No	Evt	Name	Machine	Laps	Time	MPH	Best Lap on	MPH
1	70	6	Ian BAIN	Norton CS1 520	8	9:33.41	75.34	1:09.51	6 77.69
2	59	6	Jack HEBB	Norton Manx 499	8	10:25.82	69.03	1:16.11	2 70.95
3	286	6	James FIXTER	BSA Goldstar 500	7	9:32.74	66.00	1:18.61	6 68.69
4	242	6	Grant SELLARS	Velocette Venom 499	7	9:37.26	65.48	1:19.60	6 67.84

Not-Classified

104 6 David BURRELL Velocette Venom 500 0 Starter

Fastest Lap

70 6 Ian BAIN Norton CS1 520 1:09.51 6 77.69
12 6 Stefan RADA KOVIC Norton Manx 499 1:09.51 6 77.69

No 262 - Time Includes 10s Penalty for JUMP START

Start Time : 14:35

Darley Moor

19 May 18 14:50

Clerk of Course :

Time Issued :

Chief Timekeeper : Graham Marshall

THESE RESULTS ARE PROVISIONAL UNTIL THE CONCLUSION OF ANY JUDICIAL AND TECHNICAL MATTERS

HS Sports Timing and Results Systems - Results and Lap Times at www.hssports.co.uk

BRITISH HISTORIC RACING

RESULT - RACE 6 - EVENT 7

Pl	No	Evt	Name	Machine	Laps	Time	MPH	Best Lap on	MPH
1	12	7	Stefan RADA KOVIC	Norton Manx 499	8	9:32.19	75.50	1:09.51	6 77.69
2	81	7	Michael FOX	Seeley G50	8	9:35.62	75.05	1:09.67	6 77.51
3	169	7	David TETLEY	Seeley G50	8	9:40.54	74.41	1:10.48	3 76.62
4	239	7	Mike BEVAN	Seeley G50	8	9:42.96	74.10	1:11.00	5 76.06
5	100	7	Andy HUNT	Ducati Steelcraft 450	8	9:59.55	72.05	1:12.39	3 74.60
6	234	7	David LINSDELL	Royal Enfield Bullet	8	10:15.73	70.16	1:14.60	7 72.39
7	68	7	Keith RILEY	BSA B50	7	9:48.53	64.23	1:20.09	6 67.42

Not-Classified

74	7	Dave MATRAVERS	Seeley G50	3	3:43.66	DNF	72.43	1:10.12	3 77.01
278	7	Ewan CAMERON	BSA Jap Japsa 500	2	3:04.62	DNF	58.50	1:24.54	2 63.88

Fastest Lap

70	7	Ian BAIN	Norton CS1 520				1:09.51	6 77.69
12	7	Stefan RADA KOVIC	Norton Manx 499				1:09.51	6 77.69

No 262 - Time Includes 10s Penalty for JUMP START

Start Time : 14:35

Darley Moor

19 May 18 14:50

Clerk of Course :

Time Issued :

Chief Timekeeper : Graham Marshall

THESE RESULTS ARE PROVISIONAL UNTIL THE CONCLUSION OF ANY JUDICIAL AND TECHNICAL MATTERS

HS Sports Timing and Results Systems - Results and Lap Times at www.hssports.co.uk

EVENTS 6, 7 & 14

LAP TIMES - RACE 6

12	Stefan RADAKOVIC										
	Lap	1	2	3	4	5	6	7	8	9	10
	1	1:14.60	1:10.38	1:09.69	1:10.08	1:09.74	1:09.51	1:09.77	1:11.11		
24	Joao QUINTANEIRO										
	Lap	1	2	3	4	5	6	7	8	9	10
	1	1:29.82	1:25.63	1:25.58	1:27.15	1:27.40	1:26.53	1:25.56			
59	Jack HEBB										
	Lap	1	2	3	4	5	6	7	8	9	10
	1	1:19.00	1:16.11	1:16.97	1:17.13	1:16.22	1:17.76	1:17.62	1:17.25		
68	Keith RILEY										
	Lap	1	2	3	4	5	6	7	8	9	10
	1	1:29.83	1:23.04	1:21.56	1:22.85	1:21.83	1:20.09	1:20.72			
70	Ian BAIN										
	Lap	1	2	3	4	5	6	7	8	9	10
	1	1:12.59	1:11.80	1:10.20	1:10.67	1:09.72	1:09.51	1:11.03	1:10.87		
74	Dave MATRAVERS										
	Lap	1	2	3	4	5	6	7	8	9	10
	1	1:15.46	1:10.95	1:10.12							
81	Michael FOX										
	Lap	1	2	3	4	5	6	7	8	9	10
	1	1:14.05	1:10.78	1:10.78	1:09.93	1:10.04	1:09.67	1:11.74	1:11.45		
84	Peter CARROLL										
	Lap	1	2	3	4	5	6	7	8	9	10
	1	1:14.19	1:11.83	1:10.97	1:09.95	1:10.19	1:09.66	1:10.83	1:09.54		
87	Shaun MULLIGAN										
	Lap	1	2	3	4	5	6	7	8	9	10
	1	1:27.94	1:23.48	1:22.56	1:22.45	1:24.62	1:23.68	1:20.93			
100	Andy HUNT										
	Lap	1	2	3	4	5	6	7	8	9	10
	1	1:15.26	1:12.92	1:12.39	1:13.62	1:14.32	1:14.15	1:14.96	1:14.75		
108	Andrew WIDDOWSON										
	Lap	1	2	3	4	5	6	7	8	9	10
	1	1:15.89	1:14.85	1:15.40	1:15.70	1:16.40	1:16.77	1:17.25	1:16.39		
140	Glynn NICHOLLS										
	Lap	1	2	3	4	5	6	7	8	9	10
	1	1:21.90	1:18.78	1:19.31	1:18.88	1:18.04	1:17.39	1:19.09	1:17.90		
169	David TETLEY										
	Lap	1	2	3	4	5	6	7	8	9	10
	1	1:16.08	1:11.16	1:10.48	1:10.59	1:10.93	1:11.02	1:10.90	1:11.85		

183	Stuart McNISH									
Lap	1	2	3	4	5	6	7	8	9	10
1	1:18.11	1:13.43	1:13.46	1:14.27	1:14.50	1:14.94	1:14.19	1:14.76		
227	Sarah MEASURES									
Lap	1	2	3	4	5	6	7	8	9	10
1	1:22.62	1:17.33	1:18.87	1:19.24	1:16.98	1:17.94	1:19.27	1:17.91		
234	David LINSDELL									
Lap	1	2	3	4	5	6	7	8	9	10
1	1:21.33	1:15.52	1:15.61	1:15.48	1:15.33	1:15.52	1:14.60	1:14.73		
239	Mike BEVAN									
Lap	1	2	3	4	5	6	7	8	9	10
1	1:13.73	1:12.68	1:11.18	1:11.86	1:11.00	1:11.35	1:11.30	1:12.95		
242	Grant SELLARS									
Lap	1	2	3	4	5	6	7	8	9	10
1	1:28.42	1:20.93	1:19.90	1:20.32	1:19.89	1:19.60	1:19.89			
262	Daniel PRITCHARD									
Lap	1	2	3	4	5	6	7	8	9	10
1	1:09.59	1:09.43	1:09.05	1:08.89	1:08.81	1:09.87	1:11.55	1:10.03		
263	Michael GATHER									
Lap	1	2	3	4	5	6	7	8	9	10
1	1:28.16	1:24.24	1:22.30	1:22.96	1:22.70	1:22.44	1:22.21			
270	Kim HICKS									
Lap	1	2	3	4	5	6	7	8	9	10
1	1:25.36	1:20.55	1:22.09	1:23.00	1:21.96	1:23.50	1:23.32			
278	Ewan CAMERON									
Lap	1	2	3	4	5	6	7	8	9	10
1	1:31.14	1:24.54								
281	Antony PERRETT									
Lap	1	2	3	4	5	6	7	8	9	10
1	1:26.25	1:20.64	1:21.38	1:21.14	1:19.33	1:19.51	1:19.38			
286	James FIXTER									
Lap	1	2	3	4	5	6	7	8	9	10
1	1:26.74	1:20.66	1:20.88	1:19.24	1:19.41	1:18.61	1:19.51			

Lap Chart

EVENTS 6, 7 & 14 - RACE 6

Lap 1		Lap 2		Lap 3		Lap 4		Lap 5		Lap 6		Lap 7		Lap 8		Lap 9		Lap 10			
No	Time	No	Time	No	Time	No	Time	No	Time	No	Time	No	Time	No	Time	No	Time	No	Time		
262	1:16.15	262	2:25.58	262	3:34.63	262	4:43.52	262	5:52.33	262	7:02.20	262	8:13.75	12	9:32.19						
70	1:19.61	70	2:31.41	70	3:41.61	12	4:52.06	24	5:56.43 *1	68	7:07.72 *1	281	8:16.14 *1	286	9:32.74 *1						
84	1:20.57	81	2:32.01	12	3:41.98	70	4:52.28	12	6:01.80	87	7:08.03 *1	242	8:17.37 *1	70	9:33.41						
239	1:20.64	12	2:32.29	81	3:42.79	81	4:52.72	70	6:02.00	263	7:08.34 *1	12	8:21.08	84	9:33.54						
81	1:21.23	84	2:32.40	84	3:43.37	84	4:53.32	81	6:02.76	12	7:11.31	70	8:22.54	262	9:33.78						
12	1:21.91	239	2:33.32	74	3:43.66	169	4:55.84	84	6:03.51	70	7:11.51	270	8:23.90 *1	281	9:35.52 *1						
100	1:22.44	74	2:33.54	239	3:44.50	239	4:56.36	169	6:06.77	81	7:12.43	84	8:24.00	81	9:35.62						
74	1:22.59	169	2:34.77	169	3:45.25	100	5:01.37	239	6:07.36	84	7:13.17	81	8:24.17	242	9:37.26 *1						
108	1:22.77	100	2:35.36	100	3:47.75	183	5:07.83	100	6:15.69	169	7:17.79	68	8:27.81 *1	169	9:40.54						
169	1:23.61	108	2:37.62	108	3:53.02	108	5:08.72	183	6:22.33	239	7:18.71	169	8:28.69	239	9:42.96						
183	1:26.67	183	2:40.10	183	3:53.56	234	5:15.55	108	6:25.12	24	7:23.83 *1	239	8:30.01	270	9:47.22 *1						
59	1:26.76	59	2:42.87	59	3:59.84	59	5:16.97	234	6:30.88	100	7:29.84	263	8:30.78 *1	68	9:48.53 *1						
234	1:28.94	234	2:44.46	234	4:00.07	227	5:25.46	59	6:33.19	183	7:37.27	87	8:31.71 *1	87	9:52.64 *1						
140	1:29.44	227	2:47.35	227	4:06.22	140	5:26.41	227	6:42.44	108	7:41.89	100	8:44.80	263	9:52.99 *1						
227	1:30.02	140	2:48.22	140	4:07.53	286	5:35.21	140	6:44.45	234	7:46.40	24	8:50.36 *1	100	9:59.55						
270	1:32.80	270	2:53.35	270	4:15.44	281	5:37.30	286	6:54.62	59	7:50.95	183	8:51.46	183	10:06.22						
281	1:34.14	281	2:54.78	286	4:15.97	242	5:37.88	281	6:56.63	227	8:00.38	108	8:59.14	108	10:15.53						
286	1:34.43	286	2:55.09	281	4:16.16	270	5:38.44	242	6:57.77	140	8:01.84	234	9:01.00	234	10:15.73						
87	1:34.92	242	2:57.66	242	4:17.56	87	5:43.41	270	7:00.40	286	8:13.23	59	9:08.57	24	10:15.92 *1						
263	1:36.14	87	2:58.40	87	4:20.96	263	5:45.64					227	9:19.65	59	10:25.82						
242	1:36.73	263	3:00.38	263	4:22.68	68	5:45.89					140	9:20.93	227	10:37.56						
24	1:38.07	68	3:01.48	68	4:23.04									140	10:38.83						
68	1:38.44	24	3:03.70	24	4:29.28																
278	1:40.08	278	3:04.62																		

BRITISH HISTORIC RACING

EVENTS 15, 16, 17 & 23A

RESULT - RACE 7

PI	No	Evt	Name	Machine	Laps	Time	Behind	MPH	Best Lap on	MPH
1	196	17	GEFFRAY/ HAYNES ©	MRE BMW Moorespeed	8	9:56.28		72.45	1:12.24	4 74.75
2	46	17	BIBBY/ HEANEY	Morgan Racing 1208	8	10:20.61	24.33	69.61	1:14.95	7 72.05
3	147	17	LISSAMAN/ LEETON	JPR Moorespeed	8	10:23.74	27.46	69.26	1:14.83	7 72.16
4	4	16	BLEACH/ DAWS	Norton Ducker Lynx	8	10:50.24	53.96	66.44	1:18.60	8 68.70
5	29	16	POPE/ CHRISTOPHER	BMW R75 750	8	10:59.89	1:03.61	65.47	1:20.56	7 67.03
6	27	17	HUTCHINSON/ MILLINGTON	Berkley T60 1293	7	10:07.76	1 Lap	62.20	1:25.26	2 63.34
7	656	23a	DAVENPORT/ DAVENPORT	Aprilia RS 125	7	10:11.75	1 Lap	61.79	1:24.95	7 63.57
8	12	15	WHITTAKER/ WHITTAKER	BSA Road Rocket	7	11:04.13	1 Lap	56.92	1:32.20	7 58.57

Not-Classified

187	17	ABRAHAMS/ ABRAHAMS	Vincent Rapide 998	5	6:26.79	DNF	69.81	1:15.72	3 71.32
-----	----	--------------------	--------------------	---	---------	-----	-------	---------	---------

Fastest Lap

196	17	GEFFRAY/ HAYNES ©	MRE BMW Moorespeed					1:12.24	4 74.75
-----	----	-------------------	--------------------	--	--	--	--	---------	---------

No 147 - Time Includes 10s Penalty for JUMP START

Start Time : 14:50

Darley Moor

19 May 18 15:02

Clerk of Course :

Time Issued :

Chief Timekeeper : Graham Marshall

THESE RESULTS ARE PROVISIONAL UNTIL THE CONCLUSION OF ANY JUDICIAL AND TECHNICAL MATTERS

HS Sports Timing and Results Systems - Results and Lap Times at www.hssports.co.uk



RESULT - RACE 7 - EVENT 15

Pl	No	Evt	Name	Machine	Laps	Time	MPH	Best Lap on	MPH
1	12	15	WHITTAKER/ WHITTAKER	BSA Road Rocket	7	11:04.13	56.92	1:32.20	7 58.57

Fastest Lap

12 15 WHITTAKER/ WHITTAKER BSA Road Rocket 1:32.20 7 58.57

No 147 - Time Includes 10s Penalty for JUMP START

Start Time : 14:50

Darley Moor

19 May 18 15:02

Clerk of Course :

Time Issued :

Chief Timekeeper : Graham Marshall

THESE RESULTS ARE PROVISIONAL UNTIL THE CONCLUSION OF ANY JUDICIAL AND TECHNICAL MATTERS

HS Sports Timing and Results Systems - Results and Lap Times at www.hssports.co.uk



RESULT - RACE 7 - EVENT 16

Pl	No	Evt	Name	Machine	Laps	Time	MPH	Best Lap on	MPH
1	4	16	BLEACH/ DAWS	Norton Ducker Lynx	8	10:50.24	66.44	1:18.60	8 68.70
2	29	16	POPE/ CHRISTOPHER	BMW R75 750	8	10:59.89	65.47	1:20.56	7 67.03

Fastest Lap

4 16 BLEACH/ DAWS Norton Ducker Lynx 1:18.60 8 68.70

No 147 - Time Includes 10s Penalty for JUMP START

Start Time : 14:50

Darley Moor

19 May 18 15:02

Clerk of Course :

Time Issued :

Chief Timekeeper : Graham Marshall

THESE RESULTS ARE PROVISIONAL UNTIL THE CONCLUSION OF ANY JUDICIAL AND TECHNICAL MATTERS

HS Sports Timing and Results Systems - Results and Lap Times at www.hssports.co.uk

BRITISH HISTORIC RACING

RESULT - RACE 7 - EVENT 17

PI	No	Evt	Name	Machine	Laps	Time	MPH	Best Lap on	MPH
1	196	17	GEFFRAY/ HAYNES ©	MRE BMW Moorespeed	8	9:56.28	72.45	1:12.24	4 74.75
2	46	17	BIBBY/ HEANEY	Morgan Racing 1208	8	10:20.61	69.61	1:14.95	7 72.05
3	147	17	LISSAMAN/ LEETON	JPR Moorespeed	8	10:23.74	69.26	1:14.83	7 72.16
4	27	17	HUTCHINSON/ MILLINGTON	Berkley T60 1293	7	10:07.76	62.20	1:25.26	2 63.34

Not-Classified

187	17	ABRAHAMS/ ABRAHAMS	Vincent Rapide 998	5	6:26.79	DNF	69.81	1:15.72	3 71.32
-----	----	--------------------	--------------------	---	---------	-----	-------	---------	---------

Fastest Lap

196	17	GEFFRAY/ HAYNES ©	MRE BMW Moorespeed				1:12.24	4	74.75
-----	----	-------------------	--------------------	--	--	--	---------	---	-------

No 147 - Time Includes 10s Penalty for JUMP START

Start Time : 14:50

Darley Moor

19 May 18 15:02

Clerk of Course :

Time Issued :

Chief Timekeeper : Graham Marshall

THESE RESULTS ARE PROVISIONAL UNTIL THE CONCLUSION OF ANY JUDICIAL AND TECHNICAL MATTERS

HS Sports Timing and Results Systems - Results and Lap Times at www.hssports.co.uk



RESULT - RACE 7 - EVENT 23a

PI	No	Evt	Name	Machine	Laps	Time	MPH	Best Lap on	MPH
1	656	23a	DAVENPORT/ DAVENPORT	Aprilia RS 125	7	10:11.75	61.79	1:24.95	7 63.57

Fastest Lap

656 23a DAVENPORT/ DAVENPORT Aprilia RS 125 1:24.95 7 63.57

No 147 - Time Includes 10s Penalty for JUMP START

Start Time : 14:50

Darley Moor

19 May 18 15:02

Clerk of Course :

Time Issued :

Chief Timekeeper : Graham Marshall

THESE RESULTS ARE PROVISIONAL UNTIL THE CONCLUSION OF ANY JUDICIAL AND TECHNICAL MATTERS

HS Sports Timing and Results Systems - Results and Lap Times at www.hssports.co.uk

EVENTS 15, 16, 17 & 23A

LAP TIMES - RACE 7

4	BLEACH/ DAWS										
	Lap	1	2	3	4	5	6	7	8	9	10
	1	1:23.84	1:19.79	1:20.06	1:19.69	1:20.02	1:19.77	1:20.58	1:18.60		

12	WHITTAKER/ WHITTAKER										
	Lap	1	2	3	4	5	6	7	8	9	10
	1	1:32.91	1:32.65	1:34.55	1:34.14	1:35.45	1:34.52	1:32.20			

27	HUTCHINSON/ MILLINGTON										
	Lap	1	2	3	4	5	6	7	8	9	10
	1	1:26.60	1:25.26	1:25.54	1:25.91	1:25.87	1:25.46	1:25.60			

29	POPE/ CHRISTOPHER										
	Lap	1	2	3	4	5	6	7	8	9	10
	1	1:24.09	1:22.59	1:21.62	1:21.62	1:20.68	1:20.86	1:20.56	1:20.73		

46	BIBBY/ HEANEY										
	Lap	1	2	3	4	5	6	7	8	9	10
	1	1:17.85	1:15.17	1:16.11	1:15.95	1:16.58	1:17.20	1:14.95	1:19.97		

147	LISSAMAN/ LEETON										
	Lap	1	2	3	4	5	6	7	8	9	10
	1	1:16.30	1:15.84	1:15.81	1:16.75	1:16.17	1:15.89	1:14.83	1:16.57		

187	ABRAHAMS/ ABRAHAMS										
	Lap	1	2	3	4	5	6	7	8	9	10
	1	1:16.95	1:15.81	1:15.72	1:16.84	1:15.82					

196	GEFFRAY/ HAYNES ©										
	Lap	1	2	3	4	5	6	7	8	9	10
	1	1:16.24	1:15.47	1:12.44	1:12.24	1:13.29	1:12.62	1:13.45	1:14.21		

656	DAVENPORT/ DAVENPORT										
	Lap	1	2	3	4	5	6	7	8	9	10
	1	1:30.82	1:26.13	1:25.06	1:25.67	1:25.92	1:25.02	1:24.95			

Lap Chart

EVENTS 15, 16, 17 & 23A - RACE 7

Lap 1		Lap 2		Lap 3		Lap 4		Lap 5		Lap 6		Lap 7		Lap 8		Lap 9		Lap 10		
No	Time	No	Time	No	Time	No	Time	No	Time	No	Time	No	Time	No	Time	No	Time	No	Time	
147	1:21.88	147	2:37.72	196	3:50.47	196	5:02.71	196	6:16.00	196	7:28.62	196	8:42.07	196	9:56.28					
196	1:22.56	196	2:38.03	147	3:53.53	147	5:10.28	12	6:21.96 *1	147	7:42.34	27	8:42.16 *1	27	10:07.76 *1					
187	1:22.60	187	2:38.41	187	3:54.13	187	5:10.97	147	6:26.45	46	7:45.69	656	8:46.80 *1	656	10:11.75 *1					
46	1:24.68	46	2:39.85	46	3:55.96	46	5:11.91	187	6:26.79	12	7:57.41 *1	147	8:57.17	46	10:20.61					
29	1:31.23	4	2:51.52	4	4:11.58	4	5:31.27	46	6:28.49	4	8:11.06	46	9:00.64	147	10:23.74					
4	1:31.73	29	2:53.82	29	4:15.44	29	5:37.06	4	6:51.29	29	8:18.60	4	9:31.64	4	10:50.24					
27	1:34.12	27	2:59.38	27	4:24.92	27	5:50.83	29	6:57.74			12	9:31.93 *1	29	10:59.89					
656	1:39.00	656	3:05.13	656	4:30.19	656	5:55.86	27	7:16.70			29	9:39.16	12	11:04.13 *1					
12	1:40.62	12	3:13.27	12	4:47.82			656	7:21.78											

BRITISH HISTORIC RACING

EVENTS 1, 3 & 14

RESULT - RACE 8

PI	No	Evt	Name	Machine	Laps	Time	Behind	MPH	Best Lap on	MPH
1	100	3	Andy HUNT	Ducati Steelcraft 250	8	10:10.93		70.71	1:14.39	6 72.59
2	56	3	Matthew HEBB	Ducati MK III 250	8	10:12.40	1.47	70.54	1:14.89	8 72.11
3	70	1	Ian BAIN	Norton CS1 520	8	10:19.86	8.93	69.69	1:14.51	2 72.47
4	94	3	Geoff MILLS	Ducati Harrison 250	8	10:21.28	10.35	69.53	1:15.65	3 71.38
5	4	3	Ian HENSHAW	Royal Enfield Crusader	8	10:36.81	25.88	67.84	1:16.36	6 70.72
6	146	3	Colin WESTERN	Benelli 250 2C	8	10:39.41	28.48	67.56	1:17.46	8 69.71
7	17	3	Tony DAVIES	Ducati 450	8	10:48.34	37.41	66.63	1:17.65	4 69.54
8	47	1	Mervyn STRATFORD	Rudge 249	8	11:04.94	54.01	64.97	1:18.15	5 69.10
9	68	1	Keith RILEY	Velocette KSS 348	8	11:22.58	1:11.65	63.29	1:22.47	6 65.48
10	259	3	Richard BOOL	Ducati MK I 250	8	11:25.37	1:14.44	63.03	1:23.05	2 65.02
11	258	14	Darin MILLS	Suzuki T20 249	8	11:30.21	1:19.28	62.59	1:24.03	8 64.26
12	297	1	Samuel PAGE	Velocette Mac 350	8	11:31.32	1:20.39	62.49	1:23.67	5 64.54
<u>Not-Classified</u>										
	104	1	Dave BURRELL	Velocette Mac 350	7	10:07.66	DNF	62.21	1:24.16	4 64.16
	248	3	Andrew PIGGOTT	Ducati MK III 250	5	7:06.67	DNF	63.28	1:22.27	4 65.64
	105	14	Rob STAFFORD	Suzuki X7 250	4	5:13.69	DNF	68.86	1:16.59	4 70.51
	242	1	Grant SELLARS	Norton CS1 490	1	1:34.75	DNF	56.99		0 0.00
<u>Fastest Lap</u>										
	100	3	Andy HUNT	Ducati Steelcraft 250					1:14.39	6 72.59

Start Time : 15:06

Darley Moor

19 May 18 15:19

Clerk of Course :

Time Issued :

Chief Timekeeper : Graham Marshall

THESE RESULTS ARE PROVISIONAL UNTIL THE CONCLUSION OF ANY JUDICIAL AND TECHNICAL MATTERS

HS Sports Timing and Results Systems - Results and Lap Times at www.hssports.co.uk

BRITISH HISTORIC RACING

RESULT - RACE 8 - EVENT 1

PI	No	Evt	Name	Machine	Laps	Time	MPH	Best Lap on	MPH
1	70	1	Ian BAIN	Norton CS1 520	8	10:19.86	69.69	1:14.51	2 72.47
2	47	1	Mervyn STRATFORD	Rudge 249	8	11:04.94	64.97	1:18.15	5 69.10
3	68	1	Keith RILEY	Velocette KSS 348	8	11:22.58	63.29	1:22.47	6 65.48
4	297	1	Samuel PAGE	Velocette Mac 350	8	11:31.32	62.49	1:23.67	5 64.54

Not-Classified

104	1	Dave BURRELL	Velocette Mac 350	7	10:07.66	DNF	62.21	1:24.16	4 64.16
242	1	Grant SELLARS	Norton CS1 490	1	1:34.75	DNF	56.99		0 0.00

Fastest Lap

70	1	Ian BAIN	Norton CS1 520					1:14.51	2 72.47
----	---	----------	----------------	--	--	--	--	---------	---------

Start Time : 15:06

Darley Moor

19 May 18 15:19

Clerk of Course :

Time Issued :

Chief Timekeeper : Graham Marshall

THESE RESULTS ARE PROVISIONAL UNTIL THE CONCLUSION OF ANY JUDICIAL AND TECHNICAL MATTERS

HS Sports Timing and Results Systems - Results and Lap Times at www.hssports.co.uk



RESULT - RACE 8 - EVENT 14

Pl	No	Evt	Name	Machine	Laps	Time	MPH	Best Lap on	MPH
1	258	14	Darin MILLS	Suzuki T20 249	8	11:30.21	62.59	1:24.03	8 64.26

Not-Classified

105	14	Rob STAFFORD	Suzuki X7 250	4	5:13.69	DNF	68.86	1:16.59	4 70.51
-----	----	--------------	---------------	---	---------	-----	-------	---------	---------

Fastest Lap

105	14	Rob STAFFORD	Suzuki X7 250				1:16.59	4	70.51
-----	----	--------------	---------------	--	--	--	---------	---	-------

Start Time : 15:06

Darley Moor

19 May 18 15:19

Clerk of Course :

Time Issued :

Chief Timekeeper : Graham Marshall

THESE RESULTS ARE PROVISIONAL UNTIL THE CONCLUSION OF ANY JUDICIAL AND TECHNICAL MATTERS

HS Sports Timing and Results Systems - Results and Lap Times at www.hssports.co.uk

BRITISH HISTORIC RACING

RESULT - RACE 8 - EVENT 3

PI	No	Evt	Name	Machine	Laps	Time	MPH	Best Lap on	MPH
1	100	3	Andy HUNT	Ducati Steelcraft 250	8	10:10.93	70.71	1:14.39	6 72.59
2	56	3	Matthew HEBB	Ducati MK III 250	8	10:12.40	70.54	1:14.89	8 72.11
3	94	3	Geoff MILLS	Ducati Harrison 250	8	10:21.28	69.53	1:15.65	3 71.38
4	4	3	Ian HENSHAW	Royal Enfield Crusader	8	10:36.81	67.84	1:16.36	6 70.72
5	146	3	Colin WESTERN	Benelli 250 2C	8	10:39.41	67.56	1:17.46	8 69.71
6	17	3	Tony DAVIES	Ducati 450	8	10:48.34	66.63	1:17.65	4 69.54
7	259	3	Richard BOOL	Ducati MK I 250	8	11:25.37	63.03	1:23.05	2 65.02

Not-Classified

248	3	Andrew PIGGOTT	Ducati MK III 250	5	7:06.67	DNF	63.28	1:22.27	4 65.64
-----	---	----------------	-------------------	---	---------	-----	-------	---------	---------

Fastest Lap

100	3	Andy HUNT	Ducati Steelcraft 250				1:14.39	6 72.59
-----	---	-----------	-----------------------	--	--	--	---------	---------

Start Time : 15:06

Darley Moor

19 May 18 15:19

Clerk of Course :

Time Issued :

Chief Timekeeper : Graham Marshall

THESE RESULTS ARE PROVISIONAL UNTIL THE CONCLUSION OF ANY JUDICIAL AND TECHNICAL MATTERS

HS Sports Timing and Results Systems - Results and Lap Times at www.hssports.co.uk

EVENTS 1, 3 & 14

LAP TIMES - RACE 8

4 Ian HENSHAW

Lap	1	2	3	4	5	6	7	8	9	10
1	1:21.94	1:20.14	1:18.53	1:19.38	1:17.69	1:16.36	1:17.36	1:17.92		

17 Tony DAVIES

Lap	1	2	3	4	5	6	7	8	9	10
1	1:26.10	1:20.05	1:19.11	1:17.65	1:17.94	1:18.96	1:19.62	1:20.69		

47 Mervyn STRATFORD

Lap	1	2	3	4	5	6	7	8	9	10
1	1:21.22	1:19.43	1:19.31	1:19.30	1:18.15	1:21.80	1:31.80	1:26.06		

56 Matthew HEBB

Lap	1	2	3	4	5	6	7	8	9	10
1	1:16.87	1:16.11	1:15.77	1:15.09	1:15.61	1:15.37	1:15.17	1:14.89		

68 Keith RILEY

Lap	1	2	3	4	5	6	7	8	9	10
1	1:28.08	1:23.66	1:24.76	1:24.18	1:22.59	1:22.47	1:24.62	1:23.15		

70 Ian BAIN

Lap	1	2	3	4	5	6	7	8	9	10
1	1:14.45	1:14.51	1:15.68	1:17.31	1:16.63	1:15.80	1:17.81	1:20.70		

94 Geoff MILLS

Lap	1	2	3	4	5	6	7	8	9	10
1	1:18.96	1:16.13	1:15.65	1:15.96	1:16.10	1:16.15	1:16.61	1:18.38		

100 Andy HUNT

Lap	1	2	3	4	5	6	7	8	9	10
1	1:17.01	1:15.87	1:16.24	1:15.67	1:14.71	1:14.39	1:15.06	1:15.15		

104 Dave BURRELL

Lap	1	2	3	4	5	6	7	8	9	10
1	1:27.84	1:24.95	1:24.86	1:24.16	1:24.68	1:25.51	1:26.64			

105 Rob STAFFORD

Lap	1	2	3	4	5	6	7	8	9	10
1	1:16.86	1:16.80	1:16.68	1:16.59						

146 Colin WESTERN

Lap	1	2	3	4	5	6	7	8	9	10
1	1:24.02	1:20.97	1:17.68	1:17.70	1:17.67	1:18.14	1:17.78	1:17.46		

242 Grant SELLARS

Lap	1	2	3	4	5	6	7	8	9	10
1	1:26.16									

248 Andrew PIGGOTT

Lap	1	2	3	4	5	6	7	8	9	10
1	1:26.71	1:22.52	1:24.95	1:22.27	1:22.43					

258 Darin MILLS

Lap	1	2	3	4	5	6	7	8	9	10
1	1:24.30	1:24.77	1:25.92	1:25.14	1:26.16	1:26.76	1:26.14	1:24.03		

259 Richard BOOL

Lap	1	2	3	4	5	6	7	8	9	10
1	1:26.19	1:23.05	1:23.68	1:24.80	1:24.41	1:24.13	1:25.06	1:26.30		

297 Samuel PAGE

Lap	1	2	3	4	5	6	7	8	9	10
1	1:26.13	1:26.47	1:24.12	1:25.07	1:23.67	1:26.60	1:26.06	1:24.88		

Lap Chart

EVENTS 1, 3 & 14 - RACE 8

Lap 1		Lap 2		Lap 3		Lap 4		Lap 5		Lap 6		Lap 7		Lap 8		Lap 9		Lap 10	
No	Time	No	Time	No	Time	No	Time	No	Time	No	Time	No	Time	No	Time	No	Time	No	Time
70	1:21.42	70	2:35.93	70	3:51.61	70	5:08.92	70	6:25.55	100	7:40.72	100	8:55.78	100	10:10.93				
105	1:23.62	100	2:39.71	100	3:55.95	56	5:11.36	100	6:26.33	70	7:41.35	56	8:57.51	56	10:12.40				
100	1:23.84	105	2:40.42	56	3:56.27	100	5:11.62	56	6:26.97	56	7:42.34	70	8:59.16	70	10:19.86				
56	1:24.39	56	2:40.50	105	3:57.10	105	5:13.69	94	6:30.14	94	7:46.29	94	9:02.90	94	10:21.28				
94	1:26.30	94	2:42.43	94	3:58.08	94	5:14.04	4	6:45.17	4	8:01.53	4	9:18.89	4	10:36.81				
47	1:29.09	47	2:48.52	47	4:07.83	47	5:27.13	47	6:45.28	146	8:04.17	146	9:21.95	146	10:39.41				
4	1:29.43	4	2:49.57	4	4:08.10	4	5:27.48	146	6:46.03	47	8:07.08	17	9:27.65	17	10:48.34				
258	1:31.29	146	2:52.98	146	4:10.66	146	5:28.36	17	6:49.07	17	8:08.03	47	9:38.88	47	11:04.94				
146	1:32.01	17	2:54.37	17	4:13.48	17	5:31.13	248	7:06.67	259	8:34.01	259	9:59.07	68	11:22.58				
259	1:33.94	258	2:56.06	259	4:20.67	248	5:44.24	259	7:09.88	68	8:34.81	68	9:59.43	259	11:25.37				
17	1:34.32	259	2:56.99	248	4:21.97	259	5:45.47	68	7:12.34	258	8:40.04	258	10:06.18	258	11:30.21				
297	1:34.45	248	2:57.02	258	4:21.98	258	5:47.12	258	7:13.28	297	8:40.38	297	10:06.44	297	11:31.32				
248	1:34.50	68	3:00.81	297	4:25.04	68	5:49.75	297	7:13.78	104	8:41.02	104	10:07.66						
242	1:34.75	297	3:00.92	68	4:25.57	297	5:50.11	104	7:15.51										
104	1:36.86	104	3:01.81	104	4:26.67	104	5:50.83												
68	1:37.15																		

BRITISH HISTORIC RACING

EVENTS 8, 9, 10, 14, 22 & 32

RESULT - RACE 9

PI	No	Evt	Name	Machine	Laps	Time	Behind	MPH	Best Lap on	MPH
1	216	32	Alex GILFILLAN	Suzuki GSX1100	8	9:16.33		77.65	1:06.76	2 80.89
2	263	32	Kevin JONES	Yamaha FX750	8	9:18.17	1.84	77.40	1:07.15	8 80.42
3	239	14	Mike BEVAN	Honda XL 500	8	9:20.83	4.50	77.03	1:07.67	8 79.80
4	210	32	Matt GOODFIELD	Honda VFRC (RC24)	8	9:24.41	8.08	76.54	1:08.67	8 78.64
5	3	22	Benjamin HEATON	Tigercraft KTM 690 LC4	8	9:25.07	8.74	76.45	1:08.90	8 78.37
6	75	22	James LUCK	Supermono Tigcraft KTM	8	9:25.60	9.27	76.38	1:09.05	3 78.20
7	175	14	Patrick WELCH	Rob North Tident	8	9:47.55	31.22	73.53	1:10.06	4 77.08
8	95	10	Richard ALDOUS	Triumph Trident 750	8	9:51.39	35.06	73.05	1:11.22	8 75.82
9	246	32	Stu POULTON	Yamaha 350 YPVS	8	9:51.65	35.32	73.02	1:10.06	8 77.08
10	138	10	Mike KEMP	Norton Atlas 745	8	10:00.60	44.27	71.93	1:12.63	7 74.35
11	159	14	Jack HEBB	Honda CB500/4	8	10:05.69	49.36	71.32	1:13.09	5 73.88
12	286	8	James FIXTER	Triumph Triton 750	8	10:05.96	49.63	71.29	1:13.43	4 73.54
13	153	22	John CHRISTOPHER	Harris/Jusaberg 640	8	10:22.55	1:06.22	69.39	1:15.02	4 71.98
14	229	9	Robert BEVAN	Triumph T110 650	8	10:34.16	1:17.83	68.12	1:17.33	7 69.83
15	255	8	Alan FOSTER	Norton Metisse 750	7	9:17.65	1 Lap	67.78	1:16.60	3 70.50
16	264	32	Nic POWELL	Moto Guzzi 750 744	7	9:18.60	1 Lap	67.67	1:17.82	2 69.39
17	143	14	Stefan DILLEY	Honda CB 350	7	9:19.02	1 Lap	67.62	1:17.51	3 69.67
18	257	32	Gareth SHELLAM	Suzuki GSX750	7	9:40.44	1 Lap	65.12	1:20.29	5 67.26
19	19	8	Brian HUNT	BSA Rocket 3	7	9:42.18	1 Lap	64.93	1:20.48	6 67.10
20	260	10	Richard HAWKSWORTH	Triumph Bonneville	7	10:14.41	1 Lap	61.52	1:23.57	3 64.62

Not-Classified

59	22	Daniel LEDGER	KTM Supermono	1	1:21.54	DNF	66.23		0	0.00
----	----	---------------	---------------	---	---------	-----	-------	--	---	------

Fastest Lap

216	32	Alex GILFILLAN	Suzuki GSX1100				1:06.76	2	80.89
-----	----	----------------	----------------	--	--	--	---------	---	-------

Start Time : 15:42

Darley Moor

19 May 18 15:54

Clerk of Course :

Time Issued :

Chief Timekeeper : Graham Marshall

THESE RESULTS ARE PROVISIONAL UNTIL THE CONCLUSION OF ANY JUDICIAL AND TECHNICAL MATTERS

HS Sports Timing and Results Systems - Results and Lap Times at www.hssports.co.uk

BRITISH HISTORIC RACING

RESULT - RACE 9 - EVENT 10

Pl	No	Evt	Name	Machine	Laps	Time	MPH	Best Lap on	MPH
1	95	10	Richard ALDOUS	Triumph Trident 750	8	9:51.39	73.05	1:11.22	8 75.82
2	138	10	Mike KEMP	Norton Atlas 745	8	10:00.60	71.93	1:12.63	7 74.35
3	260	10	Richard HAWKSWORTH	Triumph Bonneville	7	10:14.41	61.52	1:23.57	3 64.62

Fastest Lap

95	10	Richard ALDOUS	Triumph Trident 750	1:11.22	8	75.82
----	----	----------------	---------------------	---------	---	-------

Start Time : 15:42

Darley Moor

19 May 18 15:54

Clerk of Course :

Time Issued :

Chief Timekeeper : Graham Marshall

THESE RESULTS ARE PROVISIONAL UNTIL THE CONCLUSION OF ANY JUDICIAL AND TECHNICAL MATTERS

HS Sports Timing and Results Systems - Results and Lap Times at www.hssports.co.uk

BRITISH HISTORIC RACING

RESULT - RACE 9 - EVENT 14

Pl	No	Evt	Name	Machine	Laps	Time	MPH	Best Lap on	MPH
1	239	14	Mike BEVAN	Honda XL 500	8	9:20.83	77.03	1:07.67	8 79.80
2	175	14	Patrick WELCH	Rob North Tident	8	9:47.55	73.53	1:10.06	4 77.08
3	159	14	Jack HEBB	Honda CB500/4	8	10:05.69	71.32	1:13.09	5 73.88
4	143	14	Stefan DILLEY	Honda CB 350	7	9:19.02	67.62	1:17.51	3 69.67

Fastest Lap

239 14 Mike BEVAN Honda XL 500 1:07.67 8 79.80

Start Time : 15:42

Darley Moor

19 May 18 15:54

Clerk of Course :

Time Issued :

Chief Timekeeper : Graham Marshall

THESE RESULTS ARE PROVISIONAL UNTIL THE CONCLUSION OF ANY JUDICIAL AND TECHNICAL MATTERS

HS Sports Timing and Results Systems - Results and Lap Times at www.hssports.co.uk

BRITISH HISTORIC RACING

RESULT - RACE 9 - EVENT 22

PI	No	Evt	Name	Machine	Laps	Time	MPH	Best Lap on	MPH
1	3	22	Benjamin HEATON	Tigercraft KTM 690 LC4	8	9:25.07	76.45	1:08.90	8 78.37
2	75	22	James LUCK	Supermono Tigcraft KTM	8	9:25.60	76.38	1:09.05	3 78.20
3	153	22	John CHRISTOPHER	Harris/Jusaberg 640	8	10:22.55	69.39	1:15.02	4 71.98

Not-Classified

59	22	Daniel LEDGER	KTM Supermono	1	1:21.54	DNF	66.23	0	0.00
----	----	---------------	---------------	---	---------	-----	-------	---	------

Fastest Lap

3	22	Benjamin HEATON	Tigercraft KTM 690 LC4				1:08.90	8	78.37
---	----	-----------------	------------------------	--	--	--	---------	---	-------

Start Time : 15:42

Darley Moor

19 May 18 15:54

Clerk of Course :

Time Issued :

Chief Timekeeper : Graham Marshall

THESE RESULTS ARE PROVISIONAL UNTIL THE CONCLUSION OF ANY JUDICIAL AND TECHNICAL MATTERS

HS Sports Timing and Results Systems - Results and Lap Times at www.hssports.co.uk

BRITISH HISTORIC RACING

RESULT - RACE 9 - EVENT 32

PI	No	Evt	Name	Machine	Laps	Time	MPH	Best Lap on	MPH
1	216	32	Alex GILFILLAN	Suzuki GSX1100	8	9:16.33	77.65	1:06.76	2 80.89
2	263	32	Kevin JONES	Yamaha FX750	8	9:18.17	77.40	1:07.15	8 80.42
3	210	32	Matt GOODFIELD	Honda VFRC (RC24)	8	9:24.41	76.54	1:08.67	8 78.64
4	246	32	Stu POULTON	Yamaha 350 YPVS	8	9:51.65	73.02	1:10.06	8 77.08
5	264	32	Nic POWELL	Moto Guzzi 750 744	7	9:18.60	67.67	1:17.82	2 69.39
6	257	32	Gareth SHELLAM	Suzuki GSX750	7	9:40.44	65.12	1:20.29	5 67.26

Fastest Lap

216 32 Alex GILFILLAN Suzuki GSX1100 1:06.76 2 80.89

Start Time : 15:42

Darley Moor

19 May 18 15:54

Clerk of Course :

Time Issued :

Chief Timekeeper : Graham Marshall

THESE RESULTS ARE PROVISIONAL UNTIL THE CONCLUSION OF ANY JUDICIAL AND TECHNICAL MATTERS

HS Sports Timing and Results Systems - Results and Lap Times at www.hssports.co.uk

BRITISH HISTORIC RACING

RESULT - RACE 9 - EVENT 8

Pl	No	Evt	Name	Machine	Laps	Time	MPH	Best Lap on	MPH
1	286	8	James FIXTER	Triumph Triton 750	8	10:05.96	71.29	1:13.43	4 73.54
2	255	8	Alan FOSTER	Norton Metisse 750	7	9:17.65	67.78	1:16.60	3 70.50
3	19	8	Brian HUNT	BSA Rocket 3	7	9:42.18	64.93	1:20.48	6 67.10

Fastest Lap

286 8 James FIXTER Triumph Triton 750 1:13.43 4 73.54

Start Time : 15:42

Darley Moor

19 May 18 15:54

Clerk of Course :

Time Issued :

Chief Timekeeper : Graham Marshall

THESE RESULTS ARE PROVISIONAL UNTIL THE CONCLUSION OF ANY JUDICIAL AND TECHNICAL MATTERS

HS Sports Timing and Results Systems - Results and Lap Times at www.hssports.co.uk

BRITISH HISTORIC RACING

RESULT - RACE 9 - EVENT 9

Pl	No	Evt	Name	Machine	Laps	Time	MPH	Best Lap on	MPH
1	229	9	Robert BEVAN	Triumph T110 650	8	10:34.16	68.12	1:17.33	7 69.83

Fastest Lap

229 9 Robert BEVAN Triumph T110 650 1:17.33 7 69.83

Start Time : 15:42

Darley Moor

19 May 18 15:54

Clerk of Course :

Time Issued :

Chief Timekeeper : Graham Marshall

THESE RESULTS ARE PROVISIONAL UNTIL THE CONCLUSION OF ANY JUDICIAL AND TECHNICAL MATTERS

HS Sports Timing and Results Systems - Results and Lap Times at www.hssports.co.uk

EVENTS 8, 9, 10, 14, 22 & 32

LAP TIMES - RACE 9

3	Benjamin HEATON									
Lap	1	2	3	4	5	6	7	8	9	10
1	1:11.12	1:09.84	1:09.46	1:10.05	1:09.51	1:10.14	1:09.87	1:08.90		
19	Brian HUNT									
Lap	1	2	3	4	5	6	7	8	9	10
1	1:25.57	1:21.58	1:22.06	1:22.33	1:21.33	1:20.48	1:20.76			
59	Daniel LEDGER									
Lap	1	2	3	4	5	6	7	8	9	10
1	1:14.41									
75	James LUCK									
Lap	1	2	3	4	5	6	7	8	9	10
1	1:11.31	1:09.91	1:09.05	1:10.29	1:09.36	1:10.01	1:09.92	1:09.26		
95	Richard ALDOUS									
Lap	1	2	3	4	5	6	7	8	9	10
1	1:14.24	1:15.41	1:13.25	1:13.22	1:12.72	1:12.75	1:11.81	1:11.22		
138	Mike KEMP									
Lap	1	2	3	4	5	6	7	8	9	10
1	1:16.52	1:15.45	1:15.43	1:14.18	1:12.72	1:13.30	1:12.63	1:13.45		
143	Stefan DILLEY									
Lap	1	2	3	4	5	6	7	8	9	10
1	1:23.31	1:19.03	1:17.51	1:18.05	1:17.58	1:17.59	1:18.19			
153	John CHRISTOPHER									
Lap	1	2	3	4	5	6	7	8	9	10
1	1:18.88	1:16.67	1:15.11	1:15.02	1:15.60	1:17.72	1:17.20	1:18.72		
159	Jack HEBB									
Lap	1	2	3	4	5	6	7	8	9	10
1	1:15.97	1:15.31	1:15.93	1:15.19	1:13.09	1:14.23	1:14.35	1:14.75		
175	Patrick WELCH									
Lap	1	2	3	4	5	6	7	8	9	10
1	1:17.93	1:13.67	1:11.81	1:10.06	1:10.61	1:10.48	1:12.25	1:11.89		
210	Matt GOODFIELD									
Lap	1	2	3	4	5	6	7	8	9	10
1	1:10.61	1:10.04	1:08.85	1:09.68	1:09.42	1:11.10	1:10.10	1:08.67		
216	Alex GILFILLAN									
Lap	1	2	3	4	5	6	7	8	9	10
1	1:07.18	1:06.76	1:09.19	1:09.04	1:09.17	1:10.78	1:08.29	1:10.10		
229	Robert BEVAN									
Lap	1	2	3	4	5	6	7	8	9	10
1	1:21.68	1:18.06	1:17.44	1:17.71	1:17.74	1:17.40	1:17.33	1:18.92		

239	Mike BEVAN										
	Lap	1	2	3	4	5	6	7	8	9	10
	1	1:12.25	1:09.91	1:08.83	1:09.02	1:09.30	1:09.62	1:07.98	1:07.67		
246	Stu POULTON										
	Lap	1	2	3	4	5	6	7	8	9	10
	1	1:14.45	1:17.24	1:14.46	1:12.66	1:12.39	1:11.41	1:12.19	1:10.06		
255	Alan FOSTER										
	Lap	1	2	3	4	5	6	7	8	9	10
	1	1:19.99	1:17.00	1:16.60	1:17.38	1:18.55	1:18.93	1:21.55			
257	Gareth SHELLAM										
	Lap	1	2	3	4	5	6	7	8	9	10
	1	1:25.34	1:22.66	1:21.85	1:21.29	1:20.29	1:20.33	1:20.90			
260	Richard HAWKSWORTH										
	Lap	1	2	3	4	5	6	7	8	9	10
	1	1:26.44	1:24.36	1:23.57	1:24.20	1:26.65	1:28.39	1:32.67			
263	Kevin JONES										
	Lap	1	2	3	4	5	6	7	8	9	10
	1	1:10.49	1:09.42	1:09.58	1:09.58	1:08.76	1:09.66	1:07.38	1:07.15		
264	Nic POWELL										
	Lap	1	2	3	4	5	6	7	8	9	10
	1	1:21.80	1:17.82	1:18.46	1:18.46	1:18.30	1:17.91	1:18.14			
286	James FIXTER										
	Lap	1	2	3	4	5	6	7	8	9	10
	1	1:17.25	1:16.98	1:15.36	1:13.43	1:13.57	1:13.45	1:14.07	1:14.80		

Lap Chart

EVENTS 8, 9, 10, 14, 22 & 32 - RACE 9

Lap 1		Lap 2		Lap 3		Lap 4		Lap 5		Lap 6		Lap 7		Lap 8		Lap 9		Lap 10		
No	Time	No	Time	No	Time	No	Time	No	Time	No	Time	No	Time	No	Time	No	Time	No	Time	
216	1:13.00	216	2:19.76	216	3:28.95	216	4:37.99	216	5:47.16	216	6:57.94	216	8:06.23	216	9:16.33					
210	1:16.55	263	2:26.06	210	3:35.44	210	4:45.12	263	5:53.98	257	6:59.21 *1	263	8:11.02	255	9:17.65 *1					
263	1:16.64	210	2:26.59	263	3:35.64	263	4:45.22	210	5:54.54	19	7:00.94 *1	239	8:13.16	263	9:18.17					
3	1:17.30	3	2:27.14	3	3:36.60	239	4:46.26	239	5:55.56	263	7:03.64	210	8:15.74	264	9:18.60 *1					
75	1:17.80	75	2:27.71	75	3:36.76	3	4:46.65	3	5:56.16	239	7:05.18	3	8:16.17	143	9:19.02 *1					
239	1:18.50	239	2:28.41	239	3:37.24	75	4:47.05	75	5:56.41	210	7:05.64	75	8:16.34	239	9:20.83					
95	1:21.01	95	2:36.42	95	3:49.67	175	5:02.32	175	6:12.93	3	7:06.30	257	8:19.54 *1	210	9:24.41					
246	1:21.24	159	2:38.15	175	3:52.26	95	5:02.89	95	6:15.61	75	7:06.42	19	8:21.42 *1	3	9:25.07					
59	1:21.54	246	2:38.48	246	3:52.94	246	5:05.60	246	6:17.99	260	7:13.35 *1	175	8:35.66	75	9:25.60					
159	1:22.84	138	2:38.89	159	3:54.08	138	5:08.50	138	6:21.22	175	7:23.41	95	8:40.17	257	9:40.44 *1					
138	1:23.44	175	2:40.45	138	3:54.32	159	5:09.27	159	6:22.36	95	7:28.36	246	8:41.59	19	9:42.18 *1					
286	1:24.30	286	2:41.28	286	3:56.64	286	5:10.07	286	6:23.64	246	7:29.40	260	8:41.74 *1	175	9:47.55					
153	1:26.51	153	2:43.18	153	3:58.29	153	5:13.31	153	6:28.91	138	7:34.52	138	8:47.15	95	9:51.39					
175	1:26.78	255	2:44.64	255	4:01.24	255	5:18.62	255	6:37.17	159	7:36.59	159	8:50.94	246	9:51.65					
255	1:27.64	264	2:47.33	229	4:05.06	229	5:22.77	229	6:40.51	286	7:37.09	286	8:51.16	138	10:00.60					
264	1:29.51	229	2:47.62	264	4:05.79	264	5:24.25	264	6:42.55	153	7:46.63	153	9:03.83	159	10:05.69					
229	1:29.56	143	2:50.10	143	4:07.61	143	5:25.66	143	6:43.24	255	7:56.10	229	9:15.24	286	10:05.96					
143	1:31.07	19	2:55.22	19	4:17.28	257	5:38.92			229	7:57.91			260	10:14.41 *1					
257	1:33.12	257	2:55.78	257	4:17.63	19	5:39.61			264	8:00.46			153	10:22.55					
19	1:33.64	260	2:58.93	260	4:22.50	260	5:46.70			143	8:00.83			229	10:34.16					
260	1:34.57																			



ACU BRITISH SCOOTER STOCK CHAMPIONSHIP

RESULT - RACE 10 - Amended

PI	No	Evt	Name	Machine	Laps	Time	Behind	MPH	Best Lap on	MPH
1	1	G4	Darren CONNEELY	Lambretta SX 200	8	10:04.96		71.41	1:14.04	2 72.93
2	16	G4	Chris GEYTON	Lambretta GP210	8	10:09.99	5.03	70.82	1:14.63	2 72.36
3	3	PR	Lee BAMBER	Lambretta GP200	8	10:48.59	43.63	66.61	1:18.42	6 68.86
4	6	PR	Stewart McKENZIE	Vespa 210	8	10:48.88	43.92	66.58	1:19.30	6 68.10
5	69	PR	Michael BONETT	Lambretta SX200	8	10:49.07	44.11	66.56	1:18.99	6 68.36
6	41	PR	Stuart DAY	Lambretta GP 200	8	10:49.54	44.58	66.51	1:19.14	6 68.23
7	28	AP	Stephen WRIGHT	Gilera Runner PSN 180	8	10:55.70	50.74	65.88	1:20.31	6 67.24
8	47	PR	Graham TATTON	Lambretta SX200	8	11:03.28	58.32	65.13	1:21.28	7 66.44
9	97	G4	Mark COOK	lambretta 205	8	11:17.75	1:12.79	63.74	1:22.31	2 65.61
10	81	PR	James LANCASTER	Lambretta DSC	8	11:32.31	1:27.35	62.40	1:24.21	2 64.13
11	52	AP	John WOODS	Scomadi TL200	7	10:06.74	1 Lap	62.30	1:24.10	7 64.21
12	98	AP	Zack TINGLE	Scomadi TZ200	7	10:08.08	1 Lap	62.16	1:24.30	7 64.06
13	46	PR	David DELANEY	Vespa 90SS 132	7	10:11.29	1 Lap	61.84	1:23.62	7 64.58
14	11	PR	Keith TERRY	Lambretta JB200	7	10:13.48	1 Lap	61.62	1:25.61	6 63.08
15	74	PR	Bob WEST	Lambretta SRP 200	7	10:14.05	1 Lap	61.56	1:25.55	2 63.12
16	101	AP	Gary PEACOCK	Scomadi 200	7	10:14.56	1 Lap	61.51	1:25.38	6 63.25
17	116	AP	Shaun FAIRHEAD	Scomadi TL200	7	10:19.41	1 Lap	61.03	1:25.85	2 62.90
18	40	AP	Lee GILES	Scomadi 200	7	10:48.22	1 Lap	58.31	1:30.46	6 59.69

Not-Classified

150 PR Peter WARD Lambretta GP200 2 2:48.36 DNF 64.15 1:20.46 2 67.11

Exclusions

63 G4 David BRISTOW Lambretta Replay 210 Fell Off And Remounted

Fastest Lap

1 G4 Darren CONNEELY Lambretta SX 200 1:14.04 2 72.93

Amended To Remove Rider 63

Start Time : 15:59

Darley Moor

19 May 18 16:59

Clerk of Course :

Time Issued :

Chief Timekeeper : Graham Marshall

THESE RESULTS ARE PROVISIONAL UNTIL THE CONCLUSION OF ANY JUDICIAL AND TECHNICAL MATTERS


HS Sports Timing and Results Systems - Results and Lap Times at www.hssports.co.uk

RACE GRID

ACU BRITISH SCOOTER STOCK CHAMPIONSHIP

RACES 10, 21 & 32

ROW 6			40 GILES 21		116 FAIRHEAD 20
ROW 5	11 TERRY 19	74 WEST 18	52 WOODS 17	101 PEACOCK 16	
ROW 4		98 TINGLE 15	81 LANCASTER 14	46 DELANEY 12	
ROW 3	47 TATTON 11	97 COOK 10	28 WRIGHT 9	6 MCKENZIE 8	
ROW 2		69 BONETT 7	41 DAY 6	150 WARD 5	
ROW 1	3 BAMBER 4	63 BRISTOW 3	16 GEYTON 2	1 CONNEELY 1	
					POLE





ACU BRITISH SCOOTER STOCK CHAMPIONSHIP

RESULT - RACE 10 - EVENT AP (Amended)

PI	No	Evt	Name	Machine	Laps	Time	MPH	Best Lap on	MPH
1	28	AP	Stephen WRIGHT	Gilera Runner PSN 180	8	10:55.70	65.88	1:20.31	6 67.24
2	52	AP	John WOODS	Scomadi TL200	7	10:06.74	62.30	1:24.10	7 64.21
3	98	AP	Zack TINGLE	Scomadi TZ200	7	10:08.08	62.16	1:24.30	7 64.06
4	101	AP	Gary PEACOCK	Scomadi 200	7	10:14.56	61.51	1:25.38	6 63.25
5	116	AP	Shaun FAIRHEAD	Scomadi TL200	7	10:19.41	61.03	1:25.85	2 62.90
6	40	AP	Lee GILES	Scomadi 200	7	10:48.22	58.31	1:30.46	6 59.69

Fastest Lap

28 AP Stephen WRIGHT Gilera Runner PSN 180 1:20.31 6 67.24

Amended To Remove Rider 63

Start Time : 15:59

Darley Moor

19 May 18 16:59

Clerk of Course :

Time Issued :

Chief Timekeeper : Graham Marshall

THESE RESULTS ARE PROVISIONAL UNTIL THE CONCLUSION OF ANY JUDICIAL AND TECHNICAL MATTERS

HS Sports Timing and Results Systems - Results and Lap Times at www.hssports.co.uk



ACU BRITISH SCOOTER STOCK CHAMPIONSHIP

RESULT - RACE 10 - EVENT G4 (Amended)

PI	No	Evt	Name	Machine	Laps	Time	MPH	Best Lap on	MPH
1	1	G4	Darren CONNEELY	Lambretta SX 200	8	10:04.96	71.41	1:14.04	2 72.93
2	16	G4	Chris GEYTON	Lambretta GP210	8	10:09.99	70.82	1:14.63	2 72.36
3	97	G4	Mark COOK	lambretta 205	8	11:17.75	63.74	1:22.31	2 65.61

Exclusions

63 G4 David BRISTOW Lambretta Replay 210 Fell Off And Remounted

Fastest Lap

1 G4 Darren CONNEELY Lambretta SX 200 1:14.04 2 72.93

Amended To Remove Rider 63

Start Time : 15:59

Darley Moor

19 May 18 16:59

Clerk of Course :

Time Issued :

Chief Timekeeper : Graham Marshall

THESE RESULTS ARE PROVISIONAL UNTIL THE CONCLUSION OF ANY JUDICIAL AND TECHNICAL MATTERS

HS Sports Timing and Results Systems - Results and Lap Times at www.hssports.co.uk



ACU BRITISH SCOOTER STOCK CHAMPIONSHIP

RESULT - RACE 10 - EVENT PR (Amended)

PI	No	Evt	Name	Machine	Laps	Time	MPH	Best Lap on	MPH
1	3	PR	Lee BAMBER	Lambretta GP200	8	10:48.59	66.61	1:18.42	6 68.86
2	6	PR	Stewart McKENZIE	Vespa 210	8	10:48.88	66.58	1:19.30	6 68.10
3	69	PR	Michael BONETT	Lambretta SX200	8	10:49.07	66.56	1:18.99	6 68.36
4	41	PR	Stuart DAY	Lambretta GP 200	8	10:49.54	66.51	1:19.14	6 68.23
5	47	PR	Graham TATTON	Lambretta SX200	8	11:03.28	65.13	1:21.28	7 66.44
6	81	PR	James LANCASTER	Lambretta DSC	8	11:32.31	62.40	1:24.21	2 64.13
7	46	PR	David DELANEY	Vespa 90SS 132	7	10:11.29	61.84	1:23.62	7 64.58
8	11	PR	Keith TERRY	Lambretta JB200	7	10:13.48	61.62	1:25.61	6 63.08
9	74	PR	Bob WEST	Lambretta SRP 200	7	10:14.05	61.56	1:25.55	2 63.12

Not-Classified

150	PR	Peter WARD	Lambretta GP200	2	2:48.36	DNF	64.15	1:20.46	2 67.11
-----	----	------------	-----------------	---	---------	-----	-------	---------	---------

Fastest Lap

3	PR	Lee BAMBER	Lambretta GP200				66.61	1:18.42	6 68.86
---	----	------------	-----------------	--	--	--	-------	---------	---------

Amended To Remove Rider 63

Start Time : 15:59

Darley Moor

19 May 18 16:59

Clerk of Course :

Time Issued :

Chief Timekeeper : Graham Marshall

THESE RESULTS ARE PROVISIONAL UNTIL THE CONCLUSION OF ANY JUDICIAL AND TECHNICAL MATTERS

HS Sports Timing and Results Systems - Results and Lap Times at www.hssports.co.uk

ACU BRITISH SCOOTER STOCK CHAMPIONSHIP

LAP TIMES - RACE 10

1	Darren CONNEELY									
Lap	1	2	3	4	5	6	7	8	9	10
1	1:14.80	1:14.04	1:14.71	1:14.89	1:14.31	1:15.26	1:14.52	1:16.36		
3	Lee BAMBER									
Lap	1	2	3	4	5	6	7	8	9	10
1	1:21.09	1:19.92	1:22.48	1:18.93	1:19.55	1:18.42	1:21.16	1:20.79		
6	Stewart McKENZIE									
Lap	1	2	3	4	5	6	7	8	9	10
1	1:20.50	1:19.95	1:21.41	1:20.20	1:20.26	1:19.30	1:19.58	1:21.14		
11	Keith TERRY									
Lap	1	2	3	4	5	6	7	8	9	10
1	1:27.94	1:26.61	1:27.76	1:26.21	1:26.42	1:25.61	1:25.69			
16	Chris GEYTON									
Lap	1	2	3	4	5	6	7	8	9	10
1	1:15.71	1:14.63	1:15.96	1:15.14	1:15.31	1:15.34	1:15.07	1:16.39		
28	Stephen WRIGHT									
Lap	1	2	3	4	5	6	7	8	9	10
1	1:22.64	1:21.55	1:21.27	1:21.13	1:20.74	1:20.31	1:20.49	1:20.90		
40	Lee GILES									
Lap	1	2	3	4	5	6	7	8	9	10
1	1:32.65	1:31.29	1:32.17	1:30.91	1:30.49	1:30.46	1:32.53			
41	Stuart DAY									
Lap	1	2	3	4	5	6	7	8	9	10
1	1:22.25	1:19.79	1:21.18	1:19.61	1:19.66	1:19.14	1:19.67	1:21.55		
46	David DELANEY									
Lap	1	2	3	4	5	6	7	8	9	10
1	1:33.76	1:24.87	1:24.86	1:24.75	1:26.70	1:25.11	1:23.62			
47	Graham TATTON									
Lap	1	2	3	4	5	6	7	8	9	10
1	1:25.03	1:21.90	1:21.93	1:21.69	1:21.42	1:21.63	1:21.28	1:21.41		
52	John WOODS									
Lap	1	2	3	4	5	6	7	8	9	10
1	1:28.90	1:26.11	1:26.12	1:24.85	1:25.03	1:24.32	1:24.10			
63	David BRISTOW									
Lap	1	2	3	4	5	6	7	8	9	10
1	1:16.66	1:14.31	1:15.11	1:15.17	1:15.31	1:15.50	1:15.49	2:02.03		
69	Michael BONETT									
Lap	1	2	3	4	5	6	7	8	9	10
1	1:20.75	1:19.99	1:20.19	1:20.82	1:20.65	1:18.99	1:19.85	1:21.22		

74	Bob WEST										
	Lap	1	2	3	4	5	6	7	8	9	10
	1	1:30.11	1:25.55	1:26.16	1:26.29	1:26.78	1:25.62	1:25.80			
81	James LANCASTER										
	Lap	1	2	3	4	5	6	7	8	9	10
	1	1:25.67	1:24.21	1:25.97	1:24.99	1:25.41	1:25.16	1:26.49	1:27.55		
97	Mark COOK										
	Lap	1	2	3	4	5	6	7	8	9	10
	1	1:28.02	1:22.31	1:23.18	1:22.49	1:23.43	1:24.09	1:23.19	1:24.04		
98	Zack TINGLE										
	Lap	1	2	3	4	5	6	7	8	9	10
	1	1:28.70	1:26.06	1:25.84	1:25.34	1:25.67	1:25.34	1:24.30			
101	Gary PEACOCK										
	Lap	1	2	3	4	5	6	7	8	9	10
	1	1:30.66	1:25.49	1:26.91	1:25.58	1:26.96	1:25.38	1:26.18			
116	Shaun FAIRHEAD										
	Lap	1	2	3	4	5	6	7	8	9	10
	1	1:29.43	1:25.85	1:27.71	1:26.90	1:26.88	1:26.67	1:28.43			
150	Peter WARD										
	Lap	1	2	3	4	5	6	7	8	9	10
	1	1:21.55	1:20.46								

Lap Chart

ACU BRITISH SCOOTER STOCK CHAMPIONSHIP - RACE 10

Lap 1		Lap 2		Lap 3		Lap 4		Lap 5		Lap 6		Lap 7		Lap 8		Lap 9		Lap 10	
No	Time	No	Time	No	Time	No	Time	No	Time	No	Time	No	Time	No	Time	No	Time	No	Time
1	1:20.87	1	2:34.91	1	3:49.62	1	5:04.51	1	6:18.82	1	7:34.08	1	8:48.60	1	10:04.96				
16	1:22.15	16	2:36.78	63	3:52.50	63	5:07.67	63	6:22.98	63	7:38.48	116	8:50.98 *1	52	10:06.74 *1				
63	1:23.08	63	2:37.39	16	3:52.74	16	5:07.88	16	6:23.19	16	7:38.53	16	8:53.60	98	10:08.08 *1				
6	1:27.04	6	2:46.99	69	4:07.54	69	5:28.36	3	6:48.22	40	7:45.23 *1	63	8:53.97	16	10:09.99				
3	1:27.34	3	2:47.26	6	4:08.40	6	5:28.60	6	6:48.86	3	8:06.64	40	9:15.69 *1	46	10:11.29 *1				
69	1:27.36	69	2:47.35	3	4:09.74	3	5:28.67	69	6:49.01	69	8:08.00	6	9:27.74	11	10:13.48 *1				
150	1:27.90	150	2:48.36	41	4:09.91	41	5:29.52	41	6:49.18	6	8:08.16	3	9:27.80	74	10:14.05 *1				
41	1:28.94	41	2:48.73	28	4:12.13	28	5:33.26	28	6:54.00	41	8:08.32	69	9:27.85	101	10:14.56 *1				
28	1:29.31	28	2:50.86	47	4:15.85	47	5:37.54	47	6:58.96	47	8:14.31	41	9:27.99	116	10:19.41 *1				
47	1:32.02	47	2:53.92	97	4:20.51	97	5:43.00	97	7:06.43	47	8:20.59	28	9:34.80	40	10:48.22 *1				
81	1:32.53	81	2:56.74	81	4:22.71	81	5:47.70	81	7:13.11	97	8:30.52	47	9:41.87	3	10:48.59				
97	1:35.02	97	2:57.33	98	4:27.43	98	5:52.77	52	7:18.32	81	8:38.27	97	9:53.71	6	10:48.88				
11	1:35.18	98	3:01.59	52	4:28.44	52	5:53.29	98	7:18.44	52	8:42.64	81	10:04.76	69	10:49.07				
98	1:35.53	11	3:01.79	11	4:29.55	11	5:55.76	11	7:22.18	98	8:43.78			41	10:49.54				
52	1:36.21	52	3:02.32	74	4:29.56	74	5:55.85	46	7:22.56	46	8:47.67			28	10:55.70				
116	1:36.97	116	3:02.82	101	4:30.46	46	5:55.86	74	7:22.63	11	8:47.79			63	10:56.00				
74	1:37.85	74	3:03.40	116	4:30.53	101	5:56.04	101	7:23.00	74	8:48.25			47	11:03.28				
101	1:38.06	101	3:03.55	46	4:31.11	116	5:57.43	116	7:24.31	101	8:48.38			97	11:17.75				
40	1:40.37	46	3:06.25	40	4:43.83	40	6:14.74							81	11:32.31				
46	1:41.38	40	3:11.66																

BRITISH HISTORIC RACING

EVENTS 4, 5, 14 & 23

RESULT - RACE 11

PI	No	Evt	Name	Machine	Laps	Time	Behind	MPH	Best Lap on	MPH
1	60	5	Richard HAWKINS	Ducati MK III 349	8	9:35.25		75.10	1:10.00	5 77.14
2	56	14	Matthew HEBB	Honda K4 350	8	9:42.01	6.76	74.23	1:11.23	3 75.81
3	34	14	James MORALEE	Honda K4 348	8	9:54.91	19.66	72.62	1:12.16	3 74.83
4	183	14	Stuart McNISH	Yamaha 350	8	10:01.08	25.83	71.87	1:12.24	2 74.75
5	74	5	Dave MATRAVERS	Seeley 7R 350	8	10:03.09	27.84	71.63	1:12.82	7 74.16
6	169	5	David TETLEY	Aermacchi Metisse	8	10:10.72	35.47	70.74	1:14.16	5 72.82
7	4	4	Ian HENSHAW	Royal Enfield Clipper	8	10:10.88	35.63	70.72	1:14.73	6 72.26
8	234	5	David LINSDELL	Ducati Sebring 348	8	10:24.92	49.67	69.13	1:15.73	4 71.31
9	84	5	Peter CARROLL	Aermacchi 350	8	10:26.94	51.69	68.91	1:14.90	7 72.10
10	33	23	Mike POWELL	BSA Bantam 125	8	10:43.11	1:07.86	67.17	1:16.52	2 70.57
11	243	14	Chris SMALLBONES	Honda K4 350	7	9:40.52	1 Lap	65.11	1:21.19	6 66.51
12	143	14	Stefan DILLEY	Honda CB 350	7	9:40.91	1 Lap	65.07	1:21.00	4 66.67
13	68	4	Keith RILEY	BSA B50	7	9:43.97	1 Lap	64.73	1:21.28	7 66.44
14	296	23	Ben MEASURES	Honda CGR 125	6	9:52.28	2 Laps	54.70	1:34.74	6 57.00

Not-Classified

196	14		Terence SANSOM	Honda K4 350	2	2:32.77	DNF	70.69	1:12.65	2 74.33
-----	----	--	----------------	--------------	---	---------	-----	-------	---------	---------

Fastest Lap

60	5		Richard HAWKINS	Ducati MK III 349					1:10.00	5 77.14
----	---	--	-----------------	-------------------	--	--	--	--	---------	---------

Start Time : 16:14

Darley Moor

19 May 18 16:30

Clerk of Course :

Time Issued :

Chief Timekeeper : Graham Marshall

THESE RESULTS ARE PROVISIONAL UNTIL THE CONCLUSION OF ANY JUDICIAL AND TECHNICAL MATTERS

HS Sports Timing and Results Systems - Results and Lap Times at www.hssports.co.uk

BRITISH HISTORIC RACING

RESULT - RACE 11 - EVENT 14

PI	No	Evt	Name	Machine	Laps	Time	MPH	Best Lap on	MPH
1	56	14	Matthew HEBB	Honda K4 350	8	9:42.01	74.23	1:11.23	3 75.81
2	34	14	James MORALEE	Honda K4 348	8	9:54.91	72.62	1:12.16	3 74.83
3	183	14	Stuart McNISH	Yamaha 350	8	10:01.08	71.87	1:12.24	2 74.75
4	243	14	Chris SMALLBONES	Honda K4 350	7	9:40.52	65.11	1:21.19	6 66.51
5	143	14	Stefan DILLEY	Honda CB 350	7	9:40.91	65.07	1:21.00	4 66.67

Not-Classified

196	14	Terence SANSOM	Honda K4 350	2	2:32.77	DNF	70.69	1:12.65	2 74.33
-----	----	----------------	--------------	---	---------	-----	-------	---------	---------

Fastest Lap

56	14	Matthew HEBB	Honda K4 350				74.23	1:11.23	3 75.81
----	----	--------------	--------------	--	--	--	-------	---------	---------

Start Time : 16:14

Darley Moor

19 May 18 16:31

Clerk of Course :

Time Issued :

Chief Timekeeper : Graham Marshall

THESE RESULTS ARE PROVISIONAL UNTIL THE CONCLUSION OF ANY JUDICIAL AND TECHNICAL MATTERS

HS Sports Timing and Results Systems - Results and Lap Times at www.hssports.co.uk

BRITISH HISTORIC RACING

RESULT - RACE 11 - EVENT 23

Pl	No	Evt	Name	Machine	Laps	Time	MPH	Best Lap on	MPH
1	33	23	Mike POWELL	BSA Bantam 125	8	10:43.11	67.17	1:16.52	2 70.57
2	296	23	Ben MEASURES	Honda CGR 125	6	9:52.28	54.70	1:34.74	6 57.00

Fastest Lap

33	23	Mike POWELL	BSA Bantam 125	1:16.52	2	70.57
----	----	-------------	----------------	---------	---	-------

Start Time : 16:14

Darley Moor

19 May 18 16:31

Clerk of Course :

Time Issued :

Chief Timekeeper : Graham Marshall

THESE RESULTS ARE PROVISIONAL UNTIL THE CONCLUSION OF ANY JUDICIAL AND TECHNICAL MATTERS

HS Sports Timing and Results Systems - Results and Lap Times at www.hssports.co.uk

BRITISH HISTORIC RACING

RESULT - RACE 11 - EVENT 4

Pl	No	Evt	Name	Machine	Laps	Time	MPH	Best Lap on	MPH
1	4	4	Ian HENSHAW	Royal Enfield Clipper	8	10:10.88	70.72	1:14.73	6 72.26
2	68	4	Keith RILEY	BSA B50	7	9:43.97	64.73	1:21.28	7 66.44

Fastest Lap

4	4	Ian HENSHAW	Royal Enfield Clipper	1:14.73	6	72.26
---	---	-------------	-----------------------	---------	---	-------

Start Time : 16:14

Darley Moor

19 May 18 16:31

Clerk of Course :

Time Issued :

Chief Timekeeper : Graham Marshall

THESE RESULTS ARE PROVISIONAL UNTIL THE CONCLUSION OF ANY JUDICIAL AND TECHNICAL MATTERS

HS Sports Timing and Results Systems - Results and Lap Times at www.hssports.co.uk

BRITISH HISTORIC RACING

RESULT - RACE 11 - EVENT 5

PI	No	Evt	Name	Machine	Laps	Time	MPH	Best Lap on	MPH
1	60	5	Richard HAWKINS	Ducati MK III 349	8	9:35.25	75.10	1:10.00	5 77.14
2	74	5	Dave MATRAVERS	Seeley 7R 350	8	10:03.09	71.63	1:12.82	7 74.16
3	169	5	David TETLEY	Aermacchi Metisse	8	10:10.72	70.74	1:14.16	5 72.82
4	234	5	David LINSDELL	Ducati Sebring 348	8	10:24.92	69.13	1:15.73	4 71.31
5	84	5	Peter CARROLL	Aermacchi 350	8	10:26.94	68.91	1:14.90	7 72.10

Fastest Lap

60	5	Richard HAWKINS	Ducati MK III 349	1:10.00	5	77.14
----	---	-----------------	-------------------	---------	---	-------

Start Time : 16:14

Darley Moor

19 May 18 16:31

Clerk of Course :

Time Issued :

Chief Timekeeper : Graham Marshall

THESE RESULTS ARE PROVISIONAL UNTIL THE CONCLUSION OF ANY JUDICIAL AND TECHNICAL MATTERS

HS Sports Timing and Results Systems - Results and Lap Times at www.hssports.co.uk

EVENTS 4, 5, 14 & 23

LAP TIMES - RACE 11

4	Ian HENSHAW									
Lap	1	2	3	4	5	6	7	8	9	10
1	1:18.49	1:15.07	1:15.19	1:14.94	1:15.12	1:14.73	1:14.97	1:15.32		
33	Mike POWELL									
Lap	1	2	3	4	5	6	7	8	9	10
1	1:18.67	1:16.52	1:16.52	1:18.34	1:17.88	1:21.56	1:22.21	1:23.08		
34	James MORALEE									
Lap	1	2	3	4	5	6	7	8	9	10
1	1:13.82	1:12.67	1:12.16	1:13.35	1:13.96	1:13.12	1:15.68	1:13.35		
56	Matthew HEBB									
Lap	1	2	3	4	5	6	7	8	9	10
1	1:13.71	1:11.69	1:11.23	1:11.58	1:11.78	1:12.26	1:11.87	1:11.29		
60	Richard HAWKINS									
Lap	1	2	3	4	5	6	7	8	9	10
1	1:12.52	1:10.61	1:10.29	1:11.21	1:10.00	1:10.35	1:11.01	1:12.88		
68	Keith RILEY									
Lap	1	2	3	4	5	6	7	8	9	10
1	1:22.73	1:22.65	1:22.25	1:22.08	1:22.87	1:21.73	1:21.28			
74	Dave MATRAVERS									
Lap	1	2	3	4	5	6	7	8	9	10
1	1:18.15	1:15.58	1:14.59	1:14.06	1:12.98	1:13.33	1:12.82	1:13.95		
84	Peter CARROLL									
Lap	1	2	3	4	5	6	7	8	9	10
1	1:23.68	1:18.19	1:16.91	1:15.38	1:15.19	1:15.81	1:14.90	1:17.32		
143	Stefan DILLEY									
Lap	1	2	3	4	5	6	7	8	9	10
1	1:24.31	1:21.24	1:21.41	1:21.00	1:21.15	1:21.16	1:21.34			
169	David TETLEY									
Lap	1	2	3	4	5	6	7	8	9	10
1	1:18.33	1:15.50	1:15.47	1:14.42	1:14.16	1:14.37	1:14.88	1:16.27		
183	Stuart McNISH									
Lap	1	2	3	4	5	6	7	8	9	10
1	1:14.95	1:12.24	1:13.79	1:13.66	1:15.34	1:14.20	1:14.69	1:14.63		
196	Terence SANSOM									
Lap	1	2	3	4	5	6	7	8	9	10
1	1:13.69	1:12.65								
234	David LINSDELL									
Lap	1	2	3	4	5	6	7	8	9	10
1	1:18.52	1:16.11	1:15.92	1:15.73	1:19.36	1:17.35	1:17.44	1:17.32		

243 Chris SMALLBONES

Lap	1	2	3	4	5	6	7	8	9	10
1	1:21.81	1:21.20	1:21.26	1:22.75	1:22.03	1:21.19	1:21.33			

296 Ben MEASURES

Lap	1	2	3	4	5	6	7	8	9	10
1	1:39.09	1:38.15	1:37.82	1:36.35	1:36.96	1:34.74				

Lap Chart

EVENTS 4, 5, 14 & 23 - RACE 11

Lap 1		Lap 2		Lap 3		Lap 4		Lap 5		Lap 6		Lap 7		Lap 8		Lap 9		Lap 10		
No	Time	No	Time	No	Time	No	Time	No	Time	No	Time	No	Time	No	Time	No	Time	No	Time	
60	1:18.90	60	2:29.51	60	3:39.80	60	4:51.01	60	6:01.01	60	7:11.36	60	8:22.37	60	9:35.25					
196	1:20.12	56	2:32.00	56	3:43.23	56	4:54.81	56	6:06.59	56	7:18.85	68	8:22.69 *1	243	9:40.52 *1					
56	1:20.31	196	2:32.77	34	3:45.45	34	4:58.80	34	6:12.76	34	7:25.88	56	8:30.72	143	9:40.91 *1					
34	1:20.62	34	2:33.29	183	3:48.56	183	5:02.22	183	6:17.56	183	7:31.76	34	8:41.56	56	9:42.01					
183	1:22.53	183	2:34.77	4	3:55.80	296	5:04.23 *1	74	6:22.99	74	7:36.32	183	8:46.45	68	9:43.97 *1					
4	1:25.54	4	2:40.61	74	3:55.95	74	5:10.01	169	6:25.20	169	7:39.57	74	8:49.14	296	9:52.28 *2					
169	1:25.65	169	2:41.15	169	3:56.62	4	5:10.74	4	6:25.86	4	7:40.59	169	8:54.45	34	9:54.91					
234	1:25.69	74	2:41.36	234	3:57.72	169	5:11.04	234	6:32.81	234	7:50.16	4	8:55.56	183	10:01.08					
74	1:25.78	234	2:41.80	33	4:00.04	234	5:13.45	33	6:36.26	84	7:54.72	234	9:07.60	74	10:03.09					
33	1:27.00	33	2:43.52	84	4:08.34	33	5:18.38	84	6:38.91	33	7:57.82	84	9:09.62	169	10:10.72					
243	1:30.76	84	2:51.43	243	4:13.22	84	5:23.72	296	6:40.58 *1	296	8:17.54 *1	33	9:20.03	4	10:10.88					
68	1:31.11	243	2:51.96	68	4:16.01	243	5:35.97	243	6:58.00	243	8:19.19			234	10:24.92					
84	1:33.24	68	2:53.76	143	4:16.26	143	5:37.26	143	6:58.41	143	8:19.57			84	10:26.94					
143	1:33.61	143	2:54.85					68	5:38.09	68	7:00.96			33	10:43.11					
296	1:48.26	296	3:26.41																	



EVENT 18 - SIDECAR RADIO CHAMPIONSHIP

RESULT - RACE 12

PI	No	Evt	Name	Machine	Laps	Time	Behind	MPH	Best Lap on	MPH
1	98	18	GAGG/ HASE	BMW K100	6	7:37.32		70.85	1:15.03	6 71.97
2	33	18	HEGARTY/ NEAVE	BMW K100	6	7:38.52	1.20	70.66	1:14.66	4 72.33
3	2	18	KEMP/ THOW	Moto Guzzi Le Mans	6	8:06.42	29.10	66.61	1:19.13	2 68.24
4	74	18	McCAIN / DUPLOCK	BMW K100	6	8:19.22	41.90	64.90	1:20.40	2 67.16
5	67	18	WARNER/ WARNER	BMW K100	6	8:20.79	43.47	64.70	1:21.08	5 66.60
6	96	18	WILKINS/ WILKINS	BMW K100	6	8:22.55	45.23	64.47	1:21.72	5 66.08
7	25	18	WHITAKER/ ALLEN	BMW K100	6	8:23.39	46.07	64.36	1:21.02	5 66.65
8	82	18	HIGGINSON/ MOFFAT	BMW K100	6	8:26.54	49.22	63.96	1:21.90	3 65.93
9	92	18	ROOME/ CLOWS	BMW K100	6	8:31.19	53.87	63.38	1:22.66	5 65.33
10	68	18	COCK/ ENGLISH	BMW K100	6	8:39.70	1:02.38	62.34	1:24.12	2 64.19
11	24	18	WHITE/ EDMED	BMW K100	6	8:44.78	1:07.46	61.74	1:24.29	6 64.06
12	12	18	WHITTAKER/ DAVENPORT	BSA Road Rocket	5	8:19.34	1 Lap	54.07	1:37.72	5 55.26

Not-Classified

13	18	LORRIMAN/ STEEL	BMW R100	6	8:31.96	NCF	63.29	1:22.10	2 65.77
----	----	-----------------	----------	---	---------	-----	-------	---------	---------

Fastest Lap

33	18	HEGARTY/ NEAVE	BMW K100					1:14.66	4 72.33
----	----	----------------	----------	--	--	--	--	---------	---------

6 Lap Result Declared Due To Red Flag Incident

Start Time : 16:30

Darley Moor

19 May 18 16:52

Clerk of Course :

Time Issued :

Chief Timekeeper : Graham Marshall

THESE RESULTS ARE PROVISIONAL UNTIL THE CONCLUSION OF ANY JUDICIAL AND TECHNICAL MATTERS

HS Sports Timing and Results Systems - Results and Lap Times at www.hssports.co.uk

EVENT 18 - SIDECAR RADIO CHAMPIONSHIP

LAP TIMES - RACE 12

2	KEMP/ THOW										
	Lap	1	2	3	4	5	6	7	8	9	10
	1	1:19.56	1:19.13	1:19.98	1:20.11	1:19.87	1:21.23				
12	WHITTAKER/ DAVENPORT										
	Lap	1	2	3	4	5	6	7	8	9	10
	1	1:35.64	1:38.96	1:39.21	1:38.93	1:37.72					
13	LORRIMAN/ STEEL										
	Lap	1	2	3	4	5	6	7	8	9	10
	1	1:28.77	1:22.10	1:22.89	1:23.71	1:22.89	1:23.80				
24	WHITE/ EDMED										
	Lap	1	2	3	4	5	6	7	8	9	10
	1	1:28.61	1:25.30	1:27.30	1:25.09	1:25.09	1:24.29				
25	WHITAKER/ ALLEN										
	Lap	1	2	3	4	5	6	7	8	9	10
	1	1:21.37	1:23.38	1:23.62	1:24.65	1:21.02	1:22.09				
33	HEGARTY/ NEAVE										
	Lap	1	2	3	4	5	6	7	8	9	10
	1	1:16.12	1:15.01	1:15.44	1:14.66	1:15.48	1:15.03				
67	WARNER/ WARNER										
	Lap	1	2	3	4	5	6	7	8	9	10
	1	1:21.05	1:22.91	1:23.61	1:23.45	1:21.08	1:21.61				
68	COCK/ ENGLISH										
	Lap	1	2	3	4	5	6	7	8	9	10
	1	1:27.12	1:24.12	1:24.63	1:24.75	1:24.79	1:25.53				
74	McCAIN / DUPLOCK										
	Lap	1	2	3	4	5	6	7	8	9	10
	1	1:24.35	1:20.40	1:23.09	1:22.39	1:20.56	1:20.71				
82	HIGGINSON/ MOFFAT										
	Lap	1	2	3	4	5	6	7	8	9	10
	1	1:24.58	1:22.64	1:21.90	1:23.57	1:23.38	1:23.01				
92	ROOME/ CLOWS										
	Lap	1	2	3	4	5	6	7	8	9	10
	1	1:26.30	1:22.69	1:23.96	1:23.57	1:22.66	1:24.04				
96	WILKINS/ WILKINS										
	Lap	1	2	3	4	5	6	7	8	9	10
	1	1:21.86	1:22.09	1:23.47	1:24.03	1:21.72	1:21.96				
98	GAGG/ HASE										
	Lap	1	2	3	4	5	6	7	8	9	10
	1	1:15.59	1:15.20	1:15.10	1:15.07	1:15.16	1:15.03				

Lap Chart

EVENT 18 - SIDECAR RADIO CHAMPIONSHIP - RACE 12

Lap 1		Lap 2		Lap 3		Lap 4		Lap 5		Lap 6		Lap 7		Lap 8		Lap 9		Lap 10	
No	Time	No	Time	No	Time	No	Time	No	Time	No	Time	No	Time	No	Time	No	Time	No	Time
98	1:21.76	98	2:36.96	98	3:52.06	98	5:07.13	98	6:22.29	98	7:37.32								
33	1:22.90	33	2:37.91	33	3:53.35	33	5:08.01	33	6:23.49	33	7:38.52								
2	1:26.10	2	2:45.23	2	4:05.21	2	5:25.32	12	6:41.62 *1	2	8:06.42								
67	1:28.13	67	2:51.04	67	4:14.65	74	5:37.95	2	6:45.19	74	8:19.22								
25	1:28.63	96	2:51.37	96	4:14.84	67	5:38.10	74	6:58.51	12	8:19.34 *1								
96	1:29.28	25	2:52.01	74	4:15.56	96	5:38.87	67	6:59.18	67	8:20.79								
82	1:32.04	74	2:52.47	25	4:15.63	82	5:40.15	96	7:00.59	96	8:22.55								
74	1:32.07	82	2:54.68	82	4:16.58	25	5:40.28	25	7:01.30	25	8:23.39								
92	1:34.27	92	2:56.96	92	4:20.92	92	5:44.49	82	7:03.53	82	8:26.54								
68	1:35.88	13	2:58.67	13	4:21.56	13	5:45.27	92	7:07.15	92	8:31.19								
13	1:36.57	68	3:00.00	68	4:24.63	68	5:49.38	13	7:08.16	13	8:31.96								
24	1:37.71	24	3:03.01	24	4:30.31	24	5:55.40	68	7:14.17	68	8:39.70								
12	1:44.52	12	3:23.48	12	5:02.69			24	7:20.49	24	8:44.78								



EVENT 13 - CLASSIC RACER MAGAZINE CHAMPIONSHIP

RESULT - RACE 13

Pl	No	Evt	Name	Machine	Laps	Time	Behind	MPH	Best Lap on	MPH
1	175	13	Patrick WELCH	Rob North Tident	8	9:33.33		75.35	1:09.49	2 77.71
2	138	13	Mike KEMP	Norton Atlas 745	8	9:51.64	18.31	73.02	1:11.99	4 75.01
3	257	13	Richard STUBBS	BMW R100 RS	8	10:09.56	36.23	70.87	1:14.53	4 72.45
4	264	13	Nic POWELL	Moto Guzzi 750 744	8	10:32.89	59.56	68.26	1:16.90	4 70.22
5	146	13	Colin WESTERN	Benelli 250 2C	8	10:32.92	59.59	68.26	1:16.48	5 70.61
6	71	13	Garry HIRONS	Norton Interpol 2	8	10:57.45	1:24.12	65.71	1:17.08	4 70.06
7	154	13	Dave FITZPATRICK	Laverda Montjuic 500	7	9:45.64	1 Lap	64.54	1:21.97	3 65.88
<u>Not-Classified</u>										
	155	13	Chris SALTINSTALL	Moto Guzzi Le Mans	5	6:04.80	DNF	74.01	1:10.98	5 76.08
	278	13	Ewan CAMERON	Manx Superior 1260	1	1:35.46	DNF	56.57		0 0.00
<u>Fastest Lap</u>										
	175	13	Patrick WELCH	Rob North Tident					1:09.49	2 77.71

Start Time : 16:48

Darley Moor

19 May 18 17:02

Clerk of Course :

Time Issued :

Chief Timekeeper : Graham Marshall

THESE RESULTS ARE PROVISIONAL UNTIL THE CONCLUSION OF ANY JUDICIAL AND TECHNICAL MATTERS

HS Sports Timing and Results Systems - Results and Lap Times at www.hssports.co.uk

EVENT 13 - CLASSIC RACER MAGAZINE CHAMPIONSHIP

LAP TIMES - RACE 13

71	Garry HIRONS										
	Lap	1	2	3	4	5	6	7	8	9	10
	1	1:14.13	1:19.07	1:21.01	1:17.08	1:18.61	1:29.53	1:23.19	1:28.81		

138	Mike KEMP										
	Lap	1	2	3	4	5	6	7	8	9	10
	1	1:15.51	1:13.28	1:12.20	1:11.99	1:12.49	1:13.07	1:13.11	1:12.77		

146	Colin WESTERN										
	Lap	1	2	3	4	5	6	7	8	9	10
	1	1:19.55	1:17.31	1:18.27	1:17.36	1:16.48	1:20.36	1:17.68	1:18.00		

154	Dave FITZPATRICK										
	Lap	1	2	3	4	5	6	7	8	9	10
	1	1:23.36	1:22.09	1:21.97	1:22.87	1:23.06	1:22.43	1:22.17			

155	Chris SALTINSTALL										
	Lap	1	2	3	4	5	6	7	8	9	10
	1	1:13.49	1:11.24	1:11.48	1:11.47	1:10.98					

175	Patrick WELCH										
	Lap	1	2	3	4	5	6	7	8	9	10
	1	1:10.97	1:09.49	1:09.97	1:10.26	1:11.19	1:11.22	1:12.22	1:12.11		

257	Richard STUBBS										
	Lap	1	2	3	4	5	6	7	8	9	10
	1	1:15.87	1:14.77	1:14.66	1:14.53	1:15.39	1:16.13	1:15.63	1:16.08		

264	Nic POWELL										
	Lap	1	2	3	4	5	6	7	8	9	10
	1	1:19.24	1:18.76	1:17.72	1:16.90	1:17.35	1:19.16	1:18.79	1:18.19		

278	Ewan CAMERON										
	Lap	1	2	3	4	5	6	7	8	9	10
	1	1:27.14									

Lap Chart

EVENT 13 - CLASSIC RACER MAGAZINE CHAMPIONSHIP - RACE 13

Lap 1		Lap 2		Lap 3		Lap 4		Lap 5		Lap 6		Lap 7		Lap 8		Lap 9		Lap 10	
No	Time	No	Time	No	Time	No	Time	No	Time	No	Time	No	Time	No	Time	No	Time	No	Time
175	1:16.87	175	2:26.36	175	3:36.33	175	4:46.59	175	5:57.78	175	7:09.00	175	8:21.22	175	9:33.33				
155	1:19.63	155	2:30.87	155	3:42.35	155	4:53.82	155	6:04.80	138	7:25.76	154	8:23.47 *1	154	9:45.64 *1				
71	1:20.15	138	2:36.01	138	3:48.21	138	5:00.20	138	6:12.69	257	7:37.85	138	8:38.87	138	9:51.64				
257	1:22.37	257	2:37.14	257	3:51.80	257	5:06.33	257	6:21.72	264	7:55.91	257	8:53.48	257	10:09.56				
138	1:22.73	71	2:39.22	71	4:00.23	71	5:17.31	71	6:35.92	146	7:57.24	264	9:14.70	264	10:32.89				
264	1:26.02	146	2:44.77	264	4:02.50	264	5:19.40	264	6:36.75	71	8:05.45	146	9:14.92	146	10:32.92				
146	1:27.46	264	2:44.78	146	4:03.04	146	5:20.40	146	6:36.88			71	9:28.64	71	10:57.45				
154	1:31.05	154	2:53.14	154	4:15.11	154	5:37.98	154	7:01.04										
278	1:35.46																		

BRITISH HISTORIC RACING

EVENTS 2, 11 & 12

RESULT - RACE 14

PI	No	Evt	Name	Machine	Laps	Time	Behind	MPH	Best Lap on	MPH
1	60	12	Richard HAWKINS	Ducati MK III 349	8	9:41.85		74.25	1:10.53	3 76.56
2	169	12	David TETLEY	Ducati Desmo 349	8	9:59.44	17.59	72.07	1:12.56	3 74.42
3	100	12	Andy HUNT	Ducati Steelcraft 250	8	10:07.78	25.93	71.08	1:14.39	8 72.59
4	81	12	Michael FOX	Ducati MK III 349	8	10:08.30	26.45	71.02	1:14.08	2 72.89
5	36	11	Ian SCUTT	BSA Bantam 125	8	10:24.99	43.14	69.12	1:15.65	2 71.38
6	234	12	David LINSDELL	Ducati Sebring 348	8	10:25.27	43.42	69.09	1:15.67	8 71.36
7	33	11	Mike POWELL	BSA Bantam 125	8	10:25.37	43.52	69.08	1:15.94	3 71.11
8	248	12	Andrew PIGGOTT	Ducati Saxon 340	8	10:43.96	1:02.11	67.08	1:17.61	3 69.58
9	233	11	Tom SNOW	BSA Bantam 175	8	10:54.42	1:12.57	66.01	1:19.59	6 67.85
10	52	11	Robbie BROWN	BSA Bantam 183	7	10:00.56	1 Lap	62.94	1:23.92	4 64.35
11	173	11	Michael POTTER	BSA Bantam 125	7	10:02.64	1 Lap	62.72	1:23.09	2 64.99
12	259	12	Richard BOOL	Ducati MK I 250	7	10:06.04	1 Lap	62.37	1:23.85	5 64.40
13	256	11	Nick BRAMLEY	BSA Bantam Superstock	7	10:12.19	1 Lap	61.75	1:25.46	6 63.19
14	150	11	Robert DUESBURY	BSA Bantam SS 175	7	10:15.18	1 Lap	61.45	1:25.21	5 63.37
15	73	11	Andrew MOULDEN	BSA Bantam 175	7	10:28.38	1 Lap	60.15	1:27.29	3 61.86
16	297	2	Samuel PAGE	Velocette Mov 250	7	10:40.92	1 Lap	58.98	1:28.60	3 60.95
17	223	11	Andrew FRASER	BSA Bantam 125	7	10:41.23	1 Lap	58.95	1:28.59	7 60.95
18	66	11	Matthew MOULDEN	BSA Bantam 125	7	10:43.06	1 Lap	58.78	1:27.78	3 61.52
<u>Not-Classified</u>										
	220	2	Peter GREIG	Lucas Rudge 250	5	8:46.71	DNF	51.26	1:42.39	3 52.74
	210	11	Adam PLANE	BSA Bantam 186	5	9:51.02	NCF	45.68	1:54.57	4 47.13
	24	11	Joao QUINTANEIRO	BSA 175	2	3:06.67	DNF	57.86	1:28.54	2 60.99
	17	12	Tony DAVIES	Ducati 450	1	1:21.85	DNF	65.97		0 0.00

Fastest Lap

60 12 Richard HAWKINS Ducati MK III 349 1:10.53 3 76.56

Start Time : 17:03

Darley Moor

19 May 18 17:19

Clerk of Course :

Time Issued :

Chief Timekeeper : Graham Marshall

THESE RESULTS ARE PROVISIONAL UNTIL THE CONCLUSION OF ANY JUDICIAL AND TECHNICAL MATTERS

HS Sports Timing and Results Systems - Results and Lap Times at www.hssports.co.uk



RESULT - RACE 14 - EVENT 11

PI	No	Evt	Name	Machine	Laps	Time	MPH	Best Lap on	MPH
1	36	11	Ian SCUTT	BSA Bantam 125	8	10:24.99	69.12	1:15.65	2 71.38
2	33	11	Mike POWELL	BSA Bantam 125	8	10:25.37	69.08	1:15.94	3 71.11
3	233	11	Tom SNOW	BSA Bantam 175	8	10:54.42	66.01	1:19.59	6 67.85
4	52	11	Robbie BROWN	BSA Bantam 183	7	10:00.56	62.94	1:23.92	4 64.35
5	173	11	Michael POTTER	BSA Bantam 125	7	10:02.64	62.72	1:23.09	2 64.99
6	256	11	Nick BRAMLEY	BSA Bantam Superstock	7	10:12.19	61.75	1:25.46	6 63.19
7	150	11	Robert DUESBURY	BSA Bantam SS 175	7	10:15.18	61.45	1:25.21	5 63.37
8	73	11	Andrew MOULDEN	BSA Bantam 175	7	10:28.38	60.15	1:27.29	3 61.86
9	223	11	Andrew FRASER	BSA Bantam 125	7	10:41.23	58.95	1:28.59	7 60.95
10	66	11	Matthew MOULDEN	BSA Bantam 125	7	10:43.06	58.78	1:27.78	3 61.52

Not-Classified

210	11	Adam PLANE	BSA Bantam 186	5	9:51.02	NCF	45.68	1:54.57	4 47.13
24	11	Joao QUINTANEIRO	BSA 175	2	3:06.67	DNF	57.86	1:28.54	2 60.99

Fastest Lap

36	11	Ian SCUTT	BSA Bantam 125				69.12	1:15.65	2 71.38
----	----	-----------	----------------	--	--	--	-------	---------	---------

Start Time : 17:03

Darley Moor

19 May 18 17:19

Clerk of Course :

Time Issued :

Chief Timekeeper : Graham Marshall

THESE RESULTS ARE PROVISIONAL UNTIL THE CONCLUSION OF ANY JUDICIAL AND TECHNICAL MATTERS

HS Sports Timing and Results Systems - Results and Lap Times at www.hssports.co.uk

BRITISH HISTORIC RACING

RESULT - RACE 14 - EVENT 12

PI	No	Evt	Name	Machine	Laps	Time	MPH	Best Lap on	MPH
1	60	12	Richard HAWKINS	Ducati MK III 349	8	9:41.85	74.25	1:10.53	3 76.56
2	169	12	David TETLEY	Ducati Desmo 349	8	9:59.44	72.07	1:12.56	3 74.42
3	100	12	Andy HUNT	Ducati Steelcraft 250	8	10:07.78	71.08	1:14.39	8 72.59
4	81	12	Michael FOX	Ducati MK III 349	8	10:08.30	71.02	1:14.08	2 72.89
5	234	12	David LINSDELL	Ducati Sebring 348	8	10:25.27	69.09	1:15.67	8 71.36
6	248	12	Andrew PIGGOTT	Ducati Saxon 340	8	10:43.96	67.08	1:17.61	3 69.58
7	259	12	Richard BOOL	Ducati MK I 250	7	10:06.04	62.37	1:23.85	5 64.40

Not-Classified

17	12	Tony DAVIES	Ducati 450	1	1:21.85	DNF	65.97	0	0.00
----	----	-------------	------------	---	---------	-----	-------	---	------

Fastest Lap

60	12	Richard HAWKINS	Ducati MK III 349				1:10.53	3	76.56
----	----	-----------------	-------------------	--	--	--	---------	---	-------

Start Time : 17:03

Darley Moor

19 May 18 17:19

Clerk of Course :

Time Issued :

Chief Timekeeper : Graham Marshall

THESE RESULTS ARE PROVISIONAL UNTIL THE CONCLUSION OF ANY JUDICIAL AND TECHNICAL MATTERS

HS Sports Timing and Results Systems - Results and Lap Times at www.hssports.co.uk

BRITISH HISTORIC RACING

RESULT - RACE 14 - EVENT 2

Pl	No	Evt	Name	Machine	Laps	Time	MPH	Best Lap on	MPH
1	297	2	Samuel PAGE	Velocette Mov 250	7	10:40.92	58.98	1:28.60	3 60.95

Not-Classified

220	2	Peter GREIG	Lucas Rudge 250	5	8:46.71	DNF	51.26	1:42.39	3 52.74
-----	---	-------------	-----------------	---	---------	-----	-------	---------	---------

Fastest Lap

297	2	Samuel PAGE	Velocette Mov 250				1:28.60	3	60.95
-----	---	-------------	-------------------	--	--	--	---------	---	-------

Start Time : 17:03

Darley Moor

19 May 18 17:19

Clerk of Course :

Time Issued :

Chief Timekeeper : Graham Marshall

THESE RESULTS ARE PROVISIONAL UNTIL THE CONCLUSION OF ANY JUDICIAL AND TECHNICAL MATTERS

HS Sports Timing and Results Systems - Results and Lap Times at www.hssports.co.uk

EVENTS 2, 11 & 12

LAP TIMES - RACE 14

17 Tony DAVIES

Lap	1	2	3	4	5	6	7	8	9	10
1	1:14.38									

24 Joao QUINTANEIRO

Lap	1	2	3	4	5	6	7	8	9	10
1	1:28.51	1:28.54								

33 Mike POWELL

Lap	1	2	3	4	5	6	7	8	9	10
1	1:18.35	1:16.47	1:15.94	1:19.30	1:17.64	1:16.33	1:16.58	1:16.52		

36 Ian SCUTT

Lap	1	2	3	4	5	6	7	8	9	10
1	1:17.78	1:15.65	1:16.51	1:20.42	1:16.88	1:17.47	1:16.06	1:16.51		

52 Robbie BROWN

Lap	1	2	3	4	5	6	7	8	9	10
1	1:25.19	1:24.05	1:24.06	1:23.92	1:24.20	1:25.64	1:24.42			

60 Richard HAWKINS

Lap	1	2	3	4	5	6	7	8	9	10
1	1:11.38	1:10.75	1:10.53	1:12.19	1:11.79	1:14.65	1:13.50	1:10.64		

66 Matthew MOULDEN

Lap	1	2	3	4	5	6	7	8	9	10
1	1:32.69	1:34.88	1:27.78	1:30.56	1:28.57	1:29.40	1:28.96			

73 Andrew MOULDEN

Lap	1	2	3	4	5	6	7	8	9	10
1	1:30.49	1:27.61	1:27.29	1:28.03	1:29.18	1:28.16	1:28.37			

81 Michael FOX

Lap	1	2	3	4	5	6	7	8	9	10
1	1:15.86	1:14.08	1:14.49	1:15.92	1:14.72	1:16.07	1:15.57	1:14.62		

100 Andy HUNT

Lap	1	2	3	4	5	6	7	8	9	10
1	1:15.60	1:14.70	1:14.95	1:15.25	1:14.99	1:15.41	1:15.83	1:14.39		

150 Robert DUESBURY

Lap	1	2	3	4	5	6	7	8	9	10
1	1:27.58	1:26.41	1:26.57	1:26.53	1:25.21	1:26.35	1:27.99			

169 David TETLEY

Lap	1	2	3	4	5	6	7	8	9	10
1	1:14.21	1:14.22	1:12.56	1:14.37	1:13.21	1:14.32	1:12.72	1:17.26		

173 Michael POTTER

Lap	1	2	3	4	5	6	7	8	9	10
1	1:27.30	1:23.09	1:23.37	1:24.30	1:23.59	1:25.19	1:25.84			

210	Adam PLANE									
Lap	1	2	3	4	5	6	7	8	9	10
1	1:59.36	1:56.43	1:55.10	1:54.57	1:54.94					
220	Peter GREIG									
Lap	1	2	3	4	5	6	7	8	9	10
1	1:42.70	1:43.02	1:42.39	1:43.80	1:44.31					
223	Andrew FRASER									
Lap	1	2	3	4	5	6	7	8	9	10
1	1:31.45	1:29.31	1:30.17	1:30.24	1:32.27	1:28.68	1:28.59			
233	Tom SNOW									
Lap	1	2	3	4	5	6	7	8	9	10
1	1:23.46	1:20.13	1:20.26	1:20.78	1:20.33	1:19.59	1:20.24	1:21.14		
234	David LINSDELL									
Lap	1	2	3	4	5	6	7	8	9	10
1	1:17.20	1:16.48	1:17.13	1:20.61	1:17.56	1:16.46	1:17.00	1:15.67		
248	Andrew PIGGOTT									
Lap	1	2	3	4	5	6	7	8	9	10
1	1:18.43	1:17.86	1:17.61	1:19.31	1:20.02	1:19.82	1:22.50	1:20.99		
256	Nick BRAMLEY									
Lap	1	2	3	4	5	6	7	8	9	10
1	1:28.08	1:26.24	1:26.38	1:25.82	1:25.85	1:25.46	1:25.77			
259	Richard BOOL									
Lap	1	2	3	4	5	6	7	8	9	10
1	1:26.13	1:25.67	1:25.83	1:24.53	1:23.85	1:25.96	1:25.83			
297	Samuel PAGE									
Lap	1	2	3	4	5	6	7	8	9	10
1	1:32.79	1:29.70	1:28.60	1:30.45	1:31.40	1:29.53	1:29.01			

Lap Chart

EVENTS 2, 11 & 12 - RACE 14

Lap 1		Lap 2		Lap 3		Lap 4		Lap 5		Lap 6		Lap 7		Lap 8		Lap 9		Lap 10	
No	Time	No	Time	No	Time	No	Time	No	Time	No	Time	No	Time	No	Time	No	Time	No	Time
60	1:17.80	60	2:28.55	60	3:39.08	60	4:51.27	60	6:03.06	60	7:17.71	60	8:31.21	60	9:41.85				
169	1:20.78	169	2:35.00	169	3:47.56	169	5:01.93	297	6:10.98 *1	150	7:20.84 *1	52	8:36.14 *1	210	9:51.02 *3				
17	1:21.85	81	2:36.91	81	3:51.40	100	5:07.16	223	6:11.69 *1	256	7:20.96 *1	173	8:36.80 *1	169	9:59.44				
100	1:22.26	100	2:36.96	100	3:51.91	81	5:07.32	169	6:15.14	169	7:29.46	259	8:40.21 *1	52	10:00.56 *1				
81	1:22.83	234	2:40.84	36	3:57.65	36	5:18.07	66	6:16.13 *1	73	7:31.85 *1	169	8:42.18	173	10:02.64 *1				
234	1:24.36	36	2:41.14	234	3:57.97	33	5:18.30	81	6:22.04	100	7:37.56	256	8:46.42 *1	259	10:06.04 *1				
36	1:25.49	33	2:43.06	33	3:59.00	234	5:18.58	100	6:22.15	81	7:38.11	220	8:46.71 *2	100	10:07.78				
248	1:25.85	248	2:43.71	248	4:01.32	220	5:18.60 *1	36	6:34.95	297	7:42.38 *1	150	8:47.19 *1	81	10:08.30				
33	1:26.59	233	2:52.08	210	4:06.41 *1	248	5:20.63	33	6:35.94	223	7:43.96 *1	100	8:53.39	256	10:12.19 *1				
233	1:31.95	52	2:58.32	233	4:12.34	233	5:33.12	234	6:36.14	66	7:44.70 *1	81	8:53.68	150	10:15.18 *1				
52	1:34.27	259	3:00.04	52	4:22.38	52	5:46.30	248	6:40.65	33	7:52.27	73	9:00.01 *1	36	10:24.99				
259	1:34.37	173	3:00.35	173	4:23.72	173	5:48.02	233	6:53.45	36	7:52.42	36	9:08.48	234	10:25.27				
150	1:36.12	150	3:02.53	259	4:25.87	259	5:50.40	220	7:02.40 *1	234	7:52.60	33	9:08.85	33	10:25.37				
256	1:36.67	256	3:02.91	150	4:29.10	256	5:55.11	52	7:10.50	210	7:56.08 *2	234	9:09.60	73	10:28.38 *1				
173	1:37.26	24	3:06.67	256	4:29.29	150	5:55.63	173	7:11.61	248	8:00.47	297	9:11.91 *1	297	10:40.92 *1				
24	1:38.13	73	3:07.35	73	4:34.64	210	6:01.51 *1	259	7:14.25	233	8:13.04	223	9:12.64 *1	223	10:41.23 *1				
73	1:39.74	223	3:11.28	297	4:40.53	73	6:02.67					66	9:14.10 *1	66	10:43.06 *1				
223	1:41.97	297	3:11.93	223	4:41.45							248	9:22.97	248	10:43.96				
297	1:42.23	66	3:17.79	66	4:45.57							233	9:33.28	233	10:54.42				
66	1:42.91	220	3:36.21																
220	1:53.19																		
210	2:09.98																		



ACU BRITISH SUPER SCOOTER CHAMPIONSHIP

RESULT - RACE 15

PI	No	Evt	Name	Machine	Laps	Time	Behind	MPH	Best Lap on	MPH
1	1	Op	Darren CONNEELY	Lambretta GP 265	8	9:37.23		74.84	1:10.84	3 76.23
2	5	6a	Warren WILKINSON	Gilera Runner 179	8	9:43.04	5.81	74.09	1:11.16	5 75.89
3	41	6	Stuart DAY	Lambretta GP 230	8	10:01.70	24.47	71.80	1:12.18	4 74.81
4	3	6a	Lee BAMBER	Gilera Runner 172	8	10:11.36	34.13	70.66	1:10.24	3 76.88
5	9	6	Taylor STURGESS	Lambretta SX 225	8	10:15.13	37.90	70.23	1:14.41	8 72.57
6	52	6a	John WOODS	Gilera Runner 179	8	10:25.05	47.82	69.11	1:16.06	6 71.00
7	16	6	Chris GEYTON	Lambretta GP200	8	10:25.06	47.83	69.11	1:15.66	4 71.37
8	97	6	Mark COOK	Lambretta 240	7	9:39.48	1 Lap	65.23	1:20.18	6 67.35
9	81	6	James LANCASTER	Lambretta Franspeed	7	10:04.28	1 Lap	62.55	1:24.46	7 63.94
10	42	6	Cereth HOGNETS	Vespa 90SS 132	6	9:39.51	2 Laps	55.91	1:31.32	5 59.13

Not-Classified

69	6		Michael BONETT	Lambretta JB Tuning Ca	6	7:23.90	DNF	72.99	1:12.18	2 74.81
101	6a		Gary PEACOCK	Scomadi 172	6	7:40.72	DNF	70.32	1:14.87	2 72.13
67	6		Danny LODER	Vespa Hornet 144	5	7:36.88	DNF	59.10	1:27.26	5 61.88
63	6		David BRISTOW	Piaggio Hornet Zip	0		Starter			

Fastest Lap

3	6a		Lee BAMBER	Gilera Runner 172					1:10.24	3 76.88
---	----	--	------------	-------------------	--	--	--	--	---------	---------

Start Time : 17:18

Darley Moor

19 May 18 17:30

Clerk of Course :

Time Issued :

Chief Timekeeper : Graham Marshall

THESE RESULTS ARE PROVISIONAL UNTIL THE CONCLUSION OF ANY JUDICIAL AND TECHNICAL MATTERS


HS Sports Timing and Results Systems - Results and Lap Times at www.hssports.co.uk

RACE GRID

ACU BRITISH SUPER SCOOTER CHAMPIONSHIP

RACES 15, 26 & 37

ROW 6		22		21		20	
ROW 5	19	42 HOGNETS 18	39 TURNER 17	67 LODER 16			
ROW 4		81 LANCASTER 15	97 COOK 14	6 MCKENZIE 12			
ROW 3	52 WOODS 11	28 WRIGHT 10	16 GEYTON 9	9 STURGESS 8			
ROW 2		101 PEACOCK 7	63 BRISTOW 6	41 DAY 5			
ROW 1	69 BONETT 4	5 WILKINSON 3	1 CONNEELY 2	3 BAMBER 1			
							POLE





ACU BRITISH SUPER SCOOTER CHAMPIONSHIP

RESULT - RACE 15 - EVENT 6

PI	No	Evt	Name	Machine	Laps	Time	MPH	Best Lap on	MPH
1	41	6	Stuart DAY	Lambretta GP 230	8	10:01.70	71.80	1:12.18	4 74.81
2	9	6	Taylor STURGESS	Lambretta SX 225	8	10:15.13	70.23	1:14.41	8 72.57
3	16	6	Chris GEYTON	Lambretta GP200	8	10:25.06	69.11	1:15.66	4 71.37
4	97	6	Mark COOK	Lambretta 240	7	9:39.48	65.23	1:20.18	6 67.35
5	81	6	James LANCASTER	Lambretta Franspeed	7	10:04.28	62.55	1:24.46	7 63.94
6	42	6	Cereth HOGNETS	Vespa 90SS 132	6	9:39.51	55.91	1:31.32	5 59.13

Not-Classified

69	6	Michael BONETT	Lambretta JB Tuning Ca	6	7:23.90	DNF	72.99	1:12.18	2 74.81
67	6	Danny LODER	Vespa Hornet 144	5	7:36.88	DNF	59.10	1:27.26	5 61.88
63	6	David BRISTOW	Piaggio Hornet Zip	0		Starter			

Fastest Lap

41	6	Stuart DAY	Lambretta GP 230				1:12.18	4	74.81
69	6	Michael BONETT	Lambretta JB Tuning Ca				1:12.18	2	74.81

Start Time : 17:18

Darley Moor

19 May 18 17:30

Clerk of Course :

Time Issued :

Chief Timekeeper : Graham Marshall

THESE RESULTS ARE PROVISIONAL UNTIL THE CONCLUSION OF ANY JUDICIAL AND TECHNICAL MATTERS

HS Sports Timing and Results Systems - Results and Lap Times at www.hssports.co.uk



ACU BRITISH SUPER SCOOTER CHAMPIONSHIP

RESULT - RACE 15 - EVENT 6a

PI	No	Evt	Name	Machine	Laps	Time	MPH	Best Lap on	MPH
1	5	6a	Warren WILKINSON	Gilera Runner 179	8	9:43.04	74.09	1:11.16	5 75.89
2	3	6a	Lee BAMBER	Gilera Runner 172	8	10:11.36	70.66	1:10.24	3 76.88
3	52	6a	John WOODS	Gilera Runner 179	8	10:25.05	69.11	1:16.06	6 71.00

Not-Classified

101	6a	Gary PEACOCK	Scomadi 172	6	7:40.72	DNF	70.32	1:14.87	2 72.13
-----	----	--------------	-------------	---	---------	-----	-------	---------	---------

Fastest Lap

3	6a	Lee BAMBER	Gilera Runner 172				1:10.24	3 76.88
---	----	------------	-------------------	--	--	--	---------	---------

Start Time : 17:18

Darley Moor

19 May 18 17:30

Clerk of Course :

Time Issued :

Chief Timekeeper : Graham Marshall

THESE RESULTS ARE PROVISIONAL UNTIL THE CONCLUSION OF ANY JUDICIAL AND TECHNICAL MATTERS

HS Sports Timing and Results Systems - Results and Lap Times at www.hssports.co.uk



ACU BRITISH SUPER SCOOTER CHAMPIONSHIP

RESULT - RACE 15 - EVENT Op

Pl	No	Evt	Name	Machine	Laps	Time	MPH	Best Lap on	MPH
1	1	Op	Darren CONNEELY	Lambretta GP 265	8	9:37.23	74.84	1:10.84	3 76.23

Fastest Lap

1	Op	Darren CONNEELY	Lambretta GP 265	1:10.84	3	76.23
---	----	-----------------	------------------	---------	---	-------

Start Time : 17:18

Darley Moor

19 May 18 17:30

Clerk of Course :

Time Issued :

Chief Timekeeper : Graham Marshall

THESE RESULTS ARE PROVISIONAL UNTIL THE CONCLUSION OF ANY JUDICIAL AND TECHNICAL MATTERS

HS Sports Timing and Results Systems - Results and Lap Times at www.hssports.co.uk

ACU BRITISH SUPER SCOOTER CHAMPIONSHIP

LAP TIMES - RACE 15

1	Darren CONNEELY									
Lap	1	2	3	4	5	6	7	8	9	10
1	1:11.29	1:11.25	1:10.84	1:11.62	1:11.80	1:11.03	1:11.14	1:11.94		
3	Lee BAMBER									
Lap	1	2	3	4	5	6	7	8	9	10
1	1:12.34	1:11.46	1:10.24	1:11.30	1:11.56	1:20.91	1:21.66	1:25.66		
5	Warren WILKINSON									
Lap	1	2	3	4	5	6	7	8	9	10
1	1:13.49	1:11.44	1:11.34	1:13.88	1:11.16	1:12.05	1:11.38	1:12.03		
9	Taylor STURGESS									
Lap	1	2	3	4	5	6	7	8	9	10
1	1:18.22	1:16.48	1:17.12	1:14.90	1:15.00	1:14.43	1:17.36	1:14.41		
16	Chris GEYTON									
Lap	1	2	3	4	5	6	7	8	9	10
1	1:18.79	1:17.05	1:17.13	1:15.66	1:16.39	1:16.25	1:18.66	1:17.86		
41	Stuart DAY									
Lap	1	2	3	4	5	6	7	8	9	10
1	1:15.19	1:12.95	1:12.33	1:12.18	1:13.08	1:12.44	1:15.50	1:21.38		
42	Cereth HOGNETS									
Lap	1	2	3	4	5	6	7	8	9	10
1	1:35.95	1:31.36	1:47.83	1:32.09	1:31.32	1:32.27				
52	John WOODS									
Lap	1	2	3	4	5	6	7	8	9	10
1	1:19.59	1:17.56	1:16.86	1:16.37	1:16.50	1:16.06	1:18.13	1:17.06		
67	Danny LODER									
Lap	1	2	3	4	5	6	7	8	9	10
1	1:33.80	1:27.31	1:31.52	1:27.82	1:27.26					
69	Michael BONETT									
Lap	1	2	3	4	5	6	7	8	9	10
1	1:14.13	1:12.18	1:13.27	1:12.64	1:12.30	1:12.90				
81	James LANCASTER									
Lap	1	2	3	4	5	6	7	8	9	10
1	1:25.53	1:24.47	1:24.83	1:25.52	1:25.59	1:25.90	1:24.46			
97	Mark COOK									
Lap	1	2	3	4	5	6	7	8	9	10
1	1:23.92	1:21.12	1:21.88	1:21.47	1:21.55	1:20.18	1:21.59			
101	Gary PEACOCK									
Lap	1	2	3	4	5	6	7	8	9	10
1	1:15.06	1:14.87	1:15.46	1:16.11	1:15.99	1:16.87				

Lap Chart

ACU BRITISH SUPER SCOOTER CHAMPIONSHIP - RACE 15

Lap 1		Lap 2		Lap 3		Lap 4		Lap 5		Lap 6		Lap 7		Lap 8		Lap 9		Lap 10		
No	Time	No	Time	No	Time	No	Time	No	Time	No	Time	No	Time	No	Time	No	Time	No	Time	
1	1:17.61	1	2:28.86	1	3:39.70	1	4:51.32	1	6:03.12	1	7:14.15	1	8:25.29	1	9:37.23					
3	1:18.57	3	2:30.03	3	3:40.27	3	4:51.57	3	6:03.13	5	7:19.63	5	8:31.01	97	9:39.48 *1					
5	1:19.76	5	2:31.20	5	3:42.54	5	4:56.42	5	6:07.58	69	7:23.90	81	8:39.82 *1	42	9:39.51 *2					
69	1:20.61	69	2:32.79	69	3:46.06	69	4:58.70	67	6:09.62 *1	3	7:24.04	41	8:40.32	5	9:43.04					
101	1:21.42	41	2:34.79	41	3:47.12	41	4:59.30	69	6:11.00	41	7:24.82	3	8:45.70	41	10:01.70					
41	1:21.84	101	2:36.29	101	3:51.75	42	5:03.83 *1	41	6:12.38	67	7:36.88 *1	9	9:00.72	81	10:04.28 *1					
9	1:25.43	9	2:41.91	9	3:59.03	101	5:07.86	101	6:23.85	101	7:40.72	16	9:07.20	3	10:11.36					
16	1:26.06	16	2:43.11	16	4:00.24	9	5:13.93	9	6:28.93	9	7:43.36	52	9:07.99	9	10:15.13					
52	1:26.51	52	2:44.07	52	4:00.93	16	5:15.90	16	6:32.29	16	7:48.54			52	10:25.05					
97	1:31.69	97	2:52.81	97	4:14.69	52	5:17.30	52	6:33.80	52	7:49.86			16	10:25.06					
81	1:33.51	81	2:57.98	81	4:22.81	97	5:36.16	42	6:35.92 *1	42	8:07.24 *1									
67	1:42.97	67	3:10.28	67	4:41.80	81	5:48.33	97	6:57.71	97	8:17.89									
42	1:44.64	42	3:16.00					81	7:13.92											

BRITISH HISTORIC RACING

EVENTS 6, 7 & 14

RESULT - RACE 16

PI	No	Evt	Name	Machine	Laps	Time	Behind	MPH	Best Lap on	MPH
1	262	14	Daniel PRITCHARD	Suzuki T500	8	9:18.87		77.30	1:08.30	5 79.06
2	70	6	Ian BAIN	Norton CS1 520	8	9:19.31	0.44	77.24	1:08.24	4 79.13
3	84	14	Peter CARROLL	Honda CB500F	8	9:26.85	7.98	76.21	1:08.75	4 78.55
4	169	7	David TETLEY	Seeley G50	8	9:27.15	8.28	76.17	1:09.44	7 77.76
5	81	7	Michael FOX	Seeley G50	8	9:36.54	17.67	74.93	1:09.34	2 77.88
6	100	7	Andy HUNT	Ducati Steelcraft 450	8	9:52.21	33.34	72.95	1:12.42	2 74.57
7	234	7	David LINSDELL	Royal Enfield Bullet	8	9:59.78	40.91	72.03	1:13.02	8 73.95
8	59	6	Jack HEBB	Norton Manx 499	8	10:04.21	45.34	71.50	1:13.12	8 73.85
9	108	14	Andrew WIDDOWSON	Suzuki GSX400F	8	10:07.72	48.85	71.09	1:14.11	2 72.86
10	140	14	Glynn NICHOLLS	Honda CB400N	8	10:30.00	1:11.13	68.57	1:16.64	8 70.46
11	227	14	Sarah MEASURES	Yamaha SR 498	7	9:19.73	1 Lap	67.53	1:17.72	5 69.48
12	281	14	Antony PERRETT	Suzuki T500	7	9:30.26	1 Lap	66.29	1:18.90	7 68.44
13	242	6	Grant SELLARS	Velocette Venom 499	7	9:32.08	1 Lap	66.07	1:19.24	7 68.15
14	68	7	Keith RILEY	BSA B50	7	9:33.25	1 Lap	65.94	1:17.73	7 69.47
15	104	6	David BURRELL	Velocette Venom 500	7	9:37.14	1 Lap	65.50	1:19.82	5 67.65
16	87	14	Shaun MULLIGAN	Yamaha SR500	7	9:40.28	1 Lap	65.14	1:20.26	7 67.28
17	270	14	Kim HICKS	Yamaha SR500	7	9:40.49	1 Lap	65.12	1:21.06	6 66.62
18	24	14	Joao QUINTANEIRO	YAMAHA SR500	7	9:55.65	1 Lap	63.46	1:22.03	5 65.83
19	263	14	Michael GATHER	Yamaha XS500	7	9:59.52	1 Lap	63.05	1:22.35	5 65.57

Not-Classified

239	7		Mike BEVAN	Seeley G50	4	4:49.54	DNF	74.60	1:10.19	4 76.93
74	7		Dave MATRAVERS	Seeley G50	3	3:40.45	DNF	73.49	1:09.96	2 77.19
183	14		Stuart McNISH	Yamaha 350	1	1:23.94	DNF	64.33		0 0.00

Fastest Lap

70	6		Ian BAIN	Norton CS1 520					1:08.24	4 79.13
----	---	--	----------	----------------	--	--	--	--	---------	---------

Start Time : 17:33

Darley Moor

19 May 18 17:45

Clerk of Course :

Time Issued :

Chief Timekeeper : Graham Marshall

THESE RESULTS ARE PROVISIONAL UNTIL THE CONCLUSION OF ANY JUDICIAL AND TECHNICAL MATTERS

HS Sports Timing and Results Systems - Results and Lap Times at www.hssports.co.uk

BRITISH HISTORIC RACING

RESULT - RACE 16 - EVENT 14

PI	No	Evt	Name	Machine	Laps	Time	MPH	Best Lap on	MPH
1	262	14	Daniel PRITCHARD	Suzuki T500	8	9:18.87	77.30	1:08.30	5 79.06
2	84	14	Peter CARROLL	Honda CB500F	8	9:26.85	76.21	1:08.75	4 78.55
3	108	14	Andrew WIDDOWSON	Suzuki GSX400F	8	10:07.72	71.09	1:14.11	2 72.86
4	140	14	Glynn NICHOLLS	Honda CB400N	8	10:30.00	68.57	1:16.64	8 70.46
5	227	14	Sarah MEASURES	Yamaha SR 498	7	9:19.73	67.53	1:17.72	5 69.48
6	281	14	Antony PERRETT	Suzuki T500	7	9:30.26	66.29	1:18.90	7 68.44
7	87	14	Shaun MULLIGAN	Yamaha SR500	7	9:40.28	65.14	1:20.26	7 67.28
8	270	14	Kim HICKS	Yamaha SR500	7	9:40.49	65.12	1:21.06	6 66.62
9	24	14	Joao QUINTANEIRO	YAMAHA SR500	7	9:55.65	63.46	1:22.03	5 65.83
10	263	14	Michael GATHER	Yamaha XS500	7	9:59.52	63.05	1:22.35	5 65.57

Not-Classified

183	14	Stuart McNISH	Yamaha 350	1	1:23.94	DNF	64.33	0	0.00
-----	----	---------------	------------	---	---------	-----	-------	---	------

Fastest Lap

262	14	Daniel PRITCHARD	Suzuki T500				1:08.30	5	79.06
-----	----	------------------	-------------	--	--	--	---------	---	-------

Start Time : 17:33

Darley Moor

19 May 18 17:46

Clerk of Course :

Time Issued :

Chief Timekeeper : Graham Marshall

THESE RESULTS ARE PROVISIONAL UNTIL THE CONCLUSION OF ANY JUDICIAL AND TECHNICAL MATTERS

HS Sports Timing and Results Systems - Results and Lap Times at www.hssports.co.uk

BRITISH HISTORIC RACING

RESULT - RACE 16 - EVENT 6

Pl	No	Evt	Name	Machine	Laps	Time	MPH	Best Lap on	MPH
1	70	6	Ian BAIN	Norton CS1 520	8	9:19.31	77.24	1:08.24	4 79.13
2	59	6	Jack HEBB	Norton Manx 499	8	10:04.21	71.50	1:13.12	8 73.85
3	242	6	Grant SELLARS	Velocette Venom 499	7	9:32.08	66.07	1:19.24	7 68.15
4	104	6	David BURRELL	Velocette Venom 500	7	9:37.14	65.50	1:19.82	5 67.65

Fastest Lap

70 6 Ian BAIN Norton CS1 520 1:08.24 4 79.13

Start Time : 17:33

Darley Moor

19 May 18 17:46

Clerk of Course :

Time Issued :

Chief Timekeeper : Graham Marshall

THESE RESULTS ARE PROVISIONAL UNTIL THE CONCLUSION OF ANY JUDICIAL AND TECHNICAL MATTERS

HS Sports Timing and Results Systems - Results and Lap Times at www.hssports.co.uk

BRITISH HISTORIC RACING

RESULT - RACE 16 - EVENT 7

PI	No	Evt	Name	Machine	Laps	Time	MPH	Best Lap on	MPH
1	169	7	David TETLEY	Seeley G50	8	9:27.15	76.17	1:09.44	7 77.76
2	81	7	Michael FOX	Seeley G50	8	9:36.54	74.93	1:09.34	2 77.88
3	100	7	Andy HUNT	Ducati Steelcraft 450	8	9:52.21	72.95	1:12.42	2 74.57
4	234	7	David LINSDELL	Royal Enfield Bullet	8	9:59.78	72.03	1:13.02	8 73.95
5	68	7	Keith RILEY	BSA B50	7	9:33.25	65.94	1:17.73	7 69.47

Not-Classified

239	7	Mike BEVAN	Seeley G50	4	4:49.54	DNF	74.60	1:10.19	4 76.93
74	7	Dave MATRAVERS	Seeley G50	3	3:40.45	DNF	73.49	1:09.96	2 77.19

Fastest Lap

81	7	Michael FOX	Seeley G50					1:09.34	2 77.88
----	---	-------------	------------	--	--	--	--	---------	---------

Start Time : 17:33

Darley Moor

19 May 18 17:46

Clerk of Course :

Time Issued :

Chief Timekeeper : Graham Marshall

THESE RESULTS ARE PROVISIONAL UNTIL THE CONCLUSION OF ANY JUDICIAL AND TECHNICAL MATTERS

HS Sports Timing and Results Systems - Results and Lap Times at www.hssports.co.uk

EVENTS 6, 7 & 14

LAP TIMES - RACE 16

24	Joao QUINTANEIRO										
	Lap	1	2	3	4	5	6	7	8	9	10
	1	1:27.96	1:25.10	1:23.72	1:23.68	1:22.03	1:22.85	1:22.19			
59	Jack HEBB										
	Lap	1	2	3	4	5	6	7	8	9	10
	1	1:15.64	1:14.72	1:15.75	1:15.65	1:14.03	1:14.12	1:14.24	1:13.12		
68	Keith RILEY										
	Lap	1	2	3	4	5	6	7	8	9	10
	1	1:25.51	1:20.07	1:21.79	1:21.30	1:18.89	1:19.30	1:17.73			
70	Ian BAIN										
	Lap	1	2	3	4	5	6	7	8	9	10
	1	1:10.66	1:08.72	1:08.72	1:08.24	1:08.36	1:08.88	1:10.33	1:09.14		
74	Dave MATRAVERS										
	Lap	1	2	3	4	5	6	7	8	9	10
	1	1:12.29	1:09.96	1:11.78							
81	Michael FOX										
	Lap	1	2	3	4	5	6	7	8	9	10
	1	1:14.12	1:09.34	1:09.52	1:10.15	1:11.05	1:10.82	1:11.51	1:13.12		
84	Peter CARROLL										
	Lap	1	2	3	4	5	6	7	8	9	10
	1	1:13.24	1:09.45	1:09.48	1:08.75	1:10.39	1:09.57	1:09.40	1:10.02		
87	Shaun MULLIGAN										
	Lap	1	2	3	4	5	6	7	8	9	10
	1	1:24.31	1:21.29	1:22.00	1:21.93	1:21.32	1:21.00	1:20.26			
100	Andy HUNT										
	Lap	1	2	3	4	5	6	7	8	9	10
	1	1:13.78	1:12.42	1:12.44	1:13.77	1:12.55	1:13.54	1:13.15	1:13.87		
104	David BURRELL										
	Lap	1	2	3	4	5	6	7	8	9	10
	1	1:24.81	1:20.38	1:21.82	1:20.94	1:19.82	1:21.03	1:20.02			
108	Andrew WIDDOWSON										
	Lap	1	2	3	4	5	6	7	8	9	10
	1	1:17.30	1:14.11	1:14.63	1:14.85	1:14.46	1:14.92	1:15.44	1:14.75		
140	Glynn NICHOLLS										
	Lap	1	2	3	4	5	6	7	8	9	10
	1	1:20.54	1:18.35	1:17.89	1:17.59	1:17.15	1:17.29	1:16.98	1:16.64		
169	David TETLEY										
	Lap	1	2	3	4	5	6	7	8	9	10
	1	1:11.60	1:10.08	1:09.89	1:10.09	1:09.64	1:10.09	1:09.44	1:09.89		

183	Stuart McNISH										
Lap	1	2	3	4	5	6	7	8	9	10	
1	1:16.57										
227	Sarah MEASURES										
Lap	1	2	3	4	5	6	7	8	9	10	
1	1:20.60	1:19.69	1:18.42	1:17.89	1:17.72	1:18.37	1:19.24				
234	David LINSDELL										
Lap	1	2	3	4	5	6	7	8	9	10	
1	1:16.16	1:14.23	1:14.57	1:13.85	1:13.38	1:13.61	1:13.90	1:13.02			
239	Mike BEVAN										
Lap	1	2	3	4	5	6	7	8	9	10	
1	1:12.00	1:10.21	1:10.60	1:10.19							
242	Grant SELLARS										
Lap	1	2	3	4	5	6	7	8	9	10	
1	1:23.90	1:20.45	1:21.26	1:19.36	1:20.18	1:19.67	1:19.24				
262	Daniel PRITCHARD										
Lap	1	2	3	4	5	6	7	8	9	10	
1	1:09.36	1:08.74	1:09.25	1:08.42	1:08.30	1:08.98	1:10.37	1:09.10			
263	Michael GATHER										
Lap	1	2	3	4	5	6	7	8	9	10	
1	1:27.90	1:25.52	1:23.48	1:24.05	1:22.35	1:23.62	1:24.05				
270	Kim HICKS										
Lap	1	2	3	4	5	6	7	8	9	10	
1	1:22.38	1:21.15	1:22.81	1:22.65	1:21.30	1:21.06	1:21.34				
281	Antony PERRETT										
Lap	1	2	3	4	5	6	7	8	9	10	
1	1:23.45	1:20.73	1:19.90	1:19.87	1:20.01	1:19.53	1:18.90				

Lap Chart

EVENTS 6, 7 & 14 - RACE 16

Lap 1		Lap 2		Lap 3		Lap 4		Lap 5		Lap 6		Lap 7		Lap 8		Lap 9		Lap 10	
No	Time	No	Time	No	Time	No	Time	No	Time	No	Time	No	Time	No	Time	No	Time	No	Time
262	1:15.71	262	2:24.45	262	3:33.70	262	4:42.12	262	5:50.42	262	6:59.40	262	8:09.77	262	9:18.87				
70	1:16.92	70	2:25.64	70	3:34.36	70	4:42.60	70	5:50.96	70	6:59.84	70	8:10.17	70	9:19.31				
169	1:18.03	169	2:28.11	169	3:38.00	84	4:47.47	169	5:57.73	84	7:07.43	281	8:11.36 *1	227	9:19.73 *1				
239	1:18.54	74	2:28.67	84	3:38.72	169	4:48.09	84	5:57.86	169	7:07.82	242	8:12.84 *1	84	9:26.85				
74	1:18.71	239	2:28.75	239	3:39.35	239	4:49.54	81	6:01.09	24	7:10.61 *1	68	8:15.52 *1	169	9:27.15				
84	1:19.79	84	2:29.24	81	3:39.89	81	4:50.04	100	6:11.65	263	7:11.85 *1	84	8:16.83	281	9:30.26 *1				
100	1:20.47	81	2:30.37	74	3:40.45	100	4:59.10	234	6:19.25	81	7:11.91	104	8:17.12 *1	242	9:32.08 *1				
81	1:21.03	100	2:32.89	100	3:45.33	234	5:05.87	108	6:22.61	100	7:25.19	169	8:17.26	68	9:33.25 *1				
59	1:22.58	59	2:37.30	234	3:52.02	108	5:08.15	59	6:22.73	234	7:32.86	270	8:19.15 *1	81	9:36.54				
234	1:23.22	234	2:37.45	59	3:53.05	59	5:08.70	140	6:39.09	59	7:36.85	87	8:20.02 *1	104	9:37.14 *1				
183	1:23.94	108	2:38.67	108	3:53.30	140	5:21.94	227	6:42.12	108	7:37.53	81	8:23.42	87	9:40.28 *1				
108	1:24.56	140	2:46.46	140	4:04.35	227	5:24.40	281	6:51.83	140	7:56.38	24	8:33.46 *1	270	9:40.49 *1				
140	1:28.11	227	2:48.09	227	4:06.51	281	5:31.82	242	6:53.17	227	8:00.49	263	8:35.47 *1	100	9:52.21				
227	1:28.40	270	2:51.33	281	4:11.95	242	5:32.99	104	6:56.09			100	8:38.34	24	9:55.65 *1				
270	1:30.18	281	2:52.05	242	4:13.63	104	5:36.27	68	6:56.22			234	8:46.76	263	9:59.52 *1				
281	1:31.32	242	2:52.37	270	4:14.14	270	5:36.79	270	6:58.09			59	8:51.09	234	9:59.78				
242	1:31.92	104	2:53.51	104	4:15.33	68	5:37.33	87	6:59.02			108	8:52.97	59	10:04.21				
87	1:32.48	87	2:53.77	87	4:15.77	87	5:37.70					140	9:13.36	108	10:07.72				
104	1:33.13	68	2:54.24	68	4:16.03	24	5:48.58							140	10:30.00				
68	1:34.17	24	3:01.18	24	4:24.90	263	5:49.50												
24	1:36.08	263	3:01.97	263	4:25.45														
263	1:36.45																		

BRITISH HISTORIC RACING

EVENTS 15, 16, 17 & 23A

RESULT - RACE 17

PI	No	Evt	Name	Machine	Laps	Time	Behind	MPH	Best Lap on	MPH
1	196	17	GEFFRAY/ HAYNES ©	MRE BMW Moorespeed	4	4:59.74		72.06	1:12.95	3 74.02
2	147	17	LISSAMAN/ LEETON	JPR Moorespeed	4	5:10.33	10.59	69.60	1:14.27	4 72.71
3	187	17	ABRAHAMS/ ABRAHAMS	Vincent Rapide 998	4	5:18.76	19.02	67.76	1:18.12	3 69.12
4	4	16	BLEACH/ DAWS	Norton Ducker Lynx	4	5:24.80	25.06	66.50	1:18.58	2 68.72
5	32	17	WILLIAMS / WILLIAMS	Honda	4	5:25.18	25.44	66.42	1:17.03	4 70.10
6	27	17	HUTCHINSON/ MILLINGTON	Berkley T60 1293	4	5:46.50	46.76	62.34	1:24.22	3 64.12
7	656	23a	DAVENPORT/ DAVENPORT	Aprilia RS 125	4	5:48.42	48.68	61.99	1:24.60	4 63.83
<u>Not-Classified</u>										
	12	15	WHITTAKER/ WHITTAKER	BSA Road Rocket	0		Starter			
<u>Fastest Lap</u>										
	196	17	GEFFRAY/ HAYNES ©	MRE BMW Moorespeed					1:12.95	3 74.02

Start Time : 17:48

Darley Moor

19 May 18 17:55

Clerk of Course :

Time Issued :

Chief Timekeeper : Graham Marshall

THESE RESULTS ARE PROVISIONAL UNTIL THE CONCLUSION OF ANY JUDICIAL AND TECHNICAL MATTERS

HS Sports Timing and Results Systems - Results and Lap Times at www.hssports.co.uk

BRITISH HISTORIC RACING

RESULT - RACE 17 - EVENT 16

Pl	No	Evt	Name	Machine	Laps	Time	MPH	Best Lap on	MPH
1	4	16	BLEACH/ DAWS	Norton Ducker Lynx	4	5:24.80	66.50	1:18.58	2 68.72

Fastest Lap

4	16	BLEACH/ DAWS	Norton Ducker Lynx	1:18.58	2	68.72
---	----	--------------	--------------------	---------	---	-------

Start Time : 17:48

Darley Moor

19 May 18 17:55

Clerk of Course :

Time Issued :

Chief Timekeeper : Graham Marshall

THESE RESULTS ARE PROVISIONAL UNTIL THE CONCLUSION OF ANY JUDICIAL AND TECHNICAL MATTERS

HS Sports Timing and Results Systems - Results and Lap Times at www.hssports.co.uk

BRITISH HISTORIC RACING

RESULT - RACE 17 - EVENT 17

PI	No	Evt	Name	Machine	Laps	Time	MPH	Best Lap on	MPH
1	196	17	GEFFRAY/ HAYNES ©	MRE BMW Moorespeed	4	4:59.74	72.06	1:12.95	3 74.02
2	147	17	LISSAMAN/ LEETON	JPR Moorespeed	4	5:10.33	69.60	1:14.27	4 72.71
3	187	17	ABRAHAMS/ ABRAHAMS	Vincent Rapide 998	4	5:18.76	67.76	1:18.12	3 69.12
4	32	17	WILLIAMS / WILLIAMS	Honda	4	5:25.18	66.42	1:17.03	4 70.10
5	27	17	HUTCHINSON/ MILLINGTON	Berkley T60 1293	4	5:46.50	62.34	1:24.22	3 64.12

Fastest Lap

196 17 GEFFRAY/ HAYNES © MRE BMW Moorespeed 1:12.95 3 74.02

Start Time : 17:48

Darley Moor

19 May 18 17:55

Clerk of Course :

Time Issued :

Chief Timekeeper : Graham Marshall

THESE RESULTS ARE PROVISIONAL UNTIL THE CONCLUSION OF ANY JUDICIAL AND TECHNICAL MATTERS

HS Sports Timing and Results Systems - Results and Lap Times at www.hssports.co.uk



RESULT - RACE 17 - EVENT 23a

PI	No	Evt	Name	Machine	Laps	Time	MPH	Best Lap on	MPH
1	656	23a	DAVENPORT/ DAVENPORT	Aprilia RS 125	4	5:48.42	61.99	1:24.60	4 63.83

Fastest Lap

656	23a	DAVENPORT/ DAVENPORT	Aprilia RS 125				1:24.60	4	63.83
-----	-----	----------------------	----------------	--	--	--	---------	---	-------

Start Time : 17:48

Darley Moor

19 May 18 17:55

Clerk of Course :

Time Issued :

Chief Timekeeper : Graham Marshall

THESE RESULTS ARE PROVISIONAL UNTIL THE CONCLUSION OF ANY JUDICIAL AND TECHNICAL MATTERS

HS Sports Timing and Results Systems - Results and Lap Times at www.hssports.co.uk

EVENTS 15, 16, 17 & 23A

LAP TIMES - RACE 17

4	BLEACH/ DAWS										
	Lap	1	2	3	4	5	6	7	8	9	10
	1	1:20.61	1:18.58	1:18.93	1:18.82						

27	HUTCHINSON/ MILLINGTON										
	Lap	1	2	3	4	5	6	7	8	9	10
	1	1:24.94	1:24.33	1:24.22	1:24.93						

32	WILLIAMS / WILLIAMS										
	Lap	1	2	3	4	5	6	7	8	9	10
	1	1:23.33	1:18.43	1:18.67	1:17.03						

147	LISSAMAN/ LEETON										
	Lap	1	2	3	4	5	6	7	8	9	10
	1	1:17.36	1:16.82	1:15.16	1:14.27						

187	ABRAHAMS/ ABRAHAMS										
	Lap	1	2	3	4	5	6	7	8	9	10
	1	1:17.33	1:18.21	1:18.12	1:18.51						

196	GEFFRAY/ HAYNES ©										
	Lap	1	2	3	4	5	6	7	8	9	10
	1	1:13.91	1:13.10	1:12.95	1:13.46						

656	DAVENPORT/ DAVENPORT										
	Lap	1	2	3	4	5	6	7	8	9	10
	1	1:25.63	1:24.69	1:24.63	1:24.60						

Lap Chart

EVENTS 15, 16, 17 & 23A - RACE 17

Lap 1		Lap 2		Lap 3		Lap 4		Lap 5		Lap 6		Lap 7		Lap 8		Lap 9		Lap 10	
No	Time	No	Time	No	Time	No	Time	No	Time	No	Time	No	Time	No	Time	No	Time	No	Time
196	1:20.23	196	2:33.33	196	3:46.28	196	4:59.74												
187	1:23.92	147	2:40.90	147	3:56.06	147	5:10.33												
147	1:24.08	187	2:42.13	187	4:00.25	187	5:18.76												
4	1:28.47	4	2:47.05	4	4:05.98	4	5:24.80												
32	1:31.05	32	2:49.48	32	4:08.15	32	5:25.18												
27	1:33.02	27	2:57.35	27	4:21.57	27	5:46.50												
656	1:34.50	656	2:59.19	656	4:23.82	656	5:48.42												

BRITISH HISTORIC RACING

EVENTS 1, 3 & 14

RESULT - RACE 18

PI	No	Evt	Name	Machine	Laps	Time	Behind	MPH	Best Lap on	MPH
1	70	1	Ian BAIN	Norton CS1 520	8	10:00.97		71.88	1:13.49	5 73.48
2	100	3	Andy HUNT	Ducati Steelcraft 250	8	10:11.22	10.25	70.68	1:14.97	2 72.03
3	56	3	Matthew HEBB	Ducati MK III 250	8	10:16.29	15.32	70.10	1:15.41	3 71.61
4	47	1	Mervyn STRATFORD	Rudge 249	8	10:44.45	43.48	67.03	1:18.43	4 68.85
5	146	3	Colin WESTERN	Benelli 250 2C	8	10:44.96	43.99	66.98	1:17.51	8 69.67
6	105	14	Rob STAFFORD	Suzuki X7 250	8	10:52.94	51.97	66.16	1:18.35	8 68.92
7	248	3	Andrew PIGGOTT	Ducati MK III 250	8	11:13.28	1:12.31	64.16	1:22.36	3 65.57
8	68	1	Keith RILEY	Velocette KSS 348	7	10:10.81	1 Lap	61.89	1:24.41	7 63.97
9	259	3	Richard BOOL	Ducati MK I 250	7	10:10.97	1 Lap	61.87	1:24.65	6 63.79
Not-Classified										
	297	1	Samuel PAGE	Velocette Mac 350	1	1:35.01	DNF	56.84		0 0.00
	104	1	Dave BURRELL	Velocette Mac 350	0		Starter			
	4	3	Ian HENSHAW	Royal Enfield Crusader	0		Starter			
Fastest Lap										
	70	1	Ian BAIN	Norton CS1 520					1:13.49	5 73.48

Start Time : 10:26

Darley Moor

20 May 18 10:40

Clerk of Course :

Time Issued :

Chief Timekeeper : Graham Marshall

THESE RESULTS ARE PROVISIONAL UNTIL THE CONCLUSION OF ANY JUDICIAL AND TECHNICAL MATTERS

HS Sports Timing and Results Systems - Results and Lap Times at www.hssports.co.uk

BRITISH HISTORIC RACING

RESULT - RACE 18 - EVENT 1

PI	No	Evt	Name	Machine	Laps	Time	MPH	Best Lap on	MPH
1	70	1	Ian BAIN	Norton CS1 520	8	10:00.97	71.88	1:13.49	5 73.48
2	47	1	Mervyn STRATFORD	Rudge 249	8	10:44.45	67.03	1:18.43	4 68.85
3	68	1	Keith RILEY	Velocette KSS 348	7	10:10.81	61.89	1:24.41	7 63.97

Not-Classified

297	1	Samuel PAGE	Velocette Mac 350	1	1:35.01	DNF	56.84		0 0.00
104	1	Dave BURRELL	Velocette Mac 350	0		Starter			

Fastest Lap

70	1	Ian BAIN	Norton CS1 520				1:13.49	5	73.48
----	---	----------	----------------	--	--	--	---------	---	-------

Start Time : 10:26

Darley Moor

20 May 18 10:40

Clerk of Course :

Time Issued :

Chief Timekeeper : Graham Marshall

THESE RESULTS ARE PROVISIONAL UNTIL THE CONCLUSION OF ANY JUDICIAL AND TECHNICAL MATTERS

HS Sports Timing and Results Systems - Results and Lap Times at www.hssports.co.uk



RESULT - RACE 18 - EVENT 14

Pl	No	Evt	Name	Machine	Laps	Time	MPH	Best Lap on	MPH
1	105	14	Rob STAFFORD	Suzuki X7 250	8	10:52.94	66.16	1:18.35	8 68.92

Fastest Lap

105	14	Rob STAFFORD	Suzuki X7 250	1:18.35	8	68.92
-----	----	--------------	---------------	---------	---	-------

Start Time : 10:26

Darley Moor

20 May 18 10:40

Clerk of Course :

Time Issued :

Chief Timekeeper : Graham Marshall

THESE RESULTS ARE PROVISIONAL UNTIL THE CONCLUSION OF ANY JUDICIAL AND TECHNICAL MATTERS

HS Sports Timing and Results Systems - Results and Lap Times at www.hssports.co.uk

BRITISH HISTORIC RACING

RESULT - RACE 18 - EVENT 3

PI	No	Evt	Name	Machine	Laps	Time	MPH	Best Lap on	MPH
1	100	3	Andy HUNT	Ducati Steelcraft 250	8	10:11.22	70.68	1:14.97	2 72.03
2	56	3	Matthew HEBB	Ducati MK III 250	8	10:16.29	70.10	1:15.41	3 71.61
3	146	3	Colin WESTERN	Benelli 250 2C	8	10:44.96	66.98	1:17.51	8 69.67
4	248	3	Andrew PIGGOTT	Ducati MK III 250	8	11:13.28	64.16	1:22.36	3 65.57
5	259	3	Richard BOOL	Ducati MK I 250	7	10:10.97	61.87	1:24.65	6 63.79

Not-Classified

4	3	Ian HENSHAW	Royal Enfield Crusader	0	Starter
---	---	-------------	------------------------	---	---------

Fastest Lap

100	3	Andy HUNT	Ducati Steelcraft 250	1:14.97	2 72.03
-----	---	-----------	-----------------------	---------	---------

Start Time : 10:26

Darley Moor

20 May 18 10:40

Clerk of Course :

Time Issued :

Chief Timekeeper : Graham Marshall

THESE RESULTS ARE PROVISIONAL UNTIL THE CONCLUSION OF ANY JUDICIAL AND TECHNICAL MATTERS

HS Sports Timing and Results Systems - Results and Lap Times at www.hssports.co.uk

EVENTS 1, 3 & 14

LAP TIMES - RACE 18

47 Mervyn STRATFORD

Lap	1	2	3	4	5	6	7	8	9	10
1	1:22.72	1:20.40	1:19.22	1:18.43	1:18.59	1:18.54	1:18.89	1:19.77		

56 Matthew HEBB

Lap	1	2	3	4	5	6	7	8	9	10
1	1:16.44	1:15.55	1:15.41	1:15.63	1:15.52	1:15.69	1:17.01	1:17.67		

68 Keith RILEY

Lap	1	2	3	4	5	6	7	8	9	10
1	1:27.18	1:26.29	1:26.35	1:25.66	1:25.56	1:26.41	1:24.41			

70 Ian BAIN

Lap	1	2	3	4	5	6	7	8	9	10
1	1:14.85	1:13.88	1:13.59	1:13.81	1:13.49	1:14.05	1:14.74	1:16.03		

100 Andy HUNT

Lap	1	2	3	4	5	6	7	8	9	10
1	1:16.95	1:14.97	1:15.26	1:15.25	1:15.32	1:15.35	1:15.53	1:15.95		

105 Rob STAFFORD

Lap	1	2	3	4	5	6	7	8	9	10
1	1:24.44	1:21.86	1:19.86	1:20.19	1:21.13	1:20.48	1:19.06	1:18.35		

146 Colin WESTERN

Lap	1	2	3	4	5	6	7	8	9	10
1	1:23.02	1:20.60	1:19.10	1:19.37	1:19.76	1:18.91	1:18.63	1:17.51		

248 Andrew PIGGOTT

Lap	1	2	3	4	5	6	7	8	9	10
1	1:22.44	1:24.02	1:22.36	1:23.35	1:22.44	1:23.76	1:23.03	1:24.12		

259 Richard BOOL

Lap	1	2	3	4	5	6	7	8	9	10
1	1:26.93	1:27.26	1:25.80	1:27.20	1:25.37	1:24.65	1:25.92			

297 Samuel PAGE

Lap	1	2	3	4	5	6	7	8	9	10
1	1:26.82									

Lap Chart

EVENTS 1, 3 & 14 - RACE 18

Lap 1		Lap 2		Lap 3		Lap 4		Lap 5		Lap 6		Lap 7		Lap 8		Lap 9		Lap 10	
No	Time	No	Time	No	Time	No	Time	No	Time	No	Time	No	Time	No	Time	No	Time	No	Time
70	1:21.38	70	2:35.26	70	3:48.85	70	5:02.66	70	6:16.15	70	7:30.20	70	8:44.94	70	10:00.97				
100	1:23.59	100	2:38.56	100	3:53.82	100	5:09.07	100	6:24.39	100	7:39.74	259	8:45.05 *1	68	10:10.81 *1				
56	1:23.81	56	2:39.36	56	3:54.77	56	5:10.40	56	6:25.92	56	7:41.61	68	8:46.40 *1	259	10:10.97 *1				
248	1:30.20	47	2:51.01	47	4:10.23	47	5:28.66	47	6:47.25	47	8:05.79	100	8:55.27	100	10:11.22				
47	1:30.61	146	2:51.68	146	4:10.78	146	5:30.15	146	6:49.91	146	8:08.82	56	8:58.62	56	10:16.29				
146	1:31.08	105	2:53.87	105	4:13.73	105	5:33.92	105	6:55.05	105	8:15.53	47	9:24.68	47	10:44.45				
105	1:32.01	248	2:54.22	248	4:16.58	248	5:39.93	248	7:02.37	248	8:26.13	146	9:27.45	146	10:44.96				
259	1:34.77	259	3:02.03	259	4:27.83	68	5:54.43	68	7:19.99			105	9:34.59	105	10:52.94				
297	1:35.01	68	3:02.42	68	4:28.77	259	5:55.03	259	7:20.40			248	9:49.16	248	11:13.28				
68	1:36.13																		

BRITISH HISTORIC RACING

EVENTS 21 & 24

RESULT - RACE 19

PI	No	Evt	Name	Machine	Laps	Time	Behind	MPH	Best Lap on	MPH
1	36	24	Ian SCUTT	BSA Bantam 125	8	10:36.76		67.84	1:15.53	4 71.49
2	233	24	Tom SNOW	BSA Bantam 175	8	11:09.50	32.74	64.53	1:18.99	6 68.36
3	34	21	James MORALEE	Honda K4 348	8	11:10.84	34.08	72.45	1:12.96	8 74.01
4	52	24	Robbie BROWN	BSA Bantam 183	8	11:38.24	1:01.48	61.87	1:23.27	5 64.85
5	24	24	Joao QUINTANEIRO	BSA 175	7	10:38.20	1 Lap	59.23	1:25.91	7 62.86
6	73	24	Andrew MOULDEN	BSA Bantam 175	7	10:45.53	1 Lap	58.56	1:27.24	6 61.90
7	296	21	Ben MEASURES	Honda CGR 125	7	11:15.44	1 Lap	55.96	1:33.94	2 57.48
8	210	24	Adam PLANE	BSA Bantam 186	6	11:37.41	2 Laps	46.46	1:48.00	6 50.00
<u>Not-Classified</u>										
	66	21	Matthew MOULDEN	BSA Bantam 125	6	9:25.88	DNF	57.26	1:28.23	4 61.20

Fastest Lap

34 21 James MORALEE Honda K4 348 1:12.96 8 74.01

Result prior to Applying Handicap for Event 21

Start Time : 10:42

Darley Moor

20 May 18 10:55

Clerk of Course :

Time Issued :

Chief Timekeeper : Graham Marshall

THESE RESULTS ARE PROVISIONAL UNTIL THE CONCLUSION OF ANY JUDICIAL AND TECHNICAL MATTERS

HS Sports Timing and Results Systems - Results and Lap Times at www.hssports.co.uk

BRITISH HISTORIC RACING

RESULT - RACE 19 - EVENT 21

Pl	No	Evt	Name	Machine	Laps	Time	MPH	Best Lap on	MPH
1	34	21	James MORALEE	Honda K4 348	7	11:05.24	64.94	1:12.96	8 74.01
2	296	21	Ben MEASURES	Honda CGR 125	7	11:15.44	55.96	1:33.94	2 57.48

Not-Classified

66	21	Matthew MOULDEN	BSA Bantam 125	6	9:25.88	DNF	57.26	1:28.23	4 61.20
----	----	-----------------	----------------	---	---------	-----	-------	---------	---------

Fastest Lap

34	21	James MORALEE	Honda K4 348				1:12.96	8 74.01
----	----	---------------	--------------	--	--	--	---------	---------

Result Includes Handicap

Start Time : 10:42

Darley Moor

20 May 18 10:58

Clerk of Course :

Time Issued :

Chief Timekeeper : Graham Marshall

THESE RESULTS ARE PROVISIONAL UNTIL THE CONCLUSION OF ANY JUDICIAL AND TECHNICAL MATTERS

HS Sports Timing and Results Systems - Results and Lap Times at www.hssports.co.uk

BRITISH HISTORIC RACING

RESULT - RACE 19 - EVENT 24

Pl	No	Evt	Name	Machine	Laps	Time	MPH	Best Lap on	MPH
1	36	24	Ian SCUTT	BSA Bantam 125	8	10:36.76	67.84	1:15.53	4 71.49
2	233	24	Tom SNOW	BSA Bantam 175	8	11:09.50	64.53	1:18.99	6 68.36
3	52	24	Robbie BROWN	BSA Bantam 183	8	11:38.24	61.87	1:23.27	5 64.85
4	24	24	Joao QUINTANEIRO	BSA 175	7	10:38.20	59.23	1:25.91	7 62.86
5	73	24	Andrew MOULDEN	BSA Bantam 175	7	10:45.53	58.56	1:27.24	6 61.90
6	210	24	Adam PLANE	BSA Bantam 186	6	11:37.41	46.46	1:48.00	6 50.00

Fastest Lap

36	24	Ian SCUTT	BSA Bantam 125	1:15.53	4	71.49
----	----	-----------	----------------	---------	---	-------

Start Time : 10:42

Darley Moor

20 May 18 10:57

Clerk of Course :

Time Issued :

Chief Timekeeper : Graham Marshall

THESE RESULTS ARE PROVISIONAL UNTIL THE CONCLUSION OF ANY JUDICIAL AND TECHNICAL MATTERS

HS Sports Timing and Results Systems - Results and Lap Times at www.hssports.co.uk

EVENTS 21 & 24

LAP TIMES - RACE 19

24	Joao QUINTANEIRO									
Lap	1	2	3	4	5	6	7	8	9	10
1	1:28.88	1:27.87	1:27.62	1:27.12	1:26.92	1:26.21	1:25.91			

34	James MORALEE									
Lap	1	2	3	4	5	6	7	8	9	10
1	1:13.77	1:14.09	1:13.68	1:13.39	1:13.48	1:13.50	1:12.96	1:14.60		

36	Ian SCUTT									
Lap	1	2	3	4	5	6	7	8	9	10
1	1:17.18	1:15.91	1:16.64	1:15.53	1:15.91	1:16.21	1:17.03	1:16.16		

52	Robbie BROWN									
Lap	1	2	3	4	5	6	7	8	9	10
1	1:23.70	1:23.54	1:23.40	1:24.54	1:23.27	1:24.29	1:23.65	1:24.24		

66	Matthew MOULDEN									
Lap	1	2	3	4	5	6	7	8	9	10
1	1:33.49	1:32.62	1:28.25	1:28.23	1:41.12	1:32.27				

73	Andrew MOULDEN									
Lap	1	2	3	4	5	6	7	8	9	10
1	1:29.77	1:29.38	1:27.73	1:27.67	1:29.08	1:27.24	1:28.30			

210	Adam PLANE									
Lap	1	2	3	4	5	6	7	8	9	10
1	1:52.20	1:51.92	1:51.35	1:50.70	1:48.58	1:48.00				

233	Tom SNOW									
Lap	1	2	3	4	5	6	7	8	9	10
1	1:21.57	1:19.34	1:20.91	1:20.30	1:20.53	1:18.99	1:20.55	1:20.37		

296	Ben MEASURES									
Lap	1	2	3	4	5	6	7	8	9	10
1	1:34.70	1:33.94	1:35.12	1:35.25	1:37.30	1:34.83	1:35.89			

Lap Chart

EVENTS 21 & 24 - RACE 19

Lap 1		Lap 2		Lap 3		Lap 4		Lap 5		Lap 6		Lap 7		Lap 8		Lap 9		Lap 10	
No	Time	No	Time	No	Time	No	Time	No	Time	No	Time	No	Time	No	Time	No	Time	No	Time
296	1:43.11	36	2:59.28	36	4:15.92	36	5:31.45	36	6:47.36	36	8:03.57	36	9:20.60	36	10:36.76				
36	1:43.37	233	3:07.85	210	4:18.78 *1	233	5:49.06	233	7:09.59	296	8:04.72 *1	66	9:25.88 *1	24	10:38.20 *1				
66	1:43.39	52	3:14.85	233	4:28.76	52	6:02.79	52	7:26.06	233	8:28.58	296	9:39.55 *1	73	10:45.53 *1				
233	1:48.51	66	3:16.01	52	4:38.25	210	6:10.13 *1	34	7:29.78	34	8:43.28	233	9:49.13	233	11:09.50				
52	1:51.31	296	3:17.05	66	4:44.26	66	6:12.49	24	7:46.08	52	8:50.35	210	9:49.41 *2	34	11:10.84				
73	1:56.13	24	3:24.42	24	4:52.04	34	6:16.30	73	7:49.99	24	9:12.29	34	9:56.24	296	11:15.44 *1				
24	1:56.55	73	3:25.51	296	4:52.17	24	6:19.16	66	7:53.61	73	9:17.23	52	10:14.00	210	11:37.41 *2				
210	2:26.86	34	3:49.23	73	4:53.24	73	6:20.91	210	8:00.83 *1					52	11:38.24				
34	2:35.14			34	5:02.91	296	6:27.42												

BRITISH HISTORIC RACING

EVENTS 8, 9, 10, 14, 22 & 32

RESULT - RACE 20

PI	No	Evt	Name	Machine	Laps	Time	Behind	MPH	Best Lap on	MPH
1	216	32	Alex GILFILLAN	Suzuki GSX1100	8	9:08.27		78.79	1:06.24	4 81.52
2	263	32	Kevin JONES	Yamaha FX750	8	9:22.41	14.14	76.81	1:08.64	8 78.67
3	210	32	Matt GOODFIELD	Honda VFRC (RC24)	8	9:22.63	14.36	76.78	1:08.65	5 78.66
4	239	14	Mike BEVAN	Honda XL 500	8	9:27.48	19.21	76.13	1:09.08	5 78.17
5	75	22	James LUCK	Supermono Tigcraft KTM	8	9:36.39	28.12	74.95	1:08.70	6 78.60
6	175	14	Patrick WELCH	Rob North Tident	8	9:38.66	30.39	74.66	1:10.03	4 77.11
7	246	32	Stu POULTON	Yamaha 350 YPVS	8	9:38.96	30.69	74.62	1:10.88	6 76.19
8	159	14	Jack HEBB	Honda CB500/4	8	9:55.22	46.95	72.58	1:11.57	7 75.45
9	138	10	Mike KEMP	Norton Atlas 745	8	9:55.89	47.62	72.50	1:12.44	7 74.54
10	153	22	John CHRISTOPHER	Harris/Jusaberg 640	7	9:11.35	1 Lap	68.56	1:15.79	2 71.25
11	229	9	Robert BEVAN	Triumph T110 650	7	9:13.46	1 Lap	68.30	1:16.65	7 70.45
12	264	32	Nic POWELL	Moto Guzzi 750 744	7	9:25.25	1 Lap	66.87	1:17.78	7 69.43
13	143	14	Stefan DILLEY	Honda CB 350	7	9:25.95	1 Lap	66.79	1:16.73	6 70.38
14	260	10	Richard HAWKSWORTH	Triumph Bonneville	7	9:31.48	1 Lap	66.14	1:18.53	6 68.76
15	257	32	Gareth SHELLAM	Suzuki GSX750	7	9:38.62	1 Lap	65.33	1:19.32	4 68.08
16	19	8	Brian HUNT	BSA Rocket 3	7	9:50.69	1 Lap	63.99	1:19.97	3 67.53
<u>Not-Classified</u>										
	3	22	Benjamin HEATON	Tigercraft KTM 690 LC4	1	1:15.27	DNF	71.74		0 0.00

Fastest Lap

216 32 Alex GILFILLAN Suzuki GSX1100 1:06.24 4 81.52

N0 75 - Time Includes 10s Penalty for JUMP START

Start Time : 11:17

Darley Moor

20 May 18 11:29

Clerk of Course :

Time Issued :

Chief Timekeeper : Graham Marshall

THESE RESULTS ARE PROVISIONAL UNTIL THE CONCLUSION OF ANY JUDICIAL AND TECHNICAL MATTERS

HS Sports Timing and Results Systems - Results and Lap Times at www.hssports.co.uk

BRITISH HISTORIC RACING

RESULT - RACE 20 - EVENT 10

Pl	No	Evt	Name	Machine	Laps	Time	MPH	Best Lap on	MPH
1	138	10	Mike KEMP	Norton Atlas 745	8	9:55.89	72.50	1:12.44	7 74.54
2	260	10	Richard HAWKSWORTH	Triumph Bonneville	7	9:31.48	66.14	1:18.53	6 68.76

Fastest Lap

138 10 Mike KEMP Norton Atlas 745 1:12.44 7 74.54

N0 75 - Time Includes 10s Penalty for JUMP START

Start Time : 11:17

Darley Moor

20 May 18 11:29

Clerk of Course :

Time Issued :

Chief Timekeeper : Graham Marshall

THESE RESULTS ARE PROVISIONAL UNTIL THE CONCLUSION OF ANY JUDICIAL AND TECHNICAL MATTERS

HS Sports Timing and Results Systems - Results and Lap Times at www.hssports.co.uk

BRITISH HISTORIC RACING

RESULT - RACE 20 - EVENT 14

PI	No	Evt	Name	Machine	Laps	Time	MPH	Best Lap on	MPH
1	239	14	Mike BEVAN	Honda XL 500	8	9:27.48	76.13	1:09.08	5 78.17
2	175	14	Patrick WELCH	Rob North Tident	8	9:38.66	74.66	1:10.03	4 77.11
3	159	14	Jack HEBB	Honda CB500/4	8	9:55.22	72.58	1:11.57	7 75.45
4	143	14	Stefan DILLEY	Honda CB 350	7	9:25.95	66.79	1:16.73	6 70.38

Fastest Lap

239 14 Mike BEVAN Honda XL 500 1:09.08 5 78.17

N0 75 - Time Includes 10s Penalty for JUMP START

Start Time : 11:17

Darley Moor

20 May 18 11:29

Clerk of Course :

Time Issued :

Chief Timekeeper : Graham Marshall

THESE RESULTS ARE PROVISIONAL UNTIL THE CONCLUSION OF ANY JUDICIAL AND TECHNICAL MATTERS

HS Sports Timing and Results Systems - Results and Lap Times at www.hssports.co.uk

BRITISH HISTORIC RACING

RESULT - RACE 20 - EVENT 22

Pl	No	Evt	Name	Machine	Laps	Time	MPH	Best Lap on	MPH
1	75	22	James LUCK	Supermono Tigcraft KTM	8	9:36.39	74.95	1:08.70	6 78.60
2	153	22	John CHRISTOPHER	Harris/Jusaberg 640	7	9:11.35	68.56	1:15.79	2 71.25
<u>Not-Classified</u>									
	3	22	Benjamin HEATON	Tigercraft KTM 690 LC4	1	1:15.27	DNF	71.74	0 0.00

Fastest Lap

75 22 James LUCK Supermono Tigcraft KTM 1:08.70 6 78.60

N0 75 - Time Includes 10s Penalty for JUMP START

Start Time : 11:17

Darley Moor

20 May 18 11:29

Clerk of Course :

Time Issued :

Chief Timekeeper : Graham Marshall

THESE RESULTS ARE PROVISIONAL UNTIL THE CONCLUSION OF ANY JUDICIAL AND TECHNICAL MATTERS

HS Sports Timing and Results Systems - Results and Lap Times at www.hssports.co.uk

BRITISH HISTORIC RACING

RESULT - RACE 20 - EVENT 32

PI	No	Evt	Name	Machine	Laps	Time	MPH	Best Lap on	MPH
1	216	32	Alex GILFILLAN	Suzuki GSX1100	8	9:08.27	78.79	1:06.24	4 81.52
2	263	32	Kevin JONES	Yamaha FX750	8	9:22.41	76.81	1:08.64	8 78.67
3	210	32	Matt GOODFIELD	Honda VFRC (RC24)	8	9:22.63	76.78	1:08.65	5 78.66
4	246	32	Stu POULTON	Yamaha 350 YPVS	8	9:38.96	74.62	1:10.88	6 76.19
5	264	32	Nic POWELL	Moto Guzzi 750 744	7	9:25.25	66.87	1:17.78	7 69.43
6	257	32	Gareth SHELLAM	Suzuki GSX750	7	9:38.62	65.33	1:19.32	4 68.08

Fastest Lap

216 32 Alex GILFILLAN Suzuki GSX1100 1:06.24 4 81.52

N0 75 - Time Includes 10s Penalty for JUMP START

Start Time : 11:17

Darley Moor

20 May 18 11:29

Clerk of Course :

Time Issued :

Chief Timekeeper : Graham Marshall

THESE RESULTS ARE PROVISIONAL UNTIL THE CONCLUSION OF ANY JUDICIAL AND TECHNICAL MATTERS

HS Sports Timing and Results Systems - Results and Lap Times at www.hssports.co.uk

BRITISH HISTORIC RACING

RESULT - RACE 20 - EVENT 8

Pl	No	Evt	Name	Machine	Laps	Time	MPH	Best Lap on	MPH
1	19	8	Brian HUNT	BSA Rocket 3	7	9:50.69	63.99	1:19.97	3 67.53

Fastest Lap

19 8 Brian HUNT BSA Rocket 3 1:19.97 3 67.53

N0 75 - Time Includes 10s Penalty for JUMP START

Start Time : 11:17

Darley Moor

20 May 18 11:29

Clerk of Course :

Time Issued :

Chief Timekeeper : Graham Marshall

THESE RESULTS ARE PROVISIONAL UNTIL THE CONCLUSION OF ANY JUDICIAL AND TECHNICAL MATTERS

HS Sports Timing and Results Systems - Results and Lap Times at www.hssports.co.uk



RESULT - RACE 20 - EVENT 9

Pl	No	Evt	Name	Machine	Laps	Time	MPH	Best Lap on	MPH
1	229	9	Robert BEVAN	Triumph T110 650	7	9:13.46	68.30	1:16.65	7 70.45

Fastest Lap

229 9 Robert BEVAN Triumph T110 650 1:16.65 7 70.45

N0 75 - Time Includes 10s Penalty for JUMP START

Start Time : 11:17

Darley Moor

20 May 18 11:29

Clerk of Course :

Time Issued :

Chief Timekeeper : Graham Marshall

THESE RESULTS ARE PROVISIONAL UNTIL THE CONCLUSION OF ANY JUDICIAL AND TECHNICAL MATTERS

HS Sports Timing and Results Systems - Results and Lap Times at www.hssports.co.uk

EVENTS 8, 9, 10, 14, 22 & 32

LAP TIMES - RACE 20

3	Benjamin HEATON									
Lap	1	2	3	4	5	6	7	8	9	10
1	1:09.26									
19	Brian HUNT									
Lap	1	2	3	4	5	6	7	8	9	10
1	1:22.88	1:20.27	1:19.97	1:20.29	1:22.48	1:27.52	1:29.36			
75	James LUCK									
Lap	1	2	3	4	5	6	7	8	9	10
1	1:12.51	1:10.04	1:10.18	1:10.25	1:09.59	1:08.70	1:09.11	1:09.09		
138	Mike KEMP									
Lap	1	2	3	4	5	6	7	8	9	10
1	1:16.77	1:13.66	1:13.13	1:13.76	1:13.65	1:12.83	1:12.44	1:12.66		
143	Stefan DILLEY									
Lap	1	2	3	4	5	6	7	8	9	10
1	1:24.04	1:19.57	1:20.12	1:19.59	1:20.02	1:16.73	1:17.91			
153	John CHRISTOPHER									
Lap	1	2	3	4	5	6	7	8	9	10
1	1:20.34	1:15.79	1:17.57	1:17.34	1:17.76	1:17.27	1:17.89			
159	Jack HEBB									
Lap	1	2	3	4	5	6	7	8	9	10
1	1:15.28	1:14.59	1:13.71	1:14.87	1:13.06	1:13.36	1:11.57	1:12.20		
175	Patrick WELCH									
Lap	1	2	3	4	5	6	7	8	9	10
1	1:11.62	1:10.59	1:10.21	1:10.03	1:11.61	1:13.70	1:12.27	1:12.25		
210	Matt GOODFIELD									
Lap	1	2	3	4	5	6	7	8	9	10
1	1:10.96	1:09.68	1:09.12	1:09.31	1:08.65	1:09.20	1:09.50	1:09.87		
216	Alex GILFILLAN									
Lap	1	2	3	4	5	6	7	8	9	10
1	1:06.80	1:07.01	1:06.57	1:06.24	1:06.97	1:10.54	1:08.08	1:10.29		
229	Robert BEVAN									
Lap	1	2	3	4	5	6	7	8	9	10
1	1:21.78	1:18.11	1:17.39	1:18.10	1:16.84	1:17.28	1:16.65			
239	Mike BEVAN									
Lap	1	2	3	4	5	6	7	8	9	10
1	1:12.28	1:10.54	1:09.87	1:09.77	1:09.08	1:10.23	1:09.68	1:09.90		
246	Stu POULTON									
Lap	1	2	3	4	5	6	7	8	9	10
1	1:13.33	1:11.21	1:11.38	1:11.04	1:11.59	1:10.88	1:11.10	1:11.39		

257 Gareth SHELLAM

Lap	1	2	3	4	5	6	7	8	9	10
1	1:24.36	1:21.51	1:20.48	1:19.32	1:21.06	1:23.16	1:21.14			

260 Richard HAWKSWORTH

Lap	1	2	3	4	5	6	7	8	9	10
1	1:23.22	1:20.40	1:19.91	1:20.27	1:21.24	1:18.53	1:20.01			

263 Kevin JONES

Lap	1	2	3	4	5	6	7	8	9	10
1	1:10.80	1:10.22	1:09.40	1:09.10	1:08.90	1:09.99	1:09.29	1:08.64		

264 Nic POWELL

Lap	1	2	3	4	5	6	7	8	9	10
1	1:22.69	1:20.75	1:19.97	1:19.89	1:18.74	1:18.14	1:17.78			

Lap Chart

EVENTS 8, 9, 10, 14, 22 & 32 - RACE 20

Lap 1		Lap 2		Lap 3		Lap 4		Lap 5		Lap 6		Lap 7		Lap 8		Lap 9		Lap 10		
No	Time	No	Time	No	Time	No	Time	No	Time	No	Time	No	Time	No	Time	No	Time	No	Time	
216	1:12.57	216	2:19.58	216	3:26.15	216	4:32.39	216	5:39.36	216	6:49.90	216	7:57.98	216	9:08.27					
3	1:15.27	210	2:26.98	210	3:36.10	210	4:45.41	210	5:54.06	143	6:51.31 *1	264	8:07.47 *1	153	9:11.35 *1					
263	1:16.87	263	2:27.09	263	3:36.49	263	4:45.59	263	5:54.49	260	6:52.94 *1	143	8:08.04 *1	229	9:13.46 *1					
210	1:17.30	175	2:28.59	175	3:38.80	239	4:48.59	239	5:57.67	19	6:53.81 *1	260	8:11.47 *1	263	9:22.41					
175	1:18.00	239	2:28.95	239	3:38.82	175	4:48.83	75	5:59.49	257	6:54.32 *1	210	8:12.76	210	9:22.63					
239	1:18.41	75	2:29.47	75	3:39.65	75	4:49.90	175	6:00.44	210	7:03.26	263	8:13.77	264	9:25.25 *1					
75	1:19.43	246	2:31.58	246	3:42.96	246	4:54.00	246	6:05.59	263	7:04.48	75	8:17.30	143	9:25.95 *1					
246	1:20.37	159	2:36.45	159	3:50.16	138	5:04.31	138	6:17.96	239	7:07.90	257	8:17.48 *1	239	9:27.48					
159	1:21.86	138	2:37.42	138	3:50.55	159	5:05.03	159	6:18.09	75	7:08.19	239	8:17.58	260	9:31.48 *1					
138	1:23.76	153	2:43.52	153	4:01.09	153	5:18.43	153	6:36.19	175	7:14.14	19	8:21.33 *1	75	9:36.39					
153	1:27.73	229	2:47.20	229	4:04.59	229	5:22.69	229	6:39.53	246	7:16.47	175	8:26.41	257	9:38.62 *1					
229	1:29.09	264	2:50.73	264	4:10.70	264	5:30.59	264	6:49.33	138	7:30.79	246	8:27.57	175	9:38.66					
264	1:29.98	19	2:51.07	19	4:11.04	143	5:31.29			159	7:31.45	159	8:43.02	246	9:38.96					
19	1:30.80	260	2:51.52	260	4:11.43	19	5:31.33			153	7:53.46	138	8:43.23	19	9:50.69 *1					
260	1:31.12	143	2:51.58	143	4:11.70	260	5:31.70			229	7:56.81			159	9:55.22					
257	1:31.95	257	2:53.46	257	4:13.94	257	5:33.26							138	9:55.89					
143	1:32.01																			



ACU BRITISH SCOOTER STOCK CHAMPIONSHIP

RESULT - RACE 21

PI	No	Evt	Name	Machine	Laps	Time	Behind	MPH	Best Lap on	MPH
1	16	G4	Chris GEYTON	Lambretta GP210	8	10:08.74		70.97	1:14.32	7 72.66
2	1	G4	Darren CONNEELY	Lambretta SX 200	8	10:14.48	5.74	70.30	1:14.16	8 72.82
3	63	G4	David BRISTOW	Lambretta Replay 210	8	10:14.56	5.82	70.29	1:14.79	3 72.20
4	3	PR	Lee BAMBER	Lambretta GP200	8	10:44.83	36.09	66.99	1:18.07	5 69.17
5	69	PR	Michael BONETT	Lambretta SX200	8	10:47.10	38.36	66.76	1:18.79	5 68.54
6	41	PR	Stuart DAY	Lambretta GP 200	8	10:53.99	45.25	66.06	1:19.40	4 68.01
7	47	PR	Graham TATTON	Lambretta SX200	8	10:57.73	48.99	65.68	1:20.43	6 67.14
8	97	G4	Mark COOK	lambretta 205	8	10:58.24	49.50	65.63	1:20.20	5 67.33
9	28	AP	Stephen WRIGHT	Gilera Runner PSN 180	8	10:59.20	50.46	65.53	1:20.87	8 66.77
10	150	PR	Peter WARD	Lambretta GP200	8	11:16.75	1:08.01	63.83	1:21.03	7 66.64
11	46	PR	David DELANEY	Vespa 90SS 132	8	11:27.17	1:18.43	62.87	1:22.96	5 65.09
12	52	AP	John WOODS	Scomadi TL200	7	10:06.02	1 Lap	62.37	1:24.20	6 64.13
13	98	AP	Zack TINGLE	Scomadi TZ200	7	10:06.14	1 Lap	62.36	1:23.84	6 64.41
14	101	AP	Gary PEACOCK	Scomadi 200	7	10:06.91	1 Lap	62.28	1:24.08	7 64.22
15	11	PR	Keith TERRY	Lambretta JB200	7	10:12.50	1 Lap	61.71	1:24.90	5 63.60
16	74	PR	Bob WEST	Lambretta SRP 200	7	10:12.51	1 Lap	61.71	1:24.19	6 64.14
17	116	AP	Shaun FAIRHEAD	Scomadi TL200	7	10:21.84	1 Lap	60.79	1:26.63	2 62.33
18	40	AP	Lee GILES	Scomadi 200	7	10:43.78	1 Lap	58.72	1:29.64	2 60.24
<u>Not-Classified</u>										
	6	PR	Stewart McKENZIE	Vespa 210	2	2:49.94	DNF	63.55	1:21.32	2 66.40
	81	PR	James LANCASTER	Lambretta DSC	1	1:33.47	DNF	57.77		0 0.00

Fastest Lap

1 G4 Darren CONNEELY Lambretta SX 200 1:14.16 8 72.82

Nos 1, 150 - Times Includes 10s Penalty for JUMP START

Start Time : 11:32

Darley Moor

20 May 18 11:46

Clerk of Course :

Time Issued :

Chief Timekeeper : Graham Marshall

THESE RESULTS ARE PROVISIONAL UNTIL THE CONCLUSION OF ANY JUDICIAL AND TECHNICAL MATTERS


HS Sports Timing and Results Systems - Results and Lap Times at www.hssports.co.uk

RACE GRID

ACU BRITISH SCOOTER STOCK CHAMPIONSHIP

RACES 10, 21 & 32

ROW 6			40 GILES 21		116 FAIRHEAD 20
ROW 5	11 TERRY 19	74 WEST 18	52 WOODS 17	101 PEACOCK 16	
ROW 4		98 TINGLE 15	81 LANCASTER 14	46 DELANEY 12	
ROW 3	47 TATTON 11	97 COOK 10	28 WRIGHT 9	6 MCKENZIE 8	
ROW 2		69 BONETT 7	41 DAY 6	150 WARD 5	
ROW 1	3 BAMBER 4	63 BRISTOW 3	16 GEYTON 2	1 CONNEELY 1	POLE





ACU BRITISH SCOOTER STOCK CHAMPIONSHIP

RESULT - RACE 21 - EVENT AP

PI	No	Evt	Name	Machine	Laps	Time	MPH	Best Lap on	MPH
1	28	AP	Stephen WRIGHT	Gilera Runner PSN 180	8	10:59.20	65.53	1:20.87	8 66.77
2	52	AP	John WOODS	Scomadi TL200	7	10:06.02	62.37	1:24.20	6 64.13
3	98	AP	Zack TINGLE	Scomadi TZ200	7	10:06.14	62.36	1:23.84	6 64.41
4	101	AP	Gary PEACOCK	Scomadi 200	7	10:06.91	62.28	1:24.08	7 64.22
5	116	AP	Shaun FAIRHEAD	Scomadi TL200	7	10:21.84	60.79	1:26.63	2 62.33
6	40	AP	Lee GILES	Scomadi 200	7	10:43.78	58.72	1:29.64	2 60.24

Fastest Lap

28 AP Stephen WRIGHT Gilera Runner PSN 180 1:20.87 8 66.77

Nos 1, 150 - Times Includes 10s Penalty for JUMP START

Start Time : 11:32

Darley Moor

20 May 18 11:46

Clerk of Course :

Time Issued :

Chief Timekeeper : Graham Marshall

THESE RESULTS ARE PROVISIONAL UNTIL THE CONCLUSION OF ANY JUDICIAL AND TECHNICAL MATTERS

HS Sports Timing and Results Systems - Results and Lap Times at www.hssports.co.uk



ACU BRITISH SCOOTER STOCK CHAMPIONSHIP

RESULT - RACE 21 - EVENT G4

PI	No	Evt	Name	Machine	Laps	Time	MPH	Best Lap on	MPH
1	16	G4	Chris GEYTON	Lambretta GP210	8	10:08.74	70.97	1:14.32	7 72.66
2	1	G4	Darren CONNEELY	Lambretta SX 200	8	10:14.48	70.30	1:14.16	8 72.82
3	63	G4	David BRISTOW	Lambretta Replay 210	8	10:14.56	70.29	1:14.79	3 72.20
4	97	G4	Mark COOK	lambretta 205	8	10:58.24	65.63	1:20.20	5 67.33

Fastest Lap

1 G4 Darren CONNEELY Lambretta SX 200 1:14.16 8 72.82

Nos 1, 150 - Times Includes 10s Penalty for JUMP START

Start Time : 11:32

Darley Moor

20 May 18 11:46

Clerk of Course :

Time Issued :

Chief Timekeeper : Graham Marshall

THESE RESULTS ARE PROVISIONAL UNTIL THE CONCLUSION OF ANY JUDICIAL AND TECHNICAL MATTERS

HS Sports Timing and Results Systems - Results and Lap Times at www.hssports.co.uk



ACU BRITISH SCOOTER STOCK CHAMPIONSHIP

RESULT - RACE 21 - EVENT PR

PI	No	Evt	Name	Machine	Laps	Time	MPH	Best Lap on	MPH
1	3	PR	Lee BAMBER	Lambretta GP200	8	10:44.83	66.99	1:18.07	5 69.17
2	69	PR	Michael BONETT	Lambretta SX200	8	10:47.10	66.76	1:18.79	5 68.54
3	41	PR	Stuart DAY	Lambretta GP 200	8	10:53.99	66.06	1:19.40	4 68.01
4	47	PR	Graham TATTON	Lambretta SX200	8	10:57.73	65.68	1:20.43	6 67.14
5	150	PR	Peter WARD	Lambretta GP200	8	11:16.75	63.83	1:21.03	7 66.64
6	46	PR	David DELANEY	Vespa 90SS 132	8	11:27.17	62.87	1:22.96	5 65.09
7	11	PR	Keith TERRY	Lambretta JB200	7	10:12.50	61.71	1:24.90	5 63.60
8	74	PR	Bob WEST	Lambretta SRP 200	7	10:12.51	61.71	1:24.19	6 64.14

Not-Classified

6	PR	Stewart McKENZIE	Vespa 210	2	2:49.94	DNF	63.55	1:21.32	2 66.40
81	PR	James LANCASTER	Lambretta DSC	1	1:33.47	DNF	57.77		0 0.00

Fastest Lap

3	PR	Lee BAMBER	Lambretta GP200					1:18.07	5 69.17
---	----	------------	-----------------	--	--	--	--	---------	---------

Nos 1, 150 - Times Includes 10s Penalty for JUMP START

Start Time : 11:32

Darley Moor

20 May 18 11:46

Clerk of Course :

Time Issued :

Chief Timekeeper : Graham Marshall

THESE RESULTS ARE PROVISIONAL UNTIL THE CONCLUSION OF ANY JUDICIAL AND TECHNICAL MATTERS

HS Sports Timing and Results Systems - Results and Lap Times at www.hssports.co.uk

ACU BRITISH SCOOTER STOCK CHAMPIONSHIP

LAP TIMES - RACE 21

1	Darren CONNEELY									
Lap	1	2	3	4	5	6	7	8	9	10
1	1:14.87	1:14.66	1:14.45	1:14.70	1:14.68	1:15.27	1:14.57	1:14.16		
3	Lee BAMBER									
Lap	1	2	3	4	5	6	7	8	9	10
1	1:24.35	1:18.83	1:18.73	1:18.48	1:18.07	1:18.63	1:19.97	1:18.84		
6	Stewart McKENZIE									
Lap	1	2	3	4	5	6	7	8	9	10
1	1:20.99	1:21.32								
11	Keith TERRY									
Lap	1	2	3	4	5	6	7	8	9	10
1	1:29.27	1:26.31	1:26.00	1:25.23	1:24.90	1:26.27	1:25.98			
16	Chris GEYTON									
Lap	1	2	3	4	5	6	7	8	9	10
1	1:16.24	1:15.26	1:14.78	1:14.38	1:15.10	1:14.64	1:14.32	1:16.63		
28	Stephen WRIGHT									
Lap	1	2	3	4	5	6	7	8	9	10
1	1:23.01	1:21.76	1:21.13	1:21.41	1:21.14	1:21.00	1:21.01	1:20.87		
40	Lee GILES									
Lap	1	2	3	4	5	6	7	8	9	10
1	1:31.40	1:29.64	1:30.65	1:30.86	1:30.97	1:30.86	1:30.59			
41	Stuart DAY									
Lap	1	2	3	4	5	6	7	8	9	10
1	1:22.02	1:21.41	1:20.81	1:19.40	1:20.58	1:20.24	1:20.86	1:21.16		
46	David DELANEY									
Lap	1	2	3	4	5	6	7	8	9	10
1	1:29.20	1:25.42	1:25.07	1:25.12	1:22.96	1:23.83	1:23.27	1:23.76		
47	Graham TATTON									
Lap	1	2	3	4	5	6	7	8	9	10
1	1:22.21	1:21.26	1:22.04	1:21.60	1:20.73	1:20.43	1:20.86	1:20.99		
52	John WOODS									
Lap	1	2	3	4	5	6	7	8	9	10
1	1:28.83	1:25.60	1:25.13	1:25.09	1:24.52	1:24.20	1:24.51			
63	David BRISTOW									
Lap	1	2	3	4	5	6	7	8	9	10
1	1:16.56	1:14.96	1:14.79	1:15.21	1:15.61	1:15.53	1:17.19	1:17.74		
69	Michael BONETT									
Lap	1	2	3	4	5	6	7	8	9	10
1	1:21.88	1:20.94	1:20.43	1:19.40	1:18.79	1:19.50	1:19.67	1:19.12		

74	Bob WEST										
	Lap	1	2	3	4	5	6	7	8	9	10
	1	1:31.04	1:27.06	1:26.52	1:25.35	1:24.68	1:24.19	1:25.06			
81	James LANCASTER										
	Lap	1	2	3	4	5	6	7	8	9	10
	1	1:25.87									
97	Mark COOK										
	Lap	1	2	3	4	5	6	7	8	9	10
	1	1:21.23	1:21.67	1:21.95	1:21.87	1:20.20	1:20.65	1:21.52	1:21.74		
98	Zack TINGLE										
	Lap	1	2	3	4	5	6	7	8	9	10
	1	1:28.32	1:26.06	1:25.63	1:25.70	1:24.20	1:23.84	1:24.53			
101	Gary PEACOCK										
	Lap	1	2	3	4	5	6	7	8	9	10
	1	1:29.08	1:25.82	1:25.29	1:25.43	1:24.73	1:24.19	1:24.08			
116	Shaun FAIRHEAD										
	Lap	1	2	3	4	5	6	7	8	9	10
	1	1:30.57	1:26.63	1:26.75	1:27.33	1:27.53	1:27.47	1:27.08			
150	Peter WARD										
	Lap	1	2	3	4	5	6	7	8	9	10
	1	1:26.87	1:22.01	1:21.88	1:21.51	1:22.18	1:21.36	1:21.03	1:21.76		

Lap Chart

ACU BRITISH SCOOTER STOCK CHAMPIONSHIP - RACE 21

Lap 1		Lap 2		Lap 3		Lap 4		Lap 5		Lap 6		Lap 7		Lap 8		Lap 9		Lap 10	
No	Time	No	Time	No	Time	No	Time	No	Time	No	Time	No	Time	No	Time	No	Time	No	Time
1	1:21.99	1	2:36.65	1	3:51.10	1	5:05.80	1	6:20.48	1	7:35.75	1	8:50.32	16	10:08.74				
63	1:23.53	63	2:38.49	63	3:53.28	16	5:08.05	16	6:23.15	16	7:37.79	16	8:52.11	11	10:12.50 *1				
16	1:23.63	16	2:38.89	16	3:53.67	63	5:08.49	63	6:24.10	63	7:39.63	116	8:54.76 *1	74	10:12.51 *1				
6	1:28.62	6	2:49.94	69	4:10.62	3	5:29.32	3	6:47.39	40	7:42.33 *1	63	8:56.82	1	10:14.48				
97	1:28.64	69	2:50.19	3	4:10.84	69	5:30.02	69	6:48.81	3	8:06.02	40	9:13.19 *1	63	10:14.56				
69	1:29.25	97	2:50.31	41	4:11.75	41	5:31.15	41	6:51.73	69	8:08.31	3	9:25.99	116	10:21.84 *1				
41	1:29.53	41	2:50.94	97	4:12.26	97	5:34.13	97	6:54.33	41	8:11.97	69	9:27.98	40	10:43.78 *1				
47	1:29.82	47	2:51.08	47	4:13.12	47	5:34.72	47	6:55.45	97	8:14.98	41	9:32.83	3	10:44.83				
28	1:30.88	3	2:52.11	28	4:13.77	28	5:35.18	28	6:56.32	47	8:15.88	97	9:36.50	69	10:47.10				
3	1:33.28	28	2:52.64	150	4:18.91	150	5:40.42	150	7:02.60	28	8:17.32	47	9:36.74	41	10:53.99				
81	1:33.47	150	2:57.03	52	4:27.70	52	5:52.79	46	7:16.31	150	8:23.96	28	9:38.33	47	10:57.73				
150	1:35.02	98	3:02.24	98	4:27.87	46	5:53.35	52	7:17.31	46	8:40.14	150	9:44.99	97	10:58.24				
98	1:36.18	52	3:02.57	46	4:28.23	98	5:53.57	98	7:17.77	52	8:41.51	46	10:03.41	28	10:59.20				
52	1:36.97	46	3:03.16	101	4:28.48	101	5:53.91	101	7:18.64	98	8:41.61	52	10:06.02	150	11:16.75				
101	1:37.37	101	3:03.19	11	4:30.12	11	5:55.35	11	7:20.25	101	8:42.83	98	10:06.14	46	11:27.17				
46	1:37.74	11	3:04.12	116	4:32.43	74	5:58.58	74	7:23.26	11	8:46.52	101	10:06.91						
11	1:37.81	116	3:05.68	74	4:33.23	116	5:59.76	116	7:27.29	74	8:47.45								
116	1:39.05	74	3:06.71	40	4:40.50	40	6:11.36												
74	1:39.65	40	3:09.85																
40	1:40.21																		

BRITISH HISTORIC RACING

EVENTS 4, 5, 14 & 23

RESULT - RACE 22

PI	No	Evt	Name	Machine	Laps	Time	Behind	MPH	Best Lap on	MPH
1	60	5	Richard HAWKINS	Ducati MK III 349	8	9:31.40		75.60	1:09.73	5 77.44
2	34	14	James MORALEE	Honda K4 348	8	9:34.12	2.72	75.25	1:09.90	3 77.25
3	56	14	Matthew HEBB	Honda K4 350	8	9:52.46	21.06	72.92	1:11.73	2 75.28
4	169	5	David TETLEY	Aermacchi Metisse	8	9:55.43	24.03	72.55	1:13.13	7 73.84
5	74	5	Dave MATRAVERS	Seeley 7R 350	8	9:59.63	28.23	72.04	1:12.72	3 74.26
6	4	4	Ian HENSHAW	Royal Enfield Clipper	8	10:14.86	43.46	70.26	1:14.94	8 72.06
7	234	5	David LINSDELL	Ducati Sebring 348	8	10:15.56	44.16	70.18	1:14.76	8 72.23
8	243	14	Chris SMALLBONES	Honda K4 350	7	9:34.37	1 Lap	65.81	1:18.73	2 68.59
9	148	23	Reg SQUIRES	Honda RS125	7	9:43.05	1 Lap	64.83	1:19.36	7 68.04
10	33	23	Mike POWELL	BSA Bantam 125	7	9:45.93	1 Lap	64.51	1:20.75	6 66.87
11	296	23	Ben MEASURES	Honda CGR 125	6	9:31.92	2 Laps	56.65	1:33.69	4 57.64

Not-Classified

196	14	Terence SANSOM	Honda K4 350	6	7:27.49	DNF	72.40	1:13.04	3 73.93
84	5	Peter CARROLL	Aermacchi 350	3	3:58.51	DNF	67.92	1:14.38	3 72.60

Fastest Lap

60	5	Richard HAWKINS	Ducati MK III 349					1:09.73	5 77.44
----	---	-----------------	-------------------	--	--	--	--	---------	---------

Start Time : 11:59

Darley Moor

20 May 18 12:11

Clerk of Course :

Time Issued :

Chief Timekeeper : Graham Marshall

THESE RESULTS ARE PROVISIONAL UNTIL THE CONCLUSION OF ANY JUDICIAL AND TECHNICAL MATTERS

HS Sports Timing and Results Systems - Results and Lap Times at www.hssports.co.uk

BRITISH HISTORIC RACING

RESULT - RACE 22 - EVENT 14

PI	No	Evt	Name	Machine	Laps	Time	MPH	Best Lap on	MPH
1	34	14	James MORALEE	Honda K4 348	8	9:34.12	75.25	1:09.90	3 77.25
2	56	14	Matthew HEBB	Honda K4 350	8	9:52.46	72.92	1:11.73	2 75.28
3	243	14	Chris SMALLBONES	Honda K4 350	7	9:34.37	65.81	1:18.73	2 68.59

Not-Classified

196	14	Terence SANSOM	Honda K4 350	6	7:27.49	DNF	72.40	1:13.04	3 73.93
-----	----	----------------	--------------	---	---------	-----	-------	---------	---------

Fastest Lap

34	14	James MORALEE	Honda K4 348				1:09.90	3 77.25
----	----	---------------	--------------	--	--	--	---------	---------

Start Time : 11:59

Darley Moor

20 May 18 12:12

Clerk of Course :

Time Issued :

Chief Timekeeper : Graham Marshall

THESE RESULTS ARE PROVISIONAL UNTIL THE CONCLUSION OF ANY JUDICIAL AND TECHNICAL MATTERS

HS Sports Timing and Results Systems - Results and Lap Times at www.hssports.co.uk

BRITISH HISTORIC RACING

RESULT - RACE 22 - EVENT 23

Pl	No	Evt	Name	Machine	Laps	Time	MPH	Best Lap on	MPH
1	148	23	Reg SQUIRES	Honda RS125	7	9:43.05	64.83	1:19.36	7 68.04
2	33	23	Mike POWELL	BSA Bantam 125	7	9:45.93	64.51	1:20.75	6 66.87
3	296	23	Ben MEASURES	Honda CGR 125	6	9:31.92	56.65	1:33.69	4 57.64

Fastest Lap

148 23 Reg SQUIRES Honda RS125 1:19.36 7 68.04

Start Time : 11:59

Darley Moor

20 May 18 12:12

Clerk of Course :

Time Issued :

Chief Timekeeper : Graham Marshall

THESE RESULTS ARE PROVISIONAL UNTIL THE CONCLUSION OF ANY JUDICIAL AND TECHNICAL MATTERS

HS Sports Timing and Results Systems - Results and Lap Times at www.hssports.co.uk



RESULT - RACE 22 - EVENT 4

Pl	No	Evt	Name	Machine	Laps	Time	MPH	Best Lap on	MPH
1	4	4	Ian HENSHAW	Royal Enfield Clipper	8	10:14.86	70.26	1:14.94	8 72.06

Fastest Lap

4	4	Ian HENSHAW	Royal Enfield Clipper	1:14.94	8	72.06
---	---	-------------	-----------------------	---------	---	-------

Start Time : 11:59

Darley Moor

20 May 18 12:12

Clerk of Course :

Time Issued :

Chief Timekeeper : Graham Marshall

THESE RESULTS ARE PROVISIONAL UNTIL THE CONCLUSION OF ANY JUDICIAL AND TECHNICAL MATTERS

HS Sports Timing and Results Systems - Results and Lap Times at www.hssports.co.uk

BRITISH HISTORIC RACING

RESULT - RACE 22 - EVENT 5

PI	No	Evt	Name	Machine	Laps	Time	MPH	Best Lap on	MPH
1	60	5	Richard HAWKINS	Ducati MK III 349	8	9:31.40	75.60	1:09.73	5 77.44
2	169	5	David TETLEY	Aermacchi Metisse	8	9:55.43	72.55	1:13.13	7 73.84
3	74	5	Dave MATRAVERS	Seeley 7R 350	8	9:59.63	72.04	1:12.72	3 74.26
4	234	5	David LINSDELL	Ducati Sebring 348	8	10:15.56	70.18	1:14.76	8 72.23

Not-Classified

84	5	Peter CARROLL	Aermacchi 350	3	3:58.51	DNF	67.92	1:14.38	3 72.60
----	---	---------------	---------------	---	---------	-----	-------	---------	---------

Fastest Lap

60	5	Richard HAWKINS	Ducati MK III 349				1:09.73	5 77.44
----	---	-----------------	-------------------	--	--	--	---------	---------

Start Time : 11:59

Darley Moor

20 May 18 12:12

Clerk of Course :

Time Issued :

Chief Timekeeper : Graham Marshall

THESE RESULTS ARE PROVISIONAL UNTIL THE CONCLUSION OF ANY JUDICIAL AND TECHNICAL MATTERS

HS Sports Timing and Results Systems - Results and Lap Times at www.hssports.co.uk

EVENTS 4, 5, 14 & 23

LAP TIMES - RACE 22

4	Ian HENSHAW										
	Lap	1	2	3	4	5	6	7	8	9	10
	1	1:17.13	1:15.82	1:16.02	1:15.55	1:16.40	1:15.94	1:16.15	1:14.94		
33	Mike POWELL										
	Lap	1	2	3	4	5	6	7	8	9	10
	1	1:26.26	1:22.56	1:22.91	1:20.77	1:21.18	1:20.75	1:21.54			
34	James MORALEE										
	Lap	1	2	3	4	5	6	7	8	9	10
	1	1:11.45	1:11.13	1:09.90	1:10.85	1:11.25	1:10.83	1:11.00	1:11.18		
56	Matthew HEBB										
	Lap	1	2	3	4	5	6	7	8	9	10
	1	1:15.36	1:11.73	1:12.45	1:12.33	1:15.04	1:13.05	1:12.68	1:12.42		
60	Richard HAWKINS										
	Lap	1	2	3	4	5	6	7	8	9	10
	1	1:14.38	1:10.86	1:09.84	1:09.81	1:09.73	1:10.03	1:09.93	1:09.80		
74	Dave MATRAVERS										
	Lap	1	2	3	4	5	6	7	8	9	10
	1	1:15.18	1:13.87	1:12.72	1:13.31	1:13.76	1:13.58	1:15.18	1:15.13		
84	Peter CARROLL										
	Lap	1	2	3	4	5	6	7	8	9	10
	1	1:17.22	1:15.13	1:14.38							
148	Reg SQUIRES										
	Lap	1	2	3	4	5	6	7	8	9	10
	1	1:24.70	1:23.53	1:20.49	1:22.05	1:22.17	1:21.05	1:19.36			
169	David TETLEY										
	Lap	1	2	3	4	5	6	7	8	9	10
	1	1:14.36	1:13.46	1:13.75	1:13.75	1:13.33	1:13.28	1:13.13	1:13.49		
196	Terence SANSOM										
	Lap	1	2	3	4	5	6	7	8	9	10
	1	1:13.70	1:13.61	1:13.04	1:13.23	1:13.64	1:13.27				
234	David LINSELL										
	Lap	1	2	3	4	5	6	7	8	9	10
	1	1:18.19	1:15.38	1:15.74	1:15.58	1:16.17	1:16.06	1:16.52	1:14.76		
243	Chris SMALLBONES										
	Lap	1	2	3	4	5	6	7	8	9	10
	1	1:20.70	1:18.73	1:22.79	1:20.87	1:20.67	1:19.82	1:21.72			
296	Ben MEASURES										
	Lap	1	2	3	4	5	6	7	8	9	10
	1	1:31.90	1:34.10	1:34.65	1:33.69	1:33.84	1:34.73				

Lap Chart

EVENTS 4, 5, 14 & 23 - RACE 22

Lap 1		Lap 2		Lap 3		Lap 4		Lap 5		Lap 6		Lap 7		Lap 8		Lap 9		Lap 10		
No	Time	No	Time	No	Time	No	Time	No	Time	No	Time	No	Time	No	Time	No	Time	No	Time	
34	1:17.98	34	2:29.11	34	3:39.01	34	4:49.86	34	6:01.11	60	7:11.67	60	8:21.60	60	9:31.40					
196	1:20.70	60	2:32.26	60	3:42.10	60	4:51.91	60	6:01.64	34	7:11.94	34	8:22.94	296	9:31.92 *2					
169	1:21.24	196	2:34.31	56	3:46.94	56	4:59.27	196	6:14.22	56	7:27.36	148	8:23.69 *1	34	9:34.12					
60	1:21.40	56	2:34.49	196	3:47.35	196	5:00.58	56	6:14.31	196	7:27.49	33	8:24.39 *1	243	9:34.37 *1					
74	1:22.08	169	2:34.70	169	3:48.45	74	5:01.98	169	6:15.53	169	7:28.81	56	8:40.04	148	9:43.05 *1					
56	1:22.76	74	2:35.95	74	3:48.67	169	5:02.20	74	6:15.74	74	7:29.32	169	8:41.94	33	9:45.93 *1					
4	1:24.04	4	2:39.86	4	3:55.88	4	5:11.43	296	6:23.35 *1	4	7:43.77	74	8:44.50	56	9:52.46					
234	1:25.35	234	2:40.73	234	3:56.47	234	5:12.05	4	6:27.83	234	7:44.28	4	8:59.92	169	9:55.43					
84	1:29.00	84	2:44.13	84	3:58.51	243	5:32.16	234	6:28.22	296	7:57.19 *1	234	9:00.80	74	9:59.63					
243	1:29.77	243	2:48.50	243	4:11.29	148	5:40.47	243	6:52.83	243	8:12.65			4	10:14.86					
148	1:34.40	148	2:57.93	148	4:18.42	33	5:42.46	148	7:02.64					234	10:15.56					
33	1:36.22	33	2:58.78	33	4:21.69			33	7:03.64											
296	1:40.91	296	3:15.01	296	4:49.66															



EVENT 18 - SIDECAR RADIO CHAMPIONSHIP

RESULT - RACE 23

PI	No	Evt	Name	Machine	Laps	Time	Behind	MPH	Best Lap on	MPH
1	98	18	GAGG/ HASE	BMW K100	8	10:16.94		70.02	1:14.58	7 72.41
2	33	18	HEGARTY/ NEAVE	BMW K100	8	10:17.12	0.18	70.00	1:15.35	2 71.67
3	74	18	McCAIN / DUPLOCK	BMW K100	8	10:45.58	28.64	66.92	1:18.74	7 68.58
4	2	18	KEMP/ THOW	Moto Guzzi Le Mans	8	10:45.66	28.72	66.91	1:19.29	3 68.10
5	25	18	WHITAKER/ ALLEN	BMW K100	8	10:49.51	32.57	66.51	1:19.28	3 68.11
6	82	18	HIGGINSON/ MOFFAT	BMW K100	8	11:06.85	49.91	64.78	1:21.41	8 66.33
7	96	18	WILKINS/ WILKINS	BMW K100	8	11:07.07	50.13	64.76	1:20.45	3 67.12
8	92	18	ROOME/ CLOWS	BMW K100	8	11:25.59	1:08.65	63.01	1:23.70	2 64.52
9	149	18	STANTON / STANTON	BMW K100	8	11:36.37	1:19.43	62.04	1:23.98	7 64.30
10	24	18	WHITE/ EDMED	BMW K100	7	10:20.07	1 Lap	60.96	1:25.47	3 63.18
11	68	18	COCK/ HAMMOND	BMW K100	7	10:29.22	1 Lap	60.07	1:25.14	5 63.42
12	13	18	STEEL/ STEEL	BMW R100	7	11:10.69	1 Lap	56.36	1:29.80	7 60.13
<u>Not-Classified</u>										
	67	18	WARNER/ WARNER	BMW K100	0				Starter	
<u>Fastest Lap</u>										
	98	18	GAGG/ HASE	BMW K100					1:14.58	7 72.41

Start Time : 12:15

Darley Moor

20 May 18 12:28

Clerk of Course :

Time Issued :

Chief Timekeeper : Graham Marshall

THESE RESULTS ARE PROVISIONAL UNTIL THE CONCLUSION OF ANY JUDICIAL AND TECHNICAL MATTERS

HS Sports Timing and Results Systems - Results and Lap Times at www.hssports.co.uk

EVENT 18 - SIDECAR RADIO CHAMPIONSHIP

LAP TIMES - RACE 23

2	KEMP/ THOW										
	Lap	1	2	3	4	5	6	7	8	9	10
	1	1:20.33	1:19.74	1:19.29	1:19.34	1:20.19	1:19.89	1:20.00	1:20.15		
13	STEEL/ STEEL										
	Lap	1	2	3	4	5	6	7	8	9	10
	1	1:38.03	1:39.99	1:32.56	1:36.05	1:33.82	1:30.63	1:29.80			
24	WHITE/ EDMED										
	Lap	1	2	3	4	5	6	7	8	9	10
	1	1:32.53	1:27.61	1:25.47	1:25.47	1:26.36	1:26.25	1:26.92			
25	WHITAKER/ ALLEN										
	Lap	1	2	3	4	5	6	7	8	9	10
	1	1:22.46	1:21.26	1:19.28	1:19.96	1:19.31	1:20.90	1:19.29	1:19.85		
33	HEGARTY/ NEAVE										
	Lap	1	2	3	4	5	6	7	8	9	10
	1	1:16.91	1:15.35	1:17.15	1:16.04	1:16.38	1:15.54	1:16.75	1:16.22		
68	COCK/ HAMMOND										
	Lap	1	2	3	4	5	6	7	8	9	10
	1	1:32.69	1:26.87	1:27.17	1:27.25	1:25.14	1:30.62	1:30.89			
74	McCAIN / DUPLOCK										
	Lap	1	2	3	4	5	6	7	8	9	10
	1	1:20.40	1:20.88	1:19.38	1:20.44	1:19.16	1:19.50	1:18.74	1:19.80		
82	HIGGINSON/ MOFFAT										
	Lap	1	2	3	4	5	6	7	8	9	10
	1	1:23.33	1:22.20	1:21.64	1:21.84	1:23.01	1:22.29	1:23.69	1:21.41		
92	ROOME/ CLOWS										
	Lap	1	2	3	4	5	6	7	8	9	10
	1	1:24.54	1:23.70	1:24.81	1:24.15	1:23.94	1:24.37	1:26.08	1:26.09		
96	WILKINS/ WILKINS										
	Lap	1	2	3	4	5	6	7	8	9	10
	1	1:23.16	1:20.80	1:20.45	1:23.20	1:23.61	1:22.54	1:24.23	1:21.53		
98	GAGG/ HASE										
	Lap	1	2	3	4	5	6	7	8	9	10
	1	1:17.14	1:15.48	1:17.19	1:15.32	1:17.36	1:15.23	1:14.58	1:17.67		
149	STANTON / STANTON										
	Lap	1	2	3	4	5	6	7	8	9	10
	1	1:31.64	1:27.15	1:24.50	1:24.98	1:25.96	1:25.30	1:23.98	1:24.05		

Lap Chart

EVENT 18 - SIDECAR RADIO CHAMPIONSHIP - RACE 23

Lap 1		Lap 2		Lap 3		Lap 4		Lap 5		Lap 6		Lap 7		Lap 8		Lap 9		Lap 10	
No	Time	No	Time	No	Time	No	Time	No	Time	No	Time	No	Time	No	Time	No	Time	No	Time
33	1:23.69	33	2:39.04	33	3:56.19	98	5:12.10	33	6:28.61	33	7:44.15	98	8:59.27	98	10:16.94				
98	1:24.11	98	2:39.59	98	3:56.78	33	5:12.23	98	6:29.46	98	7:44.69	33	9:00.90	33	10:17.12				
2	1:27.06	2	2:46.80	2	4:06.09	2	5:25.43	13	6:36.44 *1	2	8:05.51	2	9:25.51	24	10:20.07 *1				
74	1:27.68	74	2:48.56	74	4:07.94	74	5:28.38	2	6:45.62	74	8:07.04	74	9:25.78	68	10:29.22 *1				
25	1:29.66	25	2:50.92	25	4:10.20	25	5:30.16	74	6:47.54	13	8:10.26 *1	25	9:29.66	74	10:45.58				
96	1:30.71	96	2:51.51	96	4:11.96	96	5:35.16	25	6:49.47	25	8:10.37	13	9:40.89 *1	2	10:45.66				
82	1:30.77	82	2:52.97	82	4:14.61	82	5:36.45	96	6:58.77	96	8:21.31	82	9:45.44	25	10:49.51				
92	1:32.45	92	2:56.15	92	4:20.96	92	5:45.11	82	6:59.46	82	8:21.75	96	9:45.54	82	11:06.85				
149	1:40.45	149	3:07.60	149	4:32.10	149	5:57.08	92	7:09.05	92	8:33.42	92	9:59.50	96	11:07.07				
68	1:41.28	68	3:08.15	24	4:35.07	24	6:00.54	149	7:23.04	149	8:48.34	149	10:12.32	13	11:10.69 *1				
24	1:41.99	24	3:09.60	68	4:35.32	68	6:02.57	24	7:26.90	24	8:53.15			92	11:25.59				
13	1:47.84	13	3:27.83	13	5:00.39			68	7:27.71	68	8:58.33			149	11:36.37				



EVENT 13 - CLASSIC RACER MAGAZINE CHAMPIONSHIP

RESULT - RACE 24

PI	No	Evt	Name	Machine	Laps	Time	Behind	MPH	Best Lap on	MPH
1	175	13	Patrick WELCH	Rob North Tident	8	9:34.22		75.23	1:10.27	2 76.85
2	95	13	Richard ALDOUS	Triumph Trident 750	8	9:43.21	8.99	74.07	1:11.09	6 75.96
3	138	13	Mike KEMP	Norton Atlas 745	8	9:44.17	9.95	73.95	1:11.76	2 75.25
4	71	13	Garry HIRONS	Norton Interpol 2	8	10:05.61	31.39	71.33	1:14.79	7 72.20
5	257	13	Richard STUBBS	BMW R100 RS	8	10:07.99	33.77	71.05	1:14.14	3 72.84
6	260	13	Richard HAWKSWORTH	BMW K100	8	10:22.85	48.63	69.36	1:15.75	3 71.29
7	264	13	Nic POWELL	Moto Guzzi 750 744	8	10:39.67	1:05.45	67.53	1:17.39	2 69.78
8	139	13	Gareth ROBERTS	Laverda Montjuic 498	7	9:44.25	1 Lap	64.70	1:20.10	7 67.42
9	154	13	Dave FITZPATRICK	Laverda Montjuic 500	7	9:46.34	1 Lap	64.47	1:20.93	7 66.72
<u>Not-Classified</u>										
	229	13	Robert BEVAN	Triumph Metisse	5	6:31.92	DNF	68.89	1:15.52	3 71.50
	146	13	Colin WESTERN	Benelli 250 2C	1	1:28.39	DNF	61.09		0 0.00
<u>Fastest Lap</u>										
	175	13	Patrick WELCH	Rob North Tident					1:10.27	2 76.85

Start Time : 12:32

Darley Moor

20 May 18 12:43

Clerk of Course :

Time Issued :

Chief Timekeeper : Graham Marshall

THESE RESULTS ARE PROVISIONAL UNTIL THE CONCLUSION OF ANY JUDICIAL AND TECHNICAL MATTERS

HS Sports Timing and Results Systems - Results and Lap Times at www.hssports.co.uk

EVENT 13 - CLASSIC RACER MAGAZINE CHAMPIONSHIP

LAP TIMES - RACE 24

71	Garry HIRONS										
	Lap	1	2	3	4	5	6	7	8	9	10
	1	1:13.84	1:15.13	1:14.80	1:14.99	1:15.42	1:14.86	1:14.79	1:15.38		

95	Richard ALDOUS										
	Lap	1	2	3	4	5	6	7	8	9	10
	1	1:14.60	1:12.78	1:11.43	1:11.60	1:11.56	1:11.09	1:11.35	1:12.00		

138	Mike KEMP										
	Lap	1	2	3	4	5	6	7	8	9	10
	1	1:12.44	1:11.76	1:12.13	1:11.76	1:12.25	1:12.28	1:12.02	1:13.23		

139	Gareth ROBERTS										
	Lap	1	2	3	4	5	6	7	8	9	10
	1	1:25.38	1:22.84	1:21.23	1:23.22	1:21.69	1:21.60	1:20.10			

146	Colin WESTERN										
	Lap	1	2	3	4	5	6	7	8	9	10
	1	1:20.60									

154	Dave FITZPATRICK										
	Lap	1	2	3	4	5	6	7	8	9	10
	1	1:25.11	1:24.38	1:22.09	1:22.42	1:22.11	1:21.39	1:20.93			

175	Patrick WELCH										
	Lap	1	2	3	4	5	6	7	8	9	10
	1	1:10.29	1:10.27	1:10.55	1:11.27	1:10.40	1:11.89	1:11.39	1:12.14		

229	Robert BEVAN										
	Lap	1	2	3	4	5	6	7	8	9	10
	1	1:18.58	1:17.12	1:15.52	1:16.59	1:16.73					

257	Richard STUBBS										
	Lap	1	2	3	4	5	6	7	8	9	10
	1	1:17.53	1:15.16	1:14.14	1:15.03	1:14.44	1:15.00	1:15.07	1:15.26		

260	Richard HAWKSWORTH										
	Lap	1	2	3	4	5	6	7	8	9	10
	1	1:18.12	1:15.97	1:15.75	1:16.64	1:16.95	1:16.70	1:17.72	1:18.10		

264	Nic POWELL										
	Lap	1	2	3	4	5	6	7	8	9	10
	1	1:19.39	1:17.39	1:17.52	1:18.69	1:18.45	1:19.93	1:21.06	1:20.83		

Lap Chart

EVENT 13 - CLASSIC RACER MAGAZINE CHAMPIONSHIP - RACE 24

Lap 1		Lap 2		Lap 3		Lap 4		Lap 5		Lap 6		Lap 7		Lap 8		Lap 9		Lap 10	
No	Time	No	Time	No	Time	No	Time	No	Time	No	Time	No	Time	No	Time	No	Time	No	Time
175	1:16.31	175	2:26.58	175	3:37.13	175	4:48.40	175	5:58.80	175	7:10.69	175	8:22.08	175	9:34.22				
138	1:18.74	138	2:30.50	138	3:42.63	138	4:54.39	138	6:06.64	138	7:18.92	139	8:24.15 *1	95	9:43.21				
71	1:20.24	95	2:34.18	95	3:45.61	95	4:57.21	95	6:08.77	95	7:19.86	154	8:25.41 *1	138	9:44.17				
95	1:21.40	71	2:35.37	71	3:50.17	71	5:05.16	71	6:20.58	71	7:35.44	138	8:30.94	139	9:44.25 *1				
257	1:23.89	257	2:39.05	257	3:53.19	257	5:08.22	257	6:22.66	257	7:37.66	95	8:31.21	154	9:46.34 *1				
260	1:25.02	260	2:40.99	260	3:56.74	260	5:13.38	260	6:30.33	260	7:47.03	71	8:50.23	71	10:05.61				
264	1:25.80	229	2:43.08	229	3:58.60	229	5:15.19	229	6:31.92	264	7:57.78	257	8:52.73	257	10:07.99				
229	1:25.96	264	2:43.19	264	4:00.71	264	5:19.40	264	6:37.85			260	9:04.75	260	10:22.85				
146	1:28.39	139	2:56.41	139	4:17.64	139	5:40.86	139	7:02.55			264	9:18.84	264	10:39.67				
154	1:33.02	154	2:57.40	154	4:19.49	154	5:41.91	154	7:04.02										
139	1:33.57																		

BRITISH HISTORIC RACING

EVENTS 2, 11 & 12

RESULT - RACE 25

PI	No	Evt	Name	Machine	Laps	Time	Behind	MPH	Best Lap on	MPH
1	60	12	Richard HAWKINS	Ducati MK III 349	8	9:36.15		74.98	1:09.68	8 77.50
2	169	12	David TETLEY	Ducati Desmo 349	8	9:55.89	19.74	72.50	1:12.71	6 74.27
3	81	12	Michael FOX	Ducati MK III 349	8	10:02.89	26.74	71.65	1:12.77	6 74.21
4	100	12	Andy HUNT	Ducati Steelcraft 250	8	10:04.48	28.33	71.47	1:14.22	6 72.76
5	234	12	David LINSDELL	Ducati Sebring 348	8	10:16.11	39.96	70.12	1:14.78	2 72.21
6	36	11	Ian SCUTT	BSA Bantam 125	8	10:26.30	50.15	68.98	1:16.17	2 70.89
7	233	11	Tom SNOW	BSA Bantam 175	8	10:50.22	1:14.07	66.44	1:19.43	5 67.98
8	248	12	Andrew PIGGOTT	Ducati Saxon 340	8	10:51.80	1:15.65	66.28	1:18.57	2 68.73
9	52	11	Robbie BROWN	BSA Bantam 183	7	9:53.50	1 Lap	63.69	1:22.74	6 65.26
10	259	12	Richard BOOL	Ducati MK I 250	7	9:54.31	1 Lap	63.60	1:22.09	7 65.78
11	223	11	Andrew FRASER	BSA Bantam 125	7	10:04.47	1 Lap	62.53	1:24.02	2 64.27
12	24	11	Joao QUINTANEIRO	BSA 175	7	10:11.34	1 Lap	61.83	1:24.23	3 64.11
13	150	11	Robert DUESBURY	BSA Bantam SS 175	7	10:12.95	1 Lap	61.67	1:24.77	5 63.70
14	73	11	Andrew MOULDEN	BSA Bantam 175	7	10:13.56	1 Lap	61.61	1:25.08	5 63.47
15	256	11	Nick BRAMLEY	BSA Bantam Superstock	7	10:14.45	1 Lap	61.52	1:25.66	5 63.04
16	297	2	Samuel PAGE	Velocette Mov 250	7	10:43.26	1 Lap	58.76	1:29.15	3 60.57
17	66	11	Matthew MOULDEN	BSA Bantam 125	6	10:39.92	2 Laps	50.63	1:42.38	3 52.74
18	210	11	Adam PLANE	BSA Bantam 186	6	11:19.85	2 Laps	47.66	1:48.19	2 49.91

Not-Classified

173	11	Michael POTTER	BSA Bantam 125	3	4:46.49	DNF	56.55	1:29.30	2 60.47
89	11	Andy SEED	BSA Bantam 175	2	3:16.67	DNF	54.91	1:32.71	2 58.25
17	12	Tony DAVIES	Ducati 450	1	1:25.44	DNF	63.20		0 0.00
33	11	Mike POWELL	BSA Bantam 125	1	1:26.36	DNF	62.53		0 0.00

Fastest Lap

60	12	Richard HAWKINS	Ducati MK III 349					1:09.68	8 77.50
----	----	-----------------	-------------------	--	--	--	--	---------	---------

Start Time : 12:47

Darley Moor

20 May 18 13:00

Clerk of Course :

Time Issued :

Chief Timekeeper : Graham Marshall

THESE RESULTS ARE PROVISIONAL UNTIL THE CONCLUSION OF ANY JUDICIAL AND TECHNICAL MATTERS

HS Sports Timing and Results Systems - Results and Lap Times at www.hssports.co.uk

BRITISH HISTORIC RACING

RESULT - RACE 25 - EVENT 11

PI	No	Evt	Name	Machine	Laps	Time	MPH	Best Lap on	MPH
1	36	11	Ian SCUTT	BSA Bantam 125	8	10:26.30	68.98	1:16.17	2 70.89
2	233	11	Tom SNOW	BSA Bantam 175	8	10:50.22	66.44	1:19.43	5 67.98
3	52	11	Robbie BROWN	BSA Bantam 183	7	9:53.50	63.69	1:22.74	6 65.26
4	223	11	Andrew FRASER	BSA Bantam 125	7	10:04.47	62.53	1:24.02	2 64.27
5	24	11	Joao QUINTANEIRO	BSA 175	7	10:11.34	61.83	1:24.23	3 64.11
6	150	11	Robert DUESBURY	BSA Bantam SS 175	7	10:12.95	61.67	1:24.77	5 63.70
7	73	11	Andrew MOULDEN	BSA Bantam 175	7	10:13.56	61.61	1:25.08	5 63.47
8	256	11	Nick BRAMLEY	BSA Bantam Superstock	7	10:14.45	61.52	1:25.66	5 63.04
9	66	11	Matthew MOULDEN	BSA Bantam 125	6	10:39.92	50.63	1:42.38	3 52.74
10	210	11	Adam PLANE	BSA Bantam 186	6	11:19.85	47.66	1:48.19	2 49.91

Not-Classified

173	11	Michael POTTER	BSA Bantam 125	3	4:46.49	DNF	56.55	1:29.30	2 60.47
89	11	Andy SEED	BSA Bantam 175	2	3:16.67	DNF	54.91	1:32.71	2 58.25
33	11	Mike POWELL	BSA Bantam 125	1	1:26.36	DNF	62.53		0 0.00

Fastest Lap

36	11	Ian SCUTT	BSA Bantam 125					1:16.17	2 70.89
----	----	-----------	----------------	--	--	--	--	---------	---------

Start Time : 12:47

Darley Moor

20 May 18 13:00

Clerk of Course :

Time Issued :

Chief Timekeeper : Graham Marshall

THESE RESULTS ARE PROVISIONAL UNTIL THE CONCLUSION OF ANY JUDICIAL AND TECHNICAL MATTERS

HS Sports Timing and Results Systems - Results and Lap Times at www.hssports.co.uk

BRITISH HISTORIC RACING

RESULT - RACE 25 - EVENT 12

PI	No	Evt	Name	Machine	Laps	Time	MPH	Best Lap on	MPH
1	60	12	Richard HAWKINS	Ducati MK III 349	8	9:36.15	74.98	1:09.68	8 77.50
2	169	12	David TETLEY	Ducati Desmo 349	8	9:55.89	72.50	1:12.71	6 74.27
3	81	12	Michael FOX	Ducati MK III 349	8	10:02.89	71.65	1:12.77	6 74.21
4	100	12	Andy HUNT	Ducati Steelcraft 250	8	10:04.48	71.47	1:14.22	6 72.76
5	234	12	David LINSDELL	Ducati Sebring 348	8	10:16.11	70.12	1:14.78	2 72.21
6	248	12	Andrew PIGGOTT	Ducati Saxon 340	8	10:51.80	66.28	1:18.57	2 68.73
7	259	12	Richard BOOL	Ducati MK I 250	7	9:54.31	63.60	1:22.09	7 65.78

Not-Classified

17	12	Tony DAVIES	Ducati 450	1	1:25.44	DNF	63.20	0	0.00
----	----	-------------	------------	---	---------	-----	-------	---	------

Fastest Lap

60	12	Richard HAWKINS	Ducati MK III 349				1:09.68	8	77.50
----	----	-----------------	-------------------	--	--	--	---------	---	-------

Start Time : 12:47

Darley Moor

20 May 18 13:00

Clerk of Course :

Time Issued :

Chief Timekeeper : Graham Marshall

THESE RESULTS ARE PROVISIONAL UNTIL THE CONCLUSION OF ANY JUDICIAL AND TECHNICAL MATTERS

HS Sports Timing and Results Systems - Results and Lap Times at www.hssports.co.uk



RESULT - RACE 25 - EVENT 2

Pl	No	Evt	Name	Machine	Laps	Time	MPH	Best Lap on	MPH
1	297	2	Samuel PAGE	Velocette Mov 250	7	10:43.26	58.76	1:29.15	3 60.57

Fastest Lap

297	2	Samuel PAGE	Velocette Mov 250	1:29.15	3	60.57
-----	---	-------------	-------------------	---------	---	-------

Start Time : 12:47

Darley Moor

20 May 18 13:00

Clerk of Course :

Time Issued :

Chief Timekeeper : Graham Marshall

THESE RESULTS ARE PROVISIONAL UNTIL THE CONCLUSION OF ANY JUDICIAL AND TECHNICAL MATTERS

HS Sports Timing and Results Systems - Results and Lap Times at www.hssports.co.uk

EVENTS 2, 11 & 12

LAP TIMES - RACE 25

17 Tony DAVIES

Lap	1	2	3	4	5	6	7	8	9	10
1	1:17.43									

24 Joao QUINTANEIRO

Lap	1	2	3	4	5	6	7	8	9	10
1	1:28.76	1:25.96	1:24.23	1:25.32	1:25.32	1:27.14	1:24.74			

33 Mike POWELL

Lap	1	2	3	4	5	6	7	8	9	10
1	1:18.36									

36 Ian SCUTT

Lap	1	2	3	4	5	6	7	8	9	10
1	1:17.98	1:16.17	1:16.24	1:16.40	1:16.45	1:17.34	1:17.58	1:20.39		

52 Robbie BROWN

Lap	1	2	3	4	5	6	7	8	9	10
1	1:25.62	1:23.52	1:22.92	1:23.58	1:23.18	1:22.74	1:23.07			

60 Richard HAWKINS

Lap	1	2	3	4	5	6	7	8	9	10
1	1:11.57	1:10.50	1:10.34	1:10.51	1:12.90	1:12.11	1:12.14	1:09.68		

66 Matthew MOULDEN

Lap	1	2	3	4	5	6	7	8	9	10
1	1:43.43	1:45.36	1:42.38	1:43.95	1:44.98	1:47.04				

73 Andrew MOULDEN

Lap	1	2	3	4	5	6	7	8	9	10
1	1:29.27	1:26.78	1:25.88	1:25.63	1:25.08	1:25.70	1:25.91			

81 Michael FOX

Lap	1	2	3	4	5	6	7	8	9	10
1	1:14.99	1:15.06	1:14.46	1:14.30	1:15.02	1:12.77	1:13.92	1:15.52		

89 Andy SEED

Lap	1	2	3	4	5	6	7	8	9	10
1	1:32.09	1:32.71								

100 Andy HUNT

Lap	1	2	3	4	5	6	7	8	9	10
1	1:14.98	1:14.90	1:14.63	1:14.33	1:15.19	1:14.22	1:14.66	1:14.81		

150 Robert DUESBURY

Lap	1	2	3	4	5	6	7	8	9	10
1	1:28.21	1:27.43	1:25.84	1:25.40	1:24.77	1:26.26	1:26.60			

169 David TETLEY

Lap	1	2	3	4	5	6	7	8	9	10
1	1:13.74	1:13.52	1:13.03	1:14.50	1:13.01	1:12.71	1:14.03	1:15.01		

173	Michael POTTER									
Lap	1	2	3	4	5	6	7	8	9	10
1	1:29.05	1:29.30	1:37.43							
210	Adam PLANE									
Lap	1	2	3	4	5	6	7	8	9	10
1	1:48.09	1:48.19	1:49.25	1:49.23	1:49.24	2:04.77				
223	Andrew FRASER									
Lap	1	2	3	4	5	6	7	8	9	10
1	1:25.42	1:24.02	1:24.43	1:24.97	1:25.02	1:25.28	1:25.52			
233	Tom SNOW									
Lap	1	2	3	4	5	6	7	8	9	10
1	1:20.44	1:19.75	1:20.18	1:20.35	1:19.43	1:19.50	1:20.61	1:21.27		
234	David LINSDELL									
Lap	1	2	3	4	5	6	7	8	9	10
1	1:15.98	1:14.78	1:14.82	1:17.05	1:15.54	1:15.91	1:17.44	1:17.58		
248	Andrew PIGGOTT									
Lap	1	2	3	4	5	6	7	8	9	10
1	1:19.17	1:18.57	1:19.01	1:20.03	1:22.05	1:21.07	1:22.00	1:22.49		
256	Nick BRAMLEY									
Lap	1	2	3	4	5	6	7	8	9	10
1	1:28.04	1:25.97	1:26.16	1:26.50	1:25.66	1:26.41	1:27.35			
259	Richard BOOL									
Lap	1	2	3	4	5	6	7	8	9	10
1	1:25.76	1:24.85	1:24.95	1:22.40	1:22.98	1:23.44	1:22.09			
297	Samuel PAGE									
Lap	1	2	3	4	5	6	7	8	9	10
1	1:31.45	1:29.63	1:29.15	1:29.88	1:29.89	1:29.88	1:33.63			

Lap Chart

EVENTS 2, 11 & 12 - RACE 25

Lap 1		Lap 2		Lap 3		Lap 4		Lap 5		Lap 6		Lap 7		Lap 8		Lap 9		Lap 10	
No	Time	No	Time	No	Time	No	Time	No	Time	No	Time	No	Time	No	Time	No	Time	No	Time
60	1:17.97	60	2:28.47	60	3:38.81	60	4:49.32	60	6:02.22	60	7:14.33	60	8:26.47	60	9:36.15				
169	1:20.08	169	2:33.60	66	3:41.57 *1	169	5:01.13	297	6:09.86 *1	24	7:19.46 *1	52	8:30.43 *1	52	9:53.50 *1				
100	1:21.74	100	2:36.64	169	3:46.63	100	5:05.60	169	6:14.14	150	7:20.09 *1	259	8:32.22 *1	259	9:54.31 *1				
81	1:21.84	81	2:36.90	210	3:47.36 *1	81	5:05.66	81	6:20.68	256	7:20.69 *1	223	8:38.95 *1	169	9:55.89				
234	1:22.99	234	2:37.77	100	3:51.27	234	5:09.64	100	6:20.79	73	7:21.95 *1	169	8:40.88	81	10:02.89				
17	1:25.44	36	2:41.90	81	3:51.36	36	5:14.54	234	6:25.18	210	7:25.84 *2	150	8:46.35 *1	223	10:04.47 *1				
36	1:25.73	248	2:45.15	234	3:52.59	66	5:23.95 *1	36	6:30.99	169	7:26.85	24	8:46.60 *1	100	10:04.48				
33	1:26.36	233	2:48.88	36	3:58.14	248	5:24.19	248	6:46.24	81	7:33.45	256	8:47.10 *1	24	10:11.34 *1				
248	1:26.58	52	2:58.01	248	4:04.16	233	5:29.41	233	6:48.84	100	7:35.01	81	8:47.37	150	10:12.95 *1				
233	1:29.13	259	2:58.45	233	4:09.06	210	5:36.61 *1	52	7:07.69	297	7:39.75 *1	73	8:47.65 *1	73	10:13.56 *1				
259	1:33.60	223	2:59.25	52	4:20.93	52	5:44.51	66	7:07.90 *1	234	7:41.09	100	8:49.67	256	10:14.45 *1				
52	1:34.49	256	3:02.37	259	4:23.40	259	5:45.80	259	7:08.78	36	7:48.33	66	8:52.88 *2	234	10:16.11				
223	1:35.23	150	3:04.08	223	4:23.68	223	5:48.65	223	7:13.67	248	8:07.31	234	8:58.53	36	10:26.30				
256	1:36.40	24	3:04.59	256	4:28.53	24	5:54.14			233	8:08.34	36	9:05.91	66	10:39.92 *2				
150	1:36.65	73	3:05.36	24	4:28.82	256	5:55.03					297	9:09.63 *1	297	10:43.26 *1				
73	1:38.58	173	3:09.06	150	4:29.92	150	5:55.32					210	9:15.08 *2	233	10:50.22				
24	1:38.63	297	3:10.83	73	4:31.24	73	5:56.87					233	9:28.95	248	10:51.80				
173	1:39.76	89	3:16.67	297	4:39.98							248	9:29.31	210	11:19.85 *2				
297	1:41.20			173	4:46.49														
89	1:43.96																		
66	1:56.21																		
210	1:59.17																		



ACU BRITISH SUPER SCOOTER CHAMPIONSHIP

RESULT - RACE 26

PI	No	Evt	Name	Machine	Laps	Time	Behind	MPH	Best Lap on	MPH
1	3	6a	Lee BAMBER	Gilera Runner 172	4	4:52.39		73.87	1:11.22	4 75.82
2	1	Op	Darren CONNEELY	Lambretta GP 265	4	4:53.67	1.28	73.55	1:10.97	3 76.09
3	69	6	Michael BONETT	Lambretta JB Tuning Ca	4	4:54.90	2.51	73.25	1:11.04	4 76.01
4	41	6	Stuart DAY	Lambretta GP 230	4	4:56.04	3.65	72.96	1:11.77	3 75.24
5	16	6	Chris GEYTON	Lambretta GP200	4	5:12.54	20.15	69.11	1:15.37	2 71.65
6	52	6a	John WOODS	Gilera Runner 179	4	5:22.91	30.52	66.89	1:18.21	3 69.04
7	97	6	Mark COOK	Lambretta 240	4	5:32.23	39.84	65.02	1:20.25	2 67.29
8	42	6	Cereth HOGNETS	Vespa 90SS 132	4	6:19.84	1:27.45	56.87	1:31.96	4 58.72

Not-Classified

5	6a	Warren WILKINSON	Gilera Runner 179	3	3:40.55	DNF	73.45	1:10.88	2 76.19
67	6	Danny LODER	Vespa Hornet 144	1	1:34.04	DNF	57.42		0 0.00
81	6	James LANCASTER	Lambretta Franspeed	0		Starter			

Fastest Lap

1	Op	Darren CONNEELY	Lambretta GP 265					1:10.97	3 76.09
---	----	-----------------	------------------	--	--	--	--	---------	---------

Start Time : 14:37

Darley Moor

20 May 18 14:44

Clerk of Course :

Time Issued :

Chief Timekeeper : Graham Marshall

THESE RESULTS ARE PROVISIONAL UNTIL THE CONCLUSION OF ANY JUDICIAL AND TECHNICAL MATTERS


HS Sports Timing and Results Systems - Results and Lap Times at www.hssports.co.uk

RACE GRID

ACU BRITISH SUPER SCOOTER CHAMPIONSHIP

RACES 15, 26 & 37

ROW 6		22		21		20	
ROW 5	19	42 HOGNETS 18	39 TURNER 17	67 LODER 16			
ROW 4		81 LANCASTER 15	97 COOK 14	6 MCKENZIE 12			
ROW 3	52 WOODS 11	28 WRIGHT 10	16 GEYTON 9	9 STURGESS 8			
ROW 2		101 PEACOCK 7	63 BRISTOW 6	41 DAY 5			
ROW 1	69 BONETT 4	5 WILKINSON 3	1 CONNEELY 2	3 BAMBER 1			
							POLE





ACU BRITISH SUPER SCOOTER CHAMPIONSHIP

RESULT - RACE 26 - EVENT 6

PI	No	Evt	Name	Machine	Laps	Time	MPH	Best Lap on	MPH
1	69	6	Michael BONETT	Lambretta JB Tuning Ca	4	4:54.90	73.25	1:11.04	4 76.01
2	41	6	Stuart DAY	Lambretta GP 230	4	4:56.04	72.96	1:11.77	3 75.24
3	16	6	Chris GEYTON	Lambretta GP200	4	5:12.54	69.11	1:15.37	2 71.65
4	97	6	Mark COOK	Lambretta 240	4	5:32.23	65.02	1:20.25	2 67.29
5	42	6	Cereth HOGNETS	Vespa 90SS 132	4	6:19.84	56.87	1:31.96	4 58.72

Not-Classified

67	6	Danny LODER	Vespa Hornet 144	1	1:34.04	DNF	57.42	0	0.00
81	6	James LANCASTER	Lambretta Franspeed	0		Starter			

Fastest Lap

69	6	Michael BONETT	Lambretta JB Tuning Ca				1:11.04	4	76.01
----	---	----------------	------------------------	--	--	--	---------	---	-------

Start Time : 14:37

Darley Moor

20 May 18 14:45

Clerk of Course :

Time Issued :

Chief Timekeeper : Graham Marshall

THESE RESULTS ARE PROVISIONAL UNTIL THE CONCLUSION OF ANY JUDICIAL AND TECHNICAL MATTERS

HS Sports Timing and Results Systems - Results and Lap Times at www.hssports.co.uk



ACU BRITISH SUPER SCOOTER CHAMPIONSHIP

RESULT - RACE 26 - EVENT 6a

Pl	No	Evt	Name	Machine	Laps	Time	MPH	Best Lap on	MPH
1	3	6a	Lee BAMBER	Gilera Runner 172	4	4:52.39	73.87	1:11.22	4 75.82
2	52	6a	John WOODS	Gilera Runner 179	4	5:22.91	66.89	1:18.21	3 69.04
<u>Not-Classified</u>									
	5	6a	Warren WILKINSON	Gilera Runner 179	3	3:40.55	DNF	73.45	1:10.88 2 76.19
<u>Fastest Lap</u>									
	5	6a	Warren WILKINSON	Gilera Runner 179				1:10.88	2 76.19

Start Time : 14:37

Darley Moor

20 May 18 14:45

Clerk of Course :

Time Issued :

Chief Timekeeper : Graham Marshall

THESE RESULTS ARE PROVISIONAL UNTIL THE CONCLUSION OF ANY JUDICIAL AND TECHNICAL MATTERS

HS Sports Timing and Results Systems - Results and Lap Times at www.hssports.co.uk



ACU BRITISH SUPER SCOOTER CHAMPIONSHIP

RESULT - RACE 26 - EVENT Op

PI	No	Evt	Name	Machine	Laps	Time	MPH	Best Lap on	MPH
1	1	Op	Darren CONNEELY	Lambretta GP 265	4	4:53.67	73.55	1:10.97	3 76.09

Fastest Lap

1	Op	Darren CONNEELY	Lambretta GP 265	1:10.97	3	76.09
---	----	-----------------	------------------	---------	---	-------

Start Time : 14:37

Darley Moor

20 May 18 14:45

Clerk of Course :

Time Issued :

Chief Timekeeper : Graham Marshall

THESE RESULTS ARE PROVISIONAL UNTIL THE CONCLUSION OF ANY JUDICIAL AND TECHNICAL MATTERS

HS Sports Timing and Results Systems - Results and Lap Times at www.hssports.co.uk

ACU BRITISH SUPER SCOOTER CHAMPIONSHIP

LAP TIMES - RACE 26

1	Darren CONNEELY									
Lap	1	2	3	4	5	6	7	8	9	10
1	1:12.38	1:12.57	1:10.97	1:11.44						

3	Lee BAMBER									
Lap	1	2	3	4	5	6	7	8	9	10
1	1:11.44	1:11.57	1:11.95	1:11.22						

5	Warren WILKINSON									
Lap	1	2	3	4	5	6	7	8	9	10
1	1:12.43	1:10.88	1:11.13							

16	Chris GEYTON									
Lap	1	2	3	4	5	6	7	8	9	10
1	1:16.16	1:15.37	1:16.59	1:17.32						

41	Stuart DAY									
Lap	1	2	3	4	5	6	7	8	9	10
1	1:12.97	1:12.38	1:11.77	1:12.46						

42	Cereth HOGNETS									
Lap	1	2	3	4	5	6	7	8	9	10
1	1:32.09	1:34.17	1:33.38	1:31.96						

52	John WOODS									
Lap	1	2	3	4	5	6	7	8	9	10
1	1:19.48	1:18.59	1:18.21	1:20.04						

67	Danny LODER									
Lap	1	2	3	4	5	6	7	8	9	10
1	1:25.07									

69	Michael BONETT									
Lap	1	2	3	4	5	6	7	8	9	10
1	1:13.38	1:11.94	1:11.96	1:11.04						

97	Mark COOK									
Lap	1	2	3	4	5	6	7	8	9	10
1	1:21.36	1:20.25	1:21.40	1:21.87						

Lap Chart

ACU BRITISH SUPER SCOOTER CHAMPIONSHIP - RACE 26

Lap 1		Lap 2		Lap 3		Lap 4		Lap 5		Lap 6		Lap 7		Lap 8		Lap 9		Lap 10	
No	Time	No	Time	No	Time	No	Time	No	Time	No	Time	No	Time	No	Time	No	Time	No	Time
3	1:17.65	3	2:29.22	5	3:40.55	3	4:52.39												
5	1:18.54	5	2:29.42	3	3:41.17	1	4:53.67												
1	1:18.69	1	2:31.26	1	3:42.23	69	4:54.90												
41	1:19.43	41	2:31.81	41	3:43.58	41	4:56.04												
69	1:19.96	69	2:31.90	69	3:43.86	16	5:12.54												
16	1:23.26	16	2:38.63	16	3:55.22	52	5:22.91												
52	1:26.07	52	2:44.66	52	4:02.87	97	5:32.23												
97	1:28.71	97	2:48.96	97	4:10.36	42	6:19.84												
67	1:34.04	42	3:14.50	42	4:47.88														
42	1:40.33																		

BRITISH HISTORIC RACING

EVENTS 6, 7 & 14

RESULT - RACE 27

PI	No	Evt	Name	Machine	Laps	Time	Behind	MPH	Best Lap on	MPH
1	84	14	Peter CARROLL	Honda CB500F	4	4:41.17		76.82	1:07.79	3 79.66
2	262	14	Daniel PRITCHARD	Suzuki T500	4	4:43.59	2.42	76.17	1:08.28	4 79.09
3	70	6	Ian BAIN	Norton CS1 520	4	4:44.71	3.54	75.87	1:08.72	2 78.58
4	81	7	Michael FOX	Seeley G50	4	4:51.59	10.42	74.08	1:10.52	3 76.57
5	239	7	Mike BEVAN	Seeley G50	4	4:54.19	13.02	73.42	1:10.78	3 76.29
6	100	7	Andy HUNT	Ducati Steelcraft 450	4	4:59.13	17.96	72.21	1:12.44	2 74.54
7	59	6	Jack HEBB	Norton Manx 499	4	5:05.40	24.23	70.73	1:13.82	4 73.15
8	234	7	David LINSDELL	Royal Enfield Bullet	4	5:05.46	24.29	70.71	1:13.22	4 73.75
9	140	14	Glynn NICHOLLS	Honda CB400N	4	5:14.12	32.95	68.76	1:15.82	2 71.22
10	227	14	Sarah MEASURES	Yamaha SR 498	4	5:22.36	41.19	67.01	1:18.12	3 69.12
11	87	14	Shaun MULLIGAN	Yamaha SR500	4	5:29.16	47.99	65.62	1:18.79	2 68.54
12	270	14	Kim HICKS	Yamaha SR500	4	5:32.68	51.51	64.93	1:20.84	2 66.80
13	242	6	Grant SELLARS	Velocette Venom 499	4	5:33.06	51.89	64.85	1:18.54	3 68.75
14	68	7	Keith RILEY	BSA B50	4	5:33.68	52.51	64.73	1:19.60	3 67.84
15	104	6	David BURRELL	Velocette Venom 500	4	5:36.89	55.72	64.12	1:19.97	4 67.53
16	263	14	Michael GATHER	Yamaha XS500	4	5:46.00	1:04.83	62.43	1:23.91	2 64.35

Not-Classified

108	14	Andrew WIDDOWSON	Suzuki GSX400F	2	2:37.65	DNF	68.51	1:14.46	2 72.52
24	14	Joao QUINTANEIRO	YAMAHA SR500	1	1:31.64	DNF	58.93		0 0.00

Fastest Lap

84	14	Peter CARROLL	Honda CB500F					1:07.79	3 79.66
----	----	---------------	--------------	--	--	--	--	---------	---------

Start Time : 14:48

Darley Moor

20 May 18 15:01

Clerk of Course :

Time Issued :

Chief Timekeeper : Graham Marshall

THESE RESULTS ARE PROVISIONAL UNTIL THE CONCLUSION OF ANY JUDICIAL AND TECHNICAL MATTERS

HS Sports Timing and Results Systems - Results and Lap Times at www.hssports.co.uk

BRITISH HISTORIC RACING

RESULT - RACE 27 - EVENT 14

PI	No	Evt	Name	Machine	Laps	Time	MPH	Best Lap on	MPH
1	84	14	Peter CARROLL	Honda CB500F	4	4:41.17	76.82	1:07.79	3 79.66
2	262	14	Daniel PRITCHARD	Suzuki T500	4	4:43.59	76.17	1:08.28	4 79.09
3	140	14	Glynn NICHOLLS	Honda CB400N	4	5:14.12	68.76	1:15.82	2 71.22
4	227	14	Sarah MEASURES	Yamaha SR 498	4	5:22.36	67.01	1:18.12	3 69.12
5	87	14	Shaun MULLIGAN	Yamaha SR500	4	5:29.16	65.62	1:18.79	2 68.54
6	270	14	Kim HICKS	Yamaha SR500	4	5:32.68	64.93	1:20.84	2 66.80
7	263	14	Michael GATHER	Yamaha XS500	4	5:46.00	62.43	1:23.91	2 64.35

Not-Classified

108	14	Andrew WIDDOWSON	Suzuki GSX400F	2	2:37.65	DNF	68.51	1:14.46	2 72.52
24	14	Joao QUINTANEIRO	YAMAHA SR500	1	1:31.64	DNF	58.93		0 0.00

Fastest Lap

84	14	Peter CARROLL	Honda CB500F				1:07.79	3	79.66
----	----	---------------	--------------	--	--	--	---------	---	-------

Start Time : 14:48

Darley Moor

20 May 18 15:01

Clerk of Course :

Time Issued :

Chief Timekeeper : Graham Marshall

THESE RESULTS ARE PROVISIONAL UNTIL THE CONCLUSION OF ANY JUDICIAL AND TECHNICAL MATTERS

HS Sports Timing and Results Systems - Results and Lap Times at www.hssports.co.uk

BRITISH HISTORIC RACING

RESULT - RACE 27 - EVENT 6

Pl	No	Evt	Name	Machine	Laps	Time	MPH	Best Lap on	MPH
1	70	6	Ian BAIN	Norton CS1 520	4	4:44.71	75.87	1:08.72	2 78.58
2	59	6	Jack HEBB	Norton Manx 499	4	5:05.40	70.73	1:13.82	4 73.15
3	242	6	Grant SELLARS	Velocette Venom 499	4	5:33.06	64.85	1:18.54	3 68.75
4	104	6	David BURRELL	Velocette Venom 500	4	5:36.89	64.12	1:19.97	4 67.53

Fastest Lap

70 6 Ian BAIN Norton CS1 520 1:08.72 2 78.58

Start Time : 14:48

Darley Moor

20 May 18 15:01

Clerk of Course :

Time Issued :

Chief Timekeeper : Graham Marshall

THESE RESULTS ARE PROVISIONAL UNTIL THE CONCLUSION OF ANY JUDICIAL AND TECHNICAL MATTERS

HS Sports Timing and Results Systems - Results and Lap Times at www.hssports.co.uk

BRITISH HISTORIC RACING

RESULT - RACE 27 - EVENT 7

Pl	No	Evt	Name	Machine	Laps	Time	MPH	Best Lap on	MPH
1	81	7	Michael FOX	Seeley G50	4	4:51.59	74.08	1:10.52	3 76.57
2	239	7	Mike BEVAN	Seeley G50	4	4:54.19	73.42	1:10.78	3 76.29
3	100	7	Andy HUNT	Ducati Steelcraft 450	4	4:59.13	72.21	1:12.44	2 74.54
4	234	7	David LINSDELL	Royal Enfield Bullet	4	5:05.46	70.71	1:13.22	4 73.75
5	68	7	Keith RILEY	BSA B50	4	5:33.68	64.73	1:19.60	3 67.84

Fastest Lap

81	7	Michael FOX	Seeley G50	1:10.52	3	76.57
----	---	-------------	------------	---------	---	-------

Start Time : 14:48

Darley Moor

20 May 18 15:01

Clerk of Course :

Time Issued :

Chief Timekeeper : Graham Marshall

THESE RESULTS ARE PROVISIONAL UNTIL THE CONCLUSION OF ANY JUDICIAL AND TECHNICAL MATTERS

HS Sports Timing and Results Systems - Results and Lap Times at www.hssports.co.uk

EVENTS 6, 7 & 14

LAP TIMES - RACE 27

24	Joao QUINTANEIRO										
	Lap	1	2	3	4	5	6	7	8	9	10
	1	1:24.09									
59	Jack HEBB										
	Lap	1	2	3	4	5	6	7	8	9	10
	1	1:15.44	1:14.90	1:14.67	1:13.82						
68	Keith RILEY										
	Lap	1	2	3	4	5	6	7	8	9	10
	1	1:24.11	1:20.33	1:19.60	1:21.79						
70	Ian BAIN										
	Lap	1	2	3	4	5	6	7	8	9	10
	1	1:10.97	1:08.72	1:09.28	1:09.62						
81	Michael FOX										
	Lap	1	2	3	4	5	6	7	8	9	10
	1	1:12.33	1:10.69	1:10.52	1:10.92						
84	Peter CARROLL										
	Lap	1	2	3	4	5	6	7	8	9	10
	1	1:11.21	1:08.38	1:07.79	1:07.81						
87	Shaun MULLIGAN										
	Lap	1	2	3	4	5	6	7	8	9	10
	1	1:23.36	1:18.79	1:19.81	1:19.24						
100	Andy HUNT										
	Lap	1	2	3	4	5	6	7	8	9	10
	1	1:13.77	1:12.44	1:12.55	1:13.97						
104	David BURRELL										
	Lap	1	2	3	4	5	6	7	8	9	10
	1	1:26.55	1:21.54	1:20.49	1:19.97						
108	Andrew WIDDOWSON										
	Lap	1	2	3	4	5	6	7	8	9	10
	1	1:16.46	1:14.46								
140	Glynn NICHOLLS										
	Lap	1	2	3	4	5	6	7	8	9	10
	1	1:18.32	1:15.82	1:15.93	1:16.85						
227	Sarah MEASURES										
	Lap	1	2	3	4	5	6	7	8	9	10
	1	1:19.35	1:18.52	1:18.12	1:19.09						
234	David LINSELL										
	Lap	1	2	3	4	5	6	7	8	9	10
	1	1:15.69	1:14.35	1:14.82	1:13.22						

239 Mike BEVAN

Lap	1	2	3	4	5	6	7	8	9	10
1	1:13.99	1:11.59	1:10.78	1:11.41						

242 Grant SELLARS

Lap	1	2	3	4	5	6	7	8	9	10
1	1:25.64	1:19.85	1:18.54	1:21.00						

262 Daniel PRITCHARD

Lap	1	2	3	4	5	6	7	8	9	10
1	1:11.32	1:08.54	1:09.27	1:08.28						

263 Michael GATHER

Lap	1	2	3	4	5	6	7	8	9	10
1	1:25.25	1:23.91	1:24.15	1:24.45						

270 Kim HICKS

Lap	1	2	3	4	5	6	7	8	9	10
1	1:20.81	1:20.84	1:22.20	1:21.38						

Lap Chart

EVENTS 6, 7 & 14 - RACE 27

Lap 1		Lap 2		Lap 3		Lap 4		Lap 5		Lap 6		Lap 7		Lap 8		Lap 9		Lap 10	
No	Time	No	Time	No	Time	No	Time	No	Time	No	Time	No	Time	No	Time	No	Time	No	Time
70	1:17.09	84	2:25.57	84	3:33.36	84	4:41.17												
84	1:17.19	70	2:25.81	70	3:35.09	262	4:43.59												
262	1:17.50	262	2:26.04	262	3:35.31	70	4:44.71												
81	1:19.46	81	2:30.15	81	3:40.67	81	4:51.59												
100	1:20.17	239	2:32.00	239	3:42.78	239	4:54.19												
239	1:20.41	100	2:32.61	100	3:45.16	100	4:59.13												
59	1:22.01	59	2:36.91	59	3:51.58	59	5:05.40												
234	1:23.07	234	2:37.42	234	3:52.24	234	5:05.46												
108	1:23.19	108	2:37.65	140	3:57.27	140	5:14.12												
140	1:25.52	140	2:41.34	227	4:03.27	227	5:22.36												
227	1:26.63	227	2:45.15	87	4:09.92	87	5:29.16												
270	1:28.26	270	2:49.10	270	4:11.30	270	5:32.68												
87	1:31.32	87	2:50.11	68	4:11.89	242	5:33.06												
24	1:31.64	68	2:52.29	242	4:12.06	68	5:33.68												
68	1:31.96	242	2:53.52	104	4:16.92	104	5:36.89												
263	1:33.49	104	2:56.43	263	4:21.55	263	5:46.00												
242	1:33.67	263	2:57.40																
104	1:34.89																		

BRITISH HISTORIC RACING

EVENTS 15, 16, 17 & 23A

RESULT - RACE 28

PI	No	Evt	Name	Machine	Laps	Time	Behind	MPH	Best Lap on	MPH
1	128	17	HORTON / BUXTON	Wintech Suzuki 1100	4	4:53.34		73.63	1:10.98	3 76.08
2	147	17	LISSAMAN/ LEETON	JPR Moorespeed	4	5:04.13	10.79	71.02	1:14.07	2 72.90
3	187	17	ABRAHAMS/ ABRAHAMS	Vincent Rapide 998	4	5:11.18	17.84	69.41	1:15.51	3 71.51
4	46	17	BIBBY/ HEANEY	Morgan Racing 1208	4	5:11.73	18.39	69.29	1:14.26	2 72.72
5	73	17	CRAWFORD/ BAXTER	SDD Imp 1040	4	5:42.42	49.08	63.08	1:20.79	2 66.84
6	4	16	BLEACH/ DAWS	Norton Ducker Lynx	4	5:49.36	56.02	61.83	1:23.06	4 65.01
7	29	16	POPE/ CHRISTOPHER	BMW R75 750	4	5:52.85	59.51	61.22	1:24.07	4 64.23
8	27	17	HUTCHINSON/ MILLINGTON	Berkley T60 1293	4	5:55.95	1:02.61	60.68	1:26.39	4 62.51
9	656	23a	DAVENPORT/ DAVENPORT	Aprilia RS 125	4	5:56.34	1:03.00	60.62	1:26.46	2 62.46

Fastest Lap

128 17 HORTON / BUXTON Wintech Suzuki 1100 1:10.98 3 76.08

Start Time : 14:59

Darley Moor

20 May 18 15:06

Clerk of Course :

Time Issued :

Chief Timekeeper : Graham Marshall

THESE RESULTS ARE PROVISIONAL UNTIL THE CONCLUSION OF ANY JUDICIAL AND TECHNICAL MATTERS

HS Sports Timing and Results Systems - Results and Lap Times at www.hssports.co.uk

BRITISH HISTORIC RACING

RESULT - RACE 28 - EVENT 16

PI	No	Evt	Name	Machine	Laps	Time	MPH	Best Lap on	MPH
1	4	16	BLEACH/ DAWS	Norton Ducker Lynx	4	5:49.36	61.83	1:23.06	4 65.01
2	29	16	POPE/ CHRISTOPHER	BMW R75 750	4	5:52.85	61.22	1:24.07	4 64.23

Fastest Lap

4	16	BLEACH/ DAWS	Norton Ducker Lynx	1:23.06	4	65.01
---	----	--------------	--------------------	---------	---	-------

Start Time : 14:59

Darley Moor

20 May 18 15:06

Clerk of Course :

Time Issued :

Chief Timekeeper : Graham Marshall

THESE RESULTS ARE PROVISIONAL UNTIL THE CONCLUSION OF ANY JUDICIAL AND TECHNICAL MATTERS

HS Sports Timing and Results Systems - Results and Lap Times at www.hssports.co.uk

BRITISH HISTORIC RACING

RESULT - RACE 28 - EVENT 17

Pl	No	Evt	Name	Machine	Laps	Time	MPH	Best Lap on	MPH
1	128	17	HORTON / BUXTON	Wintech Suzuki 1100	4	4:53.34	73.63	1:10.98	3 76.08
2	147	17	LISSAMAN/ LEETON	JPR Moorespeed	4	5:04.13	71.02	1:14.07	2 72.90
3	187	17	ABRAHAMS/ ABRAHAMS	Vincent Rapide 998	4	5:11.18	69.41	1:15.51	3 71.51
4	46	17	BIBBY/ HEANEY	Morgan Racing 1208	4	5:11.73	69.29	1:14.26	2 72.72
5	73	17	CRAWFORD/ BAXTER	SDD Imp 1040	4	5:42.42	63.08	1:20.79	2 66.84
6	27	17	HUTCHINSON/ MILLINGTON	Berkley T60 1293	4	5:55.95	60.68	1:26.39	4 62.51

Fastest Lap

128	17	HORTON / BUXTON	Wintech Suzuki 1100	1:10.98	3	76.08
-----	----	-----------------	---------------------	---------	---	-------

Start Time : 14:59

Darley Moor

20 May 18 15:06

Clerk of Course :

Time Issued :

Chief Timekeeper : Graham Marshall

THESE RESULTS ARE PROVISIONAL UNTIL THE CONCLUSION OF ANY JUDICIAL AND TECHNICAL MATTERS

HS Sports Timing and Results Systems - Results and Lap Times at www.hssports.co.uk



RESULT - RACE 28 - EVENT 23a

PI	No	Evt	Name	Machine	Laps	Time	MPH	Best Lap on	MPH
1	656	23a	DAVENPORT/ DAVENPORT	Aprilia RS 125	4	5:56.34	60.62	1:26.46	2 62.46

Fastest Lap

656	23a	DAVENPORT/ DAVENPORT	Aprilia RS 125	1:26.46	2	62.46
-----	-----	----------------------	----------------	---------	---	-------

Start Time : 14:59

Darley Moor

20 May 18 15:06

Clerk of Course :

Time Issued :

Chief Timekeeper : Graham Marshall

THESE RESULTS ARE PROVISIONAL UNTIL THE CONCLUSION OF ANY JUDICIAL AND TECHNICAL MATTERS

HS Sports Timing and Results Systems - Results and Lap Times at www.hssports.co.uk

EVENTS 15, 16, 17 & 23A

LAP TIMES - RACE 28

4	BLEACH/ DAWS										
	Lap	1	2	3	4	5	6	7	8	9	10
	1	1:27.62	1:24.66	1:25.09	1:23.06						

27	HUTCHINSON/ MILLINGTON										
	Lap	1	2	3	4	5	6	7	8	9	10
	1	1:26.16	1:27.23	1:28.35	1:26.39						

29	POPE/ CHRISTOPHER										
	Lap	1	2	3	4	5	6	7	8	9	10
	1	1:26.43	1:27.24	1:26.74	1:24.07						

46	BIBBY/ HEANEY										
	Lap	1	2	3	4	5	6	7	8	9	10
	1	1:16.02	1:14.26	1:15.79	1:17.19						

73	CRAWFORD/ BAXTER										
	Lap	1	2	3	4	5	6	7	8	9	10
	1	1:22.33	1:20.79	1:22.29	1:26.43						

128	HORTON / BUXTON										
	Lap	1	2	3	4	5	6	7	8	9	10
	1	1:12.41	1:10.99	1:10.98	1:11.43						

147	LISSAMAN/ LEETON										
	Lap	1	2	3	4	5	6	7	8	9	10
	1	1:14.99	1:14.07	1:14.34	1:14.18						

187	ABRAHAMS/ ABRAHAMS										
	Lap	1	2	3	4	5	6	7	8	9	10
	1	1:16.29	1:15.55	1:15.51	1:17.12						

656	DAVENPORT/ DAVENPORT										
	Lap	1	2	3	4	5	6	7	8	9	10
	1	1:27.93	1:26.46	1:27.00	1:26.50						

Lap Chart

EVENTS 15, 16, 17 & 23A - RACE 28

Lap 1		Lap 2		Lap 3		Lap 4		Lap 5		Lap 6		Lap 7		Lap 8		Lap 9		Lap 10	
No	Time	No	Time	No	Time	No	Time	No	Time	No	Time	No	Time	No	Time	No	Time	No	Time
128	1:19.94	128	2:30.93	128	3:41.91	128	4:53.34												
147	1:21.54	147	2:35.61	147	3:49.95	147	5:04.13												
187	1:23.00	187	2:38.55	187	3:54.06	187	5:11.18												
46	1:24.49	46	2:38.75	46	3:54.54	46	5:11.73												
73	1:32.91	73	2:53.70	73	4:15.99	73	5:42.42												
27	1:33.98	4	3:01.21	4	4:26.30	4	5:49.36												
29	1:34.80	27	3:01.21	29	4:28.78	29	5:52.85												
656	1:36.38	29	3:02.04	27	4:29.56	27	5:55.95												
4	1:36.55	656	3:02.84	656	4:29.84	656	5:56.34												

BRITISH HISTORIC RACING

EVENTS 1, 3 & 14

RESULT - RACE 29

PI	No	Evt	Name	Machine	Laps	Time	Behind	MPH	Best Lap on	MPH
1	70	1	Ian BAIN	Norton CS1 520	4	4:58.33		72.40	1:12.26	3 74.73
2	100	3	Andy HUNT	Ducati Steelcraft 250	4	5:07.95	9.62	70.14	1:14.71	2 72.28
3	56	3	Matthew HEBB	Ducati MK III 250	4	5:09.23	10.90	69.85	1:15.00	2 72.00
4	47	1	Mervyn STRATFORD	Rudge 249	4	5:24.84	26.51	66.49	1:18.18	2 69.07
5	146	3	Colin WESTERN	Benelli 250 2C	4	5:30.16	31.83	65.42	1:19.72	2 67.74
6	248	3	Andrew PIGGOTT	Ducati MK III 250	4	5:43.56	45.23	62.87	1:22.36	2 65.57
7	297	1	Samuel PAGE	Velocette Mac 350	4	5:46.02	47.69	62.42	1:23.36	4 64.78
8	68	1	Keith RILEY	Velocette KSS 348	4	5:46.28	47.95	62.38	1:22.99	4 65.07

Fastest Lap

70	1	Ian BAIN	Norton CS1 520					1:12.26	3	74.73
----	---	----------	----------------	--	--	--	--	---------	---	-------

Start Time : 15:11

Darley Moor

20 May 18 15:17

Clerk of Course :

Time Issued :

Chief Timekeeper : Graham Marshall

THESE RESULTS ARE PROVISIONAL UNTIL THE CONCLUSION OF ANY JUDICIAL AND TECHNICAL MATTERS

HS Sports Timing and Results Systems - Results and Lap Times at www.hssports.co.uk

BRITISH HISTORIC RACING

RESULT - RACE 29 - EVENT 1

Pl	No	Evt	Name	Machine	Laps	Time	MPH	Best Lap on	MPH
1	70	1	Ian BAIN	Norton CS1 520	4	4:58.33	72.40	1:12.26	3 74.73
2	47	1	Mervyn STRATFORD	Rudge 249	4	5:24.84	66.49	1:18.18	2 69.07
3	297	1	Samuel PAGE	Velocette Mac 350	4	5:46.02	62.42	1:23.36	4 64.78
4	68	1	Keith RILEY	Velocette KSS 348	4	5:46.28	62.38	1:22.99	4 65.07

Fastest Lap

70	1	Ian BAIN	Norton CS1 520	1:12.26	3	74.73
----	---	----------	----------------	---------	---	-------

Start Time : 15:11

Darley Moor

20 May 18 15:18

Clerk of Course :

Time Issued :

Chief Timekeeper : Graham Marshall

THESE RESULTS ARE PROVISIONAL UNTIL THE CONCLUSION OF ANY JUDICIAL AND TECHNICAL MATTERS

HS Sports Timing and Results Systems - Results and Lap Times at www.hssports.co.uk

BRITISH HISTORIC RACING

RESULT - RACE 29 - EVENT 3

Pl	No	Evt	Name	Machine	Laps	Time	MPH	Best Lap on	MPH
1	100	3	Andy HUNT	Ducati Steelcraft 250	4	5:07.95	70.14	1:14.71	2 72.28
2	56	3	Matthew HEBB	Ducati MK III 250	4	5:09.23	69.85	1:15.00	2 72.00
3	146	3	Colin WESTERN	Benelli 250 2C	4	5:30.16	65.42	1:19.72	2 67.74
4	248	3	Andrew PIGGOTT	Ducati MK III 250	4	5:43.56	62.87	1:22.36	2 65.57

Fastest Lap

100	3	Andy HUNT	Ducati Steelcraft 250	1:14.71	2	72.28
-----	---	-----------	-----------------------	---------	---	-------

Start Time : 15:11

Darley Moor

20 May 18 15:18

Clerk of Course :

Time Issued :

Chief Timekeeper : Graham Marshall

THESE RESULTS ARE PROVISIONAL UNTIL THE CONCLUSION OF ANY JUDICIAL AND TECHNICAL MATTERS

HS Sports Timing and Results Systems - Results and Lap Times at www.hssports.co.uk

EVENTS 1, 3 & 14

LAP TIMES - RACE 29

47 Mervyn STRATFORD

Lap	1	2	3	4	5	6	7	8	9	10
1	1:20.68	1:18.18	1:19.03	1:18.89						

56 Matthew HEBB

Lap	1	2	3	4	5	6	7	8	9	10
1	1:15.93	1:15.00	1:15.74	1:15.19						

68 Keith RILEY

Lap	1	2	3	4	5	6	7	8	9	10
1	1:25.72	1:24.58	1:24.30	1:22.99						

70 Ian BAIN

Lap	1	2	3	4	5	6	7	8	9	10
1	1:13.58	1:13.29	1:12.26	1:12.66						

100 Andy HUNT

Lap	1	2	3	4	5	6	7	8	9	10
1	1:16.29	1:14.71	1:15.42	1:14.90						

146 Colin WESTERN

Lap	1	2	3	4	5	6	7	8	9	10
1	1:22.64	1:19.72	1:20.02	1:19.98						

248 Andrew PIGGOTT

Lap	1	2	3	4	5	6	7	8	9	10
1	1:22.61	1:22.36	1:24.53	1:26.53						

297 Samuel PAGE

Lap	1	2	3	4	5	6	7	8	9	10
1	1:25.75	1:24.94	1:23.92	1:23.36						

Lap Chart

EVENTS 1, 3 & 14 - RACE 29

Lap 1		Lap 2		Lap 3		Lap 4		Lap 5		Lap 6		Lap 7		Lap 8		Lap 9		Lap 10	
No	Time	No	Time	No	Time	No	Time	No	Time	No	Time	No	Time	No	Time	No	Time	No	Time
70	1:20.12	70	2:33.41	70	3:45.67	70	4:58.33												
100	1:22.92	100	2:37.63	100	3:53.05	100	5:07.95												
56	1:23.30	56	2:38.30	56	3:54.04	56	5:09.23												
47	1:28.74	47	2:46.92	47	4:05.95	47	5:24.84												
248	1:30.14	146	2:50.16	146	4:10.18	146	5:30.16												
146	1:30.44	248	2:52.50	248	4:17.03	248	5:43.56												
297	1:33.80	297	2:58.74	297	4:22.66	297	5:46.02												
68	1:34.41	68	2:58.99	68	4:23.29	68	5:46.28												



EVENT 50 - BONHAMS AUCTIONEERS CHAMPIONSHIP

RESULT - RACE 30

PI	No	Evt	Name	Machine	Laps	Time	Behind	MPH	Best Lap on	MPH
1	95	50	Richard ALDOUS	Triumph Trident 750	4	4:56.72		72.80	1:11.39	2 75.64
2	138	50	Mike KEMP	Norton Atlas 745	4	5:00.89	4.17	71.79	1:12.76	2 74.22
3	257	50	Richard STUBBS	BMW R100 RS	4	5:08.48	11.76	70.02	1:14.38	2 72.60
4	264	50	Nic POWELL	Moto Guzzi 750 744	4	5:21.59	24.87	67.17	1:17.58	2 69.61
5	260	50	Richard HAWKSWORTH	Triumph Bonneville	4	5:26.35	29.63	66.19	1:19.06	2 68.30
6	87	50	Shaun MULLIGAN	Yamaha SR500	4	5:28.03	31.31	65.85	1:19.43	4 67.98
7	71	50	Garry HIRONS	Norton Interpol 2	4	5:30.77	34.05	65.30	1:20.93	3 66.72
8	270	50	Kim HICKS	Yamaha SR500	4	5:37.89	41.17	63.93	1:21.54	2 66.23
9	263	50	Michael GATHER	Yamaha XS500	4	5:38.52	41.80	63.81	1:21.97	2 65.88

Fastest Lap

95 50 Richard ALDOUS Triumph Trident 750 1:11.39 2 75.64

Start Time : 15:21

Darley Moor

20 May 18 15:28

Clerk of Course :

Time Issued :

Chief Timekeeper : Graham Marshall

THESE RESULTS ARE PROVISIONAL UNTIL THE CONCLUSION OF ANY JUDICIAL AND TECHNICAL MATTERS

HS Sports Timing and Results Systems - Results and Lap Times at www.hssports.co.uk

EVENT 50 - BONHAMS AUCTIONEERS CHAMPIONSHIP

LAP TIMES - RACE 30

71	Garry HIRONS										
	Lap	1	2	3	4	5	6	7	8	9	10
	1	1:18.40	1:23.18	1:20.93	1:22.20						

87	Shaun MULLIGAN										
	Lap	1	2	3	4	5	6	7	8	9	10
	1	1:20.28	1:19.97	1:21.32	1:19.43						

95	Richard ALDOUS										
	Lap	1	2	3	4	5	6	7	8	9	10
	1	1:13.04	1:11.39	1:12.14	1:13.07						

138	Mike KEMP										
	Lap	1	2	3	4	5	6	7	8	9	10
	1	1:14.96	1:12.76	1:13.25	1:13.03						

257	Richard STUBBS										
	Lap	1	2	3	4	5	6	7	8	9	10
	1	1:16.65	1:14.38	1:15.08	1:15.77						

260	Richard HAWKSWORTH										
	Lap	1	2	3	4	5	6	7	8	9	10
	1	1:20.72	1:19.06	1:19.34	1:19.72						

263	Michael GATHER										
	Lap	1	2	3	4	5	6	7	8	9	10
	1	1:24.32	1:21.97	1:22.39	1:22.04						

264	Nic POWELL										
	Lap	1	2	3	4	5	6	7	8	9	10
	1	1:18.29	1:17.58	1:20.23	1:19.11						

270	Kim HICKS										
	Lap	1	2	3	4	5	6	7	8	9	10
	1	1:21.32	1:21.54	1:22.36	1:25.40						

Lap Chart

EVENT 50 - BONHAMS AUCTIONEERS CHAMPIONSHIP - RACE 30

Lap 1		Lap 2		Lap 3		Lap 4		Lap 5		Lap 6		Lap 7		Lap 8		Lap 9		Lap 10	
No	Time	No	Time	No	Time	No	Time	No	Time	No	Time	No	Time	No	Time	No	Time	No	Time
95	1:20.12	95	2:31.51	95	3:43.65	95	4:56.72												
138	1:21.85	138	2:34.61	138	3:47.86	138	5:00.89												
257	1:23.25	257	2:37.63	257	3:52.71	257	5:08.48												
71	1:24.46	264	2:42.25	264	4:02.48	264	5:21.59												
264	1:24.67	87	2:47.28	260	4:06.63	260	5:26.35												
87	1:27.31	260	2:47.29	71	4:08.57	87	5:28.03												
260	1:28.23	71	2:47.64	87	4:08.60	71	5:30.77												
270	1:28.59	270	2:50.13	270	4:12.49	270	5:37.89												
263	1:32.12	263	2:54.09	263	4:16.48	263	5:38.52												



EVENTS 8, 9, 10, 14, 22 & 32

RESULT - RACE 31

PI	No	Evt	Name	Machine	Laps	Time	Behind	MPH	Best Lap on	MPH
1	210	32	Matt GOODFIELD	Honda VFRC (RC24)	4	4:46.71		75.34	1:09.10	2 78.15
2	75	22	James LUCK	Supermono Tigcraft KTM	4	4:46.94	0.23	75.28	1:08.99	2 78.27
3	3	22	Benjamin HEATON	Tigercraft KTM 690 LC4	4	4:49.91	3.20	74.51	1:08.28	4 79.09
4	263	32	Kevin JONES	Yamaha FX750	4	4:52.67	5.96	73.80	1:08.59	2 78.73
5	159	14	Jack HEBB	Honda CB500/4	4	5:03.74	17.03	71.11	1:13.15	2 73.82
6	138	10	Mike KEMP	Norton Atlas 745	4	5:03.83	17.12	71.09	1:12.62	2 74.36
7	153	22	John CHRISTOPHER	Harris/Jusaberg 640	4	5:04.49	17.78	70.94	1:13.06	4 73.91
8	229	9	Robert BEVAN	Triumph T110 650	4	5:19.96	33.25	67.51	1:17.03	4 70.10
9	143	14	Stefan DILLEY	Honda CB 350	4	5:21.58	34.87	67.17	1:17.35	3 69.81
10	264	32	Nic POWELL	Moto Guzzi 750 744	4	5:21.59	34.88	67.17	1:17.95	2 69.28
11	260	10	Richard HAWKSWORTH	Triumph Bonneville	4	5:26.75	40.04	66.11	1:18.19	2 69.06
12	257	32	Gareth SHELLAM	Suzuki GSX750	4	5:29.21	42.50	65.61	1:18.95	2 68.40

Not-Classified

246	32	Stu POULTON	Yamaha 350 YPVS	3	3:42.60	DNF	72.78	1:10.38	2 76.73
216	32	Alex GILFILLAN	Suzuki GSX1100	1	1:13.64	DNF	73.33		0 0.00

Fastest Lap

3	22	Benjamin HEATON	Tigercraft KTM 690 LC4					1:08.28	4 79.09
---	----	-----------------	------------------------	--	--	--	--	---------	---------

No 263 - Time Includes 10s Penalty for JUMP START

Start Time : 15:44

Darley Moor

20 May 18 15:51

Clerk of Course :

Time Issued :

Chief Timekeeper : Graham Marshall

THESE RESULTS ARE PROVISIONAL UNTIL THE CONCLUSION OF ANY JUDICIAL AND TECHNICAL MATTERS

HS Sports Timing and Results Systems - Results and Lap Times at www.hssports.co.uk

BRITISH HISTORIC RACING

RESULT - RACE 31 - EVENT 10

Pl	No	Evt	Name	Machine	Laps	Time	MPH	Best Lap on	MPH
1	138	10	Mike KEMP	Norton Atlas 745	4	5:03.83	71.09	1:12.62	2 74.36
2	260	10	Richard HAWKSWORTH	Triumph Bonneville	4	5:26.75	66.11	1:18.19	2 69.06

Fastest Lap

138 10 Mike KEMP Norton Atlas 745 1:12.62 2 74.36

No 263 - Time Includes 10s Penalty for JUMP START

Start Time : 15:44

Darley Moor

20 May 18 15:51

Clerk of Course :

Time Issued :

Chief Timekeeper : Graham Marshall

THESE RESULTS ARE PROVISIONAL UNTIL THE CONCLUSION OF ANY JUDICIAL AND TECHNICAL MATTERS

HS Sports Timing and Results Systems - Results and Lap Times at www.hssports.co.uk

BRITISH HISTORIC RACING

RESULT - RACE 31 - EVENT 14

Pl	No	Evt	Name	Machine	Laps	Time	MPH	Best Lap on	MPH
1	159	14	Jack HEBB	Honda CB500/4	4	5:03.74	71.11	1:13.15	2 73.82
2	143	14	Stefan DILLEY	Honda CB 350	4	5:21.58	67.17	1:17.35	3 69.81

Fastest Lap

159 14 Jack HEBB Honda CB500/4 1:13.15 2 73.82

No 263 - Time Includes 10s Penalty for JUMP START

Start Time : 15:44

Darley Moor

20 May 18 15:51

Clerk of Course :

Time Issued :

Chief Timekeeper : Graham Marshall

THESE RESULTS ARE PROVISIONAL UNTIL THE CONCLUSION OF ANY JUDICIAL AND TECHNICAL MATTERS

HS Sports Timing and Results Systems - Results and Lap Times at www.hssports.co.uk



RESULT - RACE 31 - EVENT 22

PI	No	Evt	Name	Machine	Laps	Time	MPH	Best Lap on	MPH
1	75	22	James LUCK	Supermono Tigcraft KTM	4	4:46.94	75.28	1:08.99	2 78.27
2	3	22	Benjamin HEATON	Tigercraft KTM 690 LC4	4	4:49.91	74.51	1:08.28	4 79.09
3	153	22	John CHRISTOPHER	Harris/Jusaberg 640	4	5:04.49	70.94	1:13.06	4 73.91

Fastest Lap

3 22 Benjamin HEATON Tigercraft KTM 690 LC4 1:08.28 4 79.09

No 263 - Time Includes 10s Penalty for JUMP START

Start Time : 15:44

Darley Moor

20 May 18 15:51

Clerk of Course :

Time Issued :

Chief Timekeeper : Graham Marshall

THESE RESULTS ARE PROVISIONAL UNTIL THE CONCLUSION OF ANY JUDICIAL AND TECHNICAL MATTERS

HS Sports Timing and Results Systems - Results and Lap Times at www.hssports.co.uk

BRITISH HISTORIC RACING

RESULT - RACE 31 - EVENT 32

Pl	No	Evt	Name	Machine	Laps	Time	MPH	Best Lap on	MPH
1	210	32	Matt GOODFIELD	Honda VFRC (RC24)	4	4:46.71	75.34	1:09.10	2 78.15
2	263	32	Kevin JONES	Yamaha FX750	4	4:52.67	73.80	1:08.59	2 78.73
3	264	32	Nic POWELL	Moto Guzzi 750 744	4	5:21.59	67.17	1:17.95	2 69.28
4	257	32	Gareth SHELLAM	Suzuki GSX750	4	5:29.21	65.61	1:18.95	2 68.40

Not-Classified

246	32	Stu POULTON	Yamaha 350 YPVS	3	3:42.60	DNF	72.78	1:10.38	2 76.73
216	32	Alex GILFILLAN	Suzuki GSX1100	1	1:13.64	DNF	73.33		0 0.00

Fastest Lap

263	32	Kevin JONES	Yamaha FX750					1:08.59	2 78.73
-----	----	-------------	--------------	--	--	--	--	---------	---------

No 263 - Time Includes 10s Penalty for JUMP START

Start Time : 15:44

Darley Moor

20 May 18 15:51

Clerk of Course :

Time Issued :

Chief Timekeeper : Graham Marshall

THESE RESULTS ARE PROVISIONAL UNTIL THE CONCLUSION OF ANY JUDICIAL AND TECHNICAL MATTERS

HS Sports Timing and Results Systems - Results and Lap Times at www.hssports.co.uk



RESULT - RACE 31 - EVENT 9

Pl	No	Evt	Name	Machine	Laps	Time	MPH	Best Lap on	MPH
1	229	9	Robert BEVAN	Triumph T110 650	4	5:19.96	67.51	1:17.03	4 70.10

Fastest Lap

229 9 Robert BEVAN Triumph T110 650 1:17.03 4 70.10

No 263 - Time Includes 10s Penalty for JUMP START

Start Time : 15:44

Darley Moor

20 May 18 15:51

Clerk of Course :

Time Issued :

Chief Timekeeper : Graham Marshall

THESE RESULTS ARE PROVISIONAL UNTIL THE CONCLUSION OF ANY JUDICIAL AND TECHNICAL MATTERS

HS Sports Timing and Results Systems - Results and Lap Times at www.hssports.co.uk

EVENTS 8, 9, 10, 14, 22 & 32

LAP TIMES - RACE 31

3	Benjamin HEATON									
Lap	1	2	3	4	5	6	7	8	9	10
1	1:16.12	1:10.02	1:08.51	1:08.28						
75	James LUCK									
Lap	1	2	3	4	5	6	7	8	9	10
1	1:10.43	1:08.99	1:10.49	1:10.79						
138	Mike KEMP									
Lap	1	2	3	4	5	6	7	8	9	10
1	1:17.17	1:12.62	1:13.51	1:13.58						
143	Stefan DILLEY									
Lap	1	2	3	4	5	6	7	8	9	10
1	1:19.84	1:18.27	1:17.35	1:18.31						
153	John CHRISTOPHER									
Lap	1	2	3	4	5	6	7	8	9	10
1	1:16.90	1:13.45	1:14.29	1:13.06						
159	Jack HEBB									
Lap	1	2	3	4	5	6	7	8	9	10
1	1:16.42	1:13.15	1:13.85	1:13.83						
210	Matt GOODFIELD									
Lap	1	2	3	4	5	6	7	8	9	10
1	1:10.21	1:09.10	1:10.72	1:10.73						
216	Alex GILFILLAN									
Lap	1	2	3	4	5	6	7	8	9	10
1	1:07.89									
229	Robert BEVAN									
Lap	1	2	3	4	5	6	7	8	9	10
1	1:20.13	1:17.09	1:18.58	1:17.03						
246	Stu POULTON									
Lap	1	2	3	4	5	6	7	8	9	10
1	1:13.74	1:10.38	1:11.65							
257	Gareth SHELLAM									
Lap	1	2	3	4	5	6	7	8	9	10
1	1:23.78	1:18.95	1:19.53	1:19.55						
260	Richard HAWKSWORTH									
Lap	1	2	3	4	5	6	7	8	9	10
1	1:22.13	1:18.19	1:19.30	1:19.18						
263	Kevin JONES									
Lap	1	2	3	4	5	6	7	8	9	10
1	1:09.46	1:08.59	1:08.78	1:09.67						

264 Nic POWELL

Lap	1	2	3	4	5	6	7	8	9	10
1	1:19.01	1:17.95	1:19.27	1:18.54						

Lap Chart

EVENTS 8, 9, 10, 14, 22 & 32 - RACE 31

Lap 1		Lap 2		Lap 3		Lap 4		Lap 5		Lap 6		Lap 7		Lap 8		Lap 9		Lap 10	
No	Time	No	Time	No	Time	No	Time	No	Time	No	Time	No	Time	No	Time	No	Time	No	Time
216	1:13.64	263	2:24.22	263	3:33.00	210	4:46.71												
263	1:15.63	210	2:25.26	210	3:35.98	75	4:46.94												
210	1:16.16	75	2:25.66	75	3:36.15	3	4:49.91												
75	1:16.67	246	2:30.95	3	3:41.63	263	4:52.67												
246	1:20.57	3	2:33.12	246	3:42.60	159	5:03.74												
159	1:22.91	159	2:36.06	159	3:49.91	138	5:03.83												
3	1:23.10	138	2:36.74	138	3:50.25	153	5:04.49												
153	1:23.69	153	2:37.14	153	3:51.43	229	5:19.96												
138	1:24.12	264	2:43.78	229	4:02.93	143	5:21.58												
264	1:25.83	229	2:44.35	264	4:03.05	264	5:21.59												
229	1:27.26	143	2:45.92	143	4:03.27	260	5:26.75												
143	1:27.65	260	2:48.27	260	4:07.57	257	5:29.21												
260	1:30.08	257	2:50.13	257	4:09.66														
257	1:31.18																		



ACU BRITISH SCOOTER STOCK CHAMPIONSHIP

RESULT - RACE 32

PI	No	Evt	Name	Machine	Laps	Time	Behind	MPH	Best Lap on	MPH
1	16	G4	Chris GEYTON	Lambretta GP210	4	5:10.87		69.48	1:15.42	2 71.60
2	69	PR	Michael BONETT	Lambretta SX200	4	5:29.35	18.48	65.58	1:19.32	4 68.08
3	3	PR	Lee BAMBER	Lambretta GP200	4	5:30.79	19.92	65.30	1:19.38	3 68.03
4	47	PR	Graham TATTON	Lambretta SX200	4	5:31.96	21.09	65.07	1:20.47	3 67.11
5	28	AP	Stephen WRIGHT	Gilera Runner PSN 180	4	5:32.61	21.74	64.94	1:20.66	3 66.95
6	41	PR	Stuart DAY	Lambretta GP 200	4	5:33.06	22.19	64.85	1:19.82	4 67.65
7	150	PR	Peter WARD	Lambretta GP200	4	5:34.97	24.10	64.48	1:21.05	2 66.63
8	97	G4	Mark COOK	lambretta 205	4	5:40.40	29.53	63.45	1:21.50	2 66.26
9	46	PR	David DELANEY	Vespa 90SS 132	4	5:43.80	32.93	62.83	1:22.38	3 65.55
10	11	PR	Keith TERRY	Lambretta JB200	4	5:49.95	39.08	61.72	1:24.66	3 63.78
11	98	AP	Zack TINGLE	Scomadi TZ200	4	5:50.13	39.26	61.69	1:24.66	4 63.78
12	81	PR	James LANCASTER	Lambretta DSC	4	5:50.81	39.94	61.57	1:24.02	3 64.27
13	52	AP	John WOODS	Scomadi TL200	4	5:51.35	40.48	61.48	1:24.19	2 64.14
14	74	PR	Bob WEST	Lambretta SRP 200	4	5:52.69	41.82	61.24	1:24.60	3 63.83
15	116	AP	Shaun FAIRHEAD	Scomadi TL200	4	6:01.20	50.33	59.80	1:27.40	3 61.78
16	40	AP	Lee GILES	Scomadi 200	4	6:12.01	1:01.14	58.06	1:29.75	2 60.17
<u>Not-Classified</u>										
	63	G4	David BRISTOW	Lambretta Replay 210	2	2:39.44	DNF	67.74	1:16.18	2 70.88
<u>Fastest Lap</u>										
	16	G4	Chris GEYTON	Lambretta GP210					1:15.42	2 71.60

Start Time : 15:55

Darley Moor

20 May 18 16:02

Clerk of Course :

Time Issued :

Chief Timekeeper : Graham Marshall

THESE RESULTS ARE PROVISIONAL UNTIL THE CONCLUSION OF ANY JUDICIAL AND TECHNICAL MATTERS


HS Sports Timing and Results Systems - Results and Lap Times at www.hssports.co.uk

RACE GRID

ACU BRITISH SCOOTER STOCK CHAMPIONSHIP

RACES 10, 21 & 32

ROW 6			40 GILES 21		116 FAIRHEAD 20
ROW 5	11 TERRY 19	74 WEST 18	52 WOODS 17	101 PEACOCK 16	
ROW 4		98 TINGLE 15	81 LANCASTER 14	46 DELANEY 12	
ROW 3	47 TATTON 11	97 COOK 10	28 WRIGHT 9	6 MCKENZIE 8	
ROW 2		69 BONETT 7	41 DAY 6	150 WARD 5	
ROW 1	3 BAMBER 4	63 BRISTOW 3	16 GEYTON 2	1 CONNEELY 1	
					POLE





ACU BRITISH SCOOTER STOCK CHAMPIONSHIP

RESULT - RACE 32 - EVENT AP

PI	No	Evt	Name	Machine	Laps	Time	MPH	Best Lap on	MPH
1	28	AP	Stephen WRIGHT	Gilera Runner PSN 180	4	5:32.61	64.94	1:20.66	3 66.95
2	98	AP	Zack TINGLE	Scomadi TZ200	4	5:50.13	61.69	1:24.66	4 63.78
3	52	AP	John WOODS	Scomadi TL200	4	5:51.35	61.48	1:24.19	2 64.14
4	116	AP	Shaun FAIRHEAD	Scomadi TL200	4	6:01.20	59.80	1:27.40	3 61.78
5	40	AP	Lee GILES	Scomadi 200	4	6:12.01	58.06	1:29.75	2 60.17

Fastest Lap

28 AP Stephen WRIGHT Gilera Runner PSN 180 1:20.66 3 66.95

Start Time : 15:55

Darley Moor

20 May 18 16:02

Clerk of Course :

Time Issued :

Chief Timekeeper : Graham Marshall

THESE RESULTS ARE PROVISIONAL UNTIL THE CONCLUSION OF ANY JUDICIAL AND TECHNICAL MATTERS

HS Sports Timing and Results Systems - Results and Lap Times at www.hssports.co.uk



ACU BRITISH SCOOTER STOCK CHAMPIONSHIP

RESULT - RACE 32 - EVENT G4

Pl	No	Evt	Name	Machine	Laps	Time	MPH	Best Lap on	MPH
1	16	G4	Chris GEYTON	Lambretta GP210	4	5:10.87	69.48	1:15.42	2 71.60
2	97	G4	Mark COOK	lambretta 205	4	5:40.40	63.45	1:21.50	2 66.26
<u>Not-Classified</u>									
	63	G4	David BRISTOW	Lambretta Replay 210	2	2:39.44	DNF	67.74	1:16.18 2 70.88
<u>Fastest Lap</u>									
	16	G4	Chris GEYTON	Lambretta GP210				1:15.42	2 71.60

Start Time : 15:55

Darley Moor

20 May 18 16:02

Clerk of Course :

Time Issued :

Chief Timekeeper : Graham Marshall

THESE RESULTS ARE PROVISIONAL UNTIL THE CONCLUSION OF ANY JUDICIAL AND TECHNICAL MATTERS

HS Sports Timing and Results Systems - Results and Lap Times at www.hssports.co.uk



ACU BRITISH SCOOTER STOCK CHAMPIONSHIP

RESULT - RACE 32 - EVENT PR

PI	No	Evt	Name	Machine	Laps	Time	MPH	Best Lap on	MPH
1	69	PR	Michael BONETT	Lambretta SX200	4	5:29.35	65.58	1:19.32	4 68.08
2	3	PR	Lee BAMBER	Lambretta GP200	4	5:30.79	65.30	1:19.38	3 68.03
3	47	PR	Graham TATTON	Lambretta SX200	4	5:31.96	65.07	1:20.47	3 67.11
4	41	PR	Stuart DAY	Lambretta GP 200	4	5:33.06	64.85	1:19.82	4 67.65
5	150	PR	Peter WARD	Lambretta GP200	4	5:34.97	64.48	1:21.05	2 66.63
6	46	PR	David DELANEY	Vespa 90SS 132	4	5:43.80	62.83	1:22.38	3 65.55
7	11	PR	Keith TERRY	Lambretta JB200	4	5:49.95	61.72	1:24.66	3 63.78
8	81	PR	James LANCASTER	Lambretta DSC	4	5:50.81	61.57	1:24.02	3 64.27
9	74	PR	Bob WEST	Lambretta SRP 200	4	5:52.69	61.24	1:24.60	3 63.83

Fastest Lap

69 PR Michael BONETT Lambretta SX200 1:19.32 4 68.08

Start Time : 15:55

Darley Moor

20 May 18 16:02

Clerk of Course :

Time Issued :

Chief Timekeeper : Graham Marshall

THESE RESULTS ARE PROVISIONAL UNTIL THE CONCLUSION OF ANY JUDICIAL AND TECHNICAL MATTERS

HS Sports Timing and Results Systems - Results and Lap Times at www.hssports.co.uk

ACU BRITISH SCOOTER STOCK CHAMPIONSHIP

LAP TIMES - RACE 32

3	Lee BAMBER										
	Lap	1	2	3	4	5	6	7	8	9	10
	1	1:22.03	1:20.28	1:19.38	1:21.48						
11	Keith TERRY										
	Lap	1	2	3	4	5	6	7	8	9	10
	1	1:26.12	1:25.08	1:24.66	1:26.22						
16	Chris GEYTON										
	Lap	1	2	3	4	5	6	7	8	9	10
	1	1:15.99	1:15.42	1:15.61	1:16.47						
28	Stephen WRIGHT										
	Lap	1	2	3	4	5	6	7	8	9	10
	1	1:21.46	1:22.39	1:20.66	1:20.66						
40	Lee GILES										
	Lap	1	2	3	4	5	6	7	8	9	10
	1	1:32.12	1:29.75	1:30.22	1:31.21						
41	Stuart DAY										
	Lap	1	2	3	4	5	6	7	8	9	10
	1	1:24.98	1:20.23	1:20.04	1:19.82						
46	David DELANEY										
	Lap	1	2	3	4	5	6	7	8	9	10
	1	1:27.96	1:22.85	1:22.38	1:22.58						
47	Graham TATTON										
	Lap	1	2	3	4	5	6	7	8	9	10
	1	1:21.50	1:21.62	1:20.47	1:20.62						
52	John WOODS										
	Lap	1	2	3	4	5	6	7	8	9	10
	1	1:28.22	1:24.19	1:25.64	1:24.90						
63	David BRISTOW										
	Lap	1	2	3	4	5	6	7	8	9	10
	1	1:16.14	1:16.18								
69	Michael BONETT										
	Lap	1	2	3	4	5	6	7	8	9	10
	1	1:21.42	1:21.02	1:20.08	1:19.32						
74	Bob WEST										
	Lap	1	2	3	4	5	6	7	8	9	10
	1	1:29.30	1:25.32	1:24.60	1:24.65						
81	James LANCASTER										
	Lap	1	2	3	4	5	6	7	8	9	10
	1	1:29.63	1:24.18	1:24.02	1:24.78						

97	Mark COOK										
	Lap	1	2	3	4	5	6	7	8	9	10
	1	1:24.90	1:21.50	1:22.90	1:23.51						

98	Zack TINGLE										
	Lap	1	2	3	4	5	6	7	8	9	10
	1	1:27.69	1:24.72	1:25.11	1:24.66						

116	Shaun FAIRHEAD										
	Lap	1	2	3	4	5	6	7	8	9	10
	1	1:30.03	1:27.62	1:27.40	1:27.79						

150	Peter WARD										
	Lap	1	2	3	4	5	6	7	8	9	10
	1	1:23.75	1:21.05	1:21.05	1:21.18						

Lap Chart

ACU BRITISH SCOOTER STOCK CHAMPIONSHIP - RACE 32

Lap 1		Lap 2		Lap 3		Lap 4		Lap 5		Lap 6		Lap 7		Lap 8		Lap 9		Lap 10	
No	Time	No	Time	No	Time	No	Time	No	Time	No	Time	No	Time	No	Time	No	Time	No	Time
63	1:23.26	16	2:38.79	16	3:54.40	16	5:10.87												
16	1:23.37	63	2:39.44	3	4:09.31	69	5:29.35												
28	1:28.90	3	2:49.93	69	4:10.03	3	5:30.79												
69	1:28.93	69	2:49.95	47	4:11.34	47	5:31.96												
47	1:29.25	47	2:50.87	28	4:11.95	28	5:32.61												
3	1:29.65	28	2:51.29	41	4:13.24	41	5:33.06												
150	1:31.69	150	2:52.74	150	4:13.79	150	5:34.97												
97	1:32.49	41	2:53.20	97	4:16.89	97	5:40.40												
41	1:32.97	97	2:53.99	46	4:21.22	46	5:43.80												
11	1:33.99	46	2:58.84	11	4:23.73	11	5:49.95												
98	1:35.64	11	2:59.07	98	4:25.47	98	5:50.13												
46	1:35.99	98	3:00.36	81	4:26.03	81	5:50.81												
52	1:36.62	52	3:00.81	52	4:26.45	52	5:51.35												
81	1:37.83	81	3:02.01	74	4:28.04	74	5:52.69												
74	1:38.12	74	3:03.44	116	4:33.41	116	6:01.20												
116	1:38.39	116	3:06.01	40	4:40.80	40	6:12.01												
40	1:40.83	40	3:10.58																

BRITISH HISTORIC RACING

EVENTS 4, 5, 14 & 23

RESULT - RACE 33

PI	No	Evt	Name	Machine	Laps	Time	Behind	MPH	Best Lap on	MPH
1	56	14	Matthew HEBB	Honda K4 350	4	4:49.53		74.60	1:10.35	2 76.76
2	34	14	James MORALEE	Honda K4 348	4	4:52.23	2.70	73.91	1:10.35	4 76.76
3	196	14	Terence SANSOM	Honda K4 350	4	4:59.53	10.00	72.11	1:12.25	2 74.74
4	169	5	David TETLEY	Aermacchi Metisse	4	5:04.74	15.21	70.88	1:13.52	3 73.45
5	234	5	David LINSDELL	Ducati Sebring 348	4	5:08.07	18.54	70.11	1:14.27	2 72.71
6	4	4	Ian HENSHAW	Royal Enfield Clipper	4	5:08.34	18.81	70.05	1:14.07	2 72.90
7	148	23	Reg SQUIRES	Honda RS125	4	5:32.57	43.04	64.95	1:20.04	4 67.47
8	11	5	Alun THOMAS	Ducati 350	4	5:35.66	46.13	64.35	1:20.65	4 66.96
9	243	14	Chris SMALLBONES	Honda K4 350	4	5:36.18	46.65	64.25	1:20.33	4 67.22
10	143	14	Stefan DILLEY	Honda CB 350	4	5:43.31	53.78	62.92	1:21.47	4 66.28
11	296	23	Ben MEASURES	Honda CGR 125	3	4:50.07	1 Lap	55.85	1:34.11	2 57.38

Not-Classified

74	5	Dave MATRAVERS	Seeley 7R 350	2	2:36.60	DNF	68.97	1:14.15	2 72.83
33	23	Mike POWELL	BSA Bantam 125	0		Starter			

Fastest Lap

34	14	James MORALEE	Honda K4 348				1:10.35	4 76.76
56	14	Matthew HEBB	Honda K4 350				1:10.35	2 76.76

Start Time : 16:05

Darley Moor

20 May 18 16:11

Clerk of Course :

Time Issued :

Chief Timekeeper : Graham Marshall

THESE RESULTS ARE PROVISIONAL UNTIL THE CONCLUSION OF ANY JUDICIAL AND TECHNICAL MATTERS

HS Sports Timing and Results Systems - Results and Lap Times at www.hssports.co.uk

BRITISH HISTORIC RACING

RESULT - RACE 33 - EVENT 14

PI	No	Evt	Name	Machine	Laps	Time	MPH	Best Lap on	MPH
1	56	14	Matthew HEBB	Honda K4 350	4	4:49.53	74.60	1:10.35	2 76.76
2	34	14	James MORALEE	Honda K4 348	4	4:52.23	73.91	1:10.35	4 76.76
3	196	14	Terence SANSOM	Honda K4 350	4	4:59.53	72.11	1:12.25	2 74.74
4	243	14	Chris SMALLBONES	Honda K4 350	4	5:36.18	64.25	1:20.33	4 67.22
5	143	14	Stefan DILLEY	Honda CB 350	4	5:43.31	62.92	1:21.47	4 66.28

Fastest Lap

34	14	James MORALEE	Honda K4 348	1:10.35	4	76.76
56	14	Matthew HEBB	Honda K4 350	1:10.35	2	76.76

Start Time : 16:05

Darley Moor

20 May 18 16:11

Clerk of Course :

Time Issued :

Chief Timekeeper : Graham Marshall

THESE RESULTS ARE PROVISIONAL UNTIL THE CONCLUSION OF ANY JUDICIAL AND TECHNICAL MATTERS

HS Sports Timing and Results Systems - Results and Lap Times at www.hssports.co.uk

BRITISH HISTORIC RACING

RESULT - RACE 33 - EVENT 23

Pl	No	Evt	Name	Machine	Laps	Time	MPH	Best Lap on	MPH
1	148	23	Reg SQUIRES	Honda RS125	4	5:32.57	64.95	1:20.04	4 67.47
2	296	23	Ben MEASURES	Honda CGR 125	3	4:50.07	55.85	1:34.11	2 57.38

Not-Classified

33 23 Mike POWELL BSA Bantam 125 0 Starter

Fastest Lap

148 23 Reg SQUIRES Honda RS125 1:20.04 4 67.47

Start Time : 16:05

Darley Moor

20 May 18 16:11

Clerk of Course :

Time Issued :

Chief Timekeeper : Graham Marshall

THESE RESULTS ARE PROVISIONAL UNTIL THE CONCLUSION OF ANY JUDICIAL AND TECHNICAL MATTERS

HS Sports Timing and Results Systems - Results and Lap Times at www.hssports.co.uk

BRITISH HISTORIC RACING

RESULT - RACE 33 - EVENT 4

Pl	No	Evt	Name	Machine	Laps	Time	MPH	Best Lap on	MPH
1	4	4	Ian HENSHAW	Royal Enfield Clipper	4	5:08.34	70.05	1:14.07	2 72.90

Fastest Lap

4	4	Ian HENSHAW	Royal Enfield Clipper	1:14.07	2	72.90
---	---	-------------	-----------------------	---------	---	-------

Start Time : 16:05

Darley Moor

20 May 18 16:11

Clerk of Course :

Time Issued :

Chief Timekeeper : Graham Marshall

THESE RESULTS ARE PROVISIONAL UNTIL THE CONCLUSION OF ANY JUDICIAL AND TECHNICAL MATTERS

HS Sports Timing and Results Systems - Results and Lap Times at www.hssports.co.uk

BRITISH HISTORIC RACING

RESULT - RACE 33 - EVENT 5

PI	No	Evt	Name	Machine	Laps	Time	MPH	Best Lap on	MPH
1	169	5	David TETLEY	Aermacchi Metisse	4	5:04.74	70.88	1:13.52	3 73.45
2	234	5	David LINSDELL	Ducati Sebring 348	4	5:08.07	70.11	1:14.27	2 72.71
3	11	5	Alun THOMAS	Ducati 350	4	5:35.66	64.35	1:20.65	4 66.96

Not-Classified

74	5	Dave MATRAVERS	Seeley 7R 350	2	2:36.60	DNF	68.97	1:14.15	2 72.83
----	---	----------------	---------------	---	---------	-----	-------	---------	---------

Fastest Lap

169	5	David TETLEY	Aermacchi Metisse				1:13.52	3 73.45
-----	---	--------------	-------------------	--	--	--	---------	---------

Start Time : 16:05

Darley Moor

20 May 18 16:11

Clerk of Course :

Time Issued :

Chief Timekeeper : Graham Marshall

THESE RESULTS ARE PROVISIONAL UNTIL THE CONCLUSION OF ANY JUDICIAL AND TECHNICAL MATTERS

HS Sports Timing and Results Systems - Results and Lap Times at www.hssports.co.uk

EVENTS 4, 5, 14 & 23

LAP TIMES - RACE 33

4	Ian HENSHAW										
	Lap	1	2	3	4	5	6	7	8	9	10
	1	1:17.00	1:14.07	1:14.97	1:15.07						
11	Alun THOMAS										
	Lap	1	2	3	4	5	6	7	8	9	10
	1	1:22.70	1:22.01	1:21.67	1:20.65						
34	James MORALEE										
	Lap	1	2	3	4	5	6	7	8	9	10
	1	1:12.97	1:11.14	1:11.05	1:10.35						
56	Matthew HEBB										
	Lap	1	2	3	4	5	6	7	8	9	10
	1	1:10.66	1:10.35	1:10.70	1:11.29						
74	Dave MATRAVERS										
	Lap	1	2	3	4	5	6	7	8	9	10
	1	1:15.59	1:14.15								
143	Stefan DILLEY										
	Lap	1	2	3	4	5	6	7	8	9	10
	1	1:28.20	1:22.60	1:21.89	1:21.47						
148	Reg SQUIRES										
	Lap	1	2	3	4	5	6	7	8	9	10
	1	1:21.02	1:21.70	1:21.51	1:20.04						
169	David TETLEY										
	Lap	1	2	3	4	5	6	7	8	9	10
	1	1:14.73	1:13.84	1:13.52	1:15.83						
196	Terence SANSOM										
	Lap	1	2	3	4	5	6	7	8	9	10
	1	1:13.41	1:12.25	1:12.83	1:14.46						
234	David LINSDELL										
	Lap	1	2	3	4	5	6	7	8	9	10
	1	1:16.35	1:14.27	1:15.11	1:15.35						
243	Chris SMALLBONES										
	Lap	1	2	3	4	5	6	7	8	9	10
	1	1:23.17	1:23.00	1:20.87	1:20.33						
296	Ben MEASURES										
	Lap	1	2	3	4	5	6	7	8	9	10
	1	1:32.84	1:34.11	1:34.42							

Lap Chart

EVENTS 4, 5, 14 & 23 - RACE 33

Lap 1		Lap 2		Lap 3		Lap 4		Lap 5		Lap 6		Lap 7		Lap 8		Lap 9		Lap 10	
No	Time	No	Time	No	Time	No	Time	No	Time	No	Time	No	Time	No	Time	No	Time	No	Time
56	1:17.19	56	2:27.54	56	3:38.24	56	4:49.53												
34	1:19.69	34	2:30.83	34	3:41.88	296	4:50.07 *1												
196	1:19.99	196	2:32.24	196	3:45.07	34	4:52.23												
169	1:21.55	169	2:35.39	169	3:48.91	196	4:59.53												
74	1:22.45	74	2:36.60	234	3:52.72	169	5:04.74												
234	1:23.34	234	2:37.61	4	3:53.27	234	5:08.07												
4	1:24.23	4	2:38.30	148	4:12.53	4	5:08.34												
148	1:29.32	148	2:51.02	11	4:15.01	148	5:32.57												
11	1:31.33	11	2:53.34	243	4:15.85	11	5:35.66												
243	1:31.98	243	2:54.98	143	4:21.84	243	5:36.18												
143	1:37.35	143	2:59.95			143	5:43.31												
296	1:41.54	296	3:15.65																



EVENT 18 - SIDECAR RADIO CHAMPIONSHIP

RESULT - RACE 34

PI	No	Evt	Name	Machine	Laps	Time	Behind	MPH	Best Lap on	MPH
1	33	18	HEGARTY/ NEAVE	BMW K100	4	5:12.32		69.16	1:15.60	3 71.43
2	98	18	GAGG/ HASE	BMW K100	4	5:12.33	0.01	69.16	1:15.07	2 71.93
3	2	18	KEMP/ THOW	Moto Guzzi Le Mans	4	5:24.77	12.45	66.51	1:18.48	4 68.81
4	74	18	McCAIN / DUPLOCK	BMW K100	4	5:26.60	14.28	66.14	1:19.19	4 68.19
5	25	18	WHITAKER/ ALLEN	BMW K100	4	5:29.94	17.62	65.47	1:20.12	4 67.40
6	96	18	WILKINS/ WILKINS	BMW K100	4	5:34.97	22.65	64.48	1:20.86	3 66.78
7	67	18	WARNER/ WARNER	BMW K100	4	5:35.99	23.67	64.29	1:19.77	4 67.69
8	82	18	HIGGINSON/ MOFFAT	BMW K100	4	5:42.25	29.93	63.11	1:22.15	4 65.73
9	149	18	STANTON / STANTON	BMW K100	4	5:47.48	35.16	62.16	1:23.49	2 64.68
10	24	18	WHITE/ EDMED	BMW K100	4	5:50.50	38.18	61.63	1:23.85	4 64.40
11	92	18	ROOME/ CLOWS	BMW K100	4	5:51.12	38.80	61.52	1:25.14	3 63.42
12	68	18	COCK/ HAMMOND	BMW K100	4	5:52.98	40.66	61.19	1:24.75	4 63.72

Fastest Lap

98 18 GAGG/ HASE BMW K100 1:15.07 2 71.93

Start Time : 16:16

Darley Moor

20 May 18 16:23

Clerk of Course :

Time Issued :

Chief Timekeeper : Graham Marshall

THESE RESULTS ARE PROVISIONAL UNTIL THE CONCLUSION OF ANY JUDICIAL AND TECHNICAL MATTERS

HS Sports Timing and Results Systems - Results and Lap Times at www.hssports.co.uk

EVENT 18 - SIDECAR RADIO CHAMPIONSHIP

LAP TIMES - RACE 34

2	KEMP/ THOW										
	Lap	1	2	3	4	5	6	7	8	9	10
	1	1:19.85	1:20.66	1:18.75	1:18.48						
24	WHITE/ EDMED										
	Lap	1	2	3	4	5	6	7	8	9	10
	1	1:28.44	1:25.14	1:24.62	1:23.85						
25	WHITAKER/ ALLEN										
	Lap	1	2	3	4	5	6	7	8	9	10
	1	1:20.96	1:21.22	1:20.43	1:20.12						
33	HEGARTY/ NEAVE										
	Lap	1	2	3	4	5	6	7	8	9	10
	1	1:17.12	1:16.42	1:15.60	1:16.44						
67	WARNER/ WARNER										
	Lap	1	2	3	4	5	6	7	8	9	10
	1	1:24.10	1:21.87	1:22.30	1:19.77						
68	COCK/ HAMMOND										
	Lap	1	2	3	4	5	6	7	8	9	10
	1	1:28.53	1:25.06	1:26.71	1:24.75						
74	McCAIN / DUPLOCK										
	Lap	1	2	3	4	5	6	7	8	9	10
	1	1:19.73	1:21.32	1:19.49	1:19.19						
82	HIGGINSON/ MOFFAT										
	Lap	1	2	3	4	5	6	7	8	9	10
	1	1:24.16	1:23.37	1:25.07	1:22.15						
92	ROOME/ CLOWS										
	Lap	1	2	3	4	5	6	7	8	9	10
	1	1:27.33	1:25.43	1:25.14	1:25.45						
96	WILKINS/ WILKINS										
	Lap	1	2	3	4	5	6	7	8	9	10
	1	1:21.82	1:21.05	1:20.86	1:23.93						
98	GAGG/ HASE										
	Lap	1	2	3	4	5	6	7	8	9	10
	1	1:17.74	1:15.07	1:17.26	1:15.79						
149	STANTON / STANTON										
	Lap	1	2	3	4	5	6	7	8	9	10
	1	1:24.95	1:23.49	1:24.62	1:26.64						

Lap Chart

EVENT 18 - SIDECAR RADIO CHAMPIONSHIP - RACE 34

Lap 1		Lap 2		Lap 3		Lap 4		Lap 5		Lap 6		Lap 7		Lap 8		Lap 9		Lap 10	
No	Time	No	Time	No	Time	No	Time	No	Time	No	Time	No	Time	No	Time	No	Time	No	Time
33	1:23.86	98	2:39.28	33	3:55.88	33	5:12.32												
98	1:24.21	33	2:40.28	98	3:56.54	98	5:12.33												
74	1:26.60	2	2:47.54	2	4:06.29	2	5:24.77												
2	1:26.88	74	2:47.92	74	4:07.41	74	5:26.60												
25	1:28.17	25	2:49.39	25	4:09.82	25	5:29.94												
96	1:29.13	96	2:50.18	96	4:11.04	96	5:34.97												
82	1:31.66	67	2:53.92	67	4:16.22	67	5:35.99												
67	1:32.05	82	2:55.03	82	4:20.10	82	5:42.25												
149	1:32.73	149	2:56.22	149	4:20.84	149	5:47.48												
92	1:35.10	92	3:00.53	92	4:25.67	24	5:50.50												
68	1:36.46	68	3:01.52	24	4:26.65	92	5:51.12												
24	1:36.89	24	3:02.03	68	4:28.23	68	5:52.98												



EVENT 13 - CLASSIC RACER MAGAZINE CHAMPIONSHIP

RESULT - RACE 35

PI	No	Evt	Name	Machine	Laps	Time	Behind	MPH	Best Lap on	MPH
1	175	13	Patrick WELCH	Rob North Tident	4	4:50.06		74.47	1:10.55	4 76.54
2	95	13	Richard ALDOUS	Triumph Trident 750	4	4:51.51	1.45	74.10	1:10.57	3 76.52
3	138	13	Mike KEMP	Norton Atlas 745	4	4:57.26	7.20	72.66	1:11.74	3 75.27
4	260	13	Richard HAWKSWORTH	BMW K100	4	5:11.62	21.56	69.32	1:15.12	4 71.88
5	257	13	Richard STUBBS	BMW R100 RS	4	5:12.69	22.63	69.08	1:15.02	3 71.98
6	264	13	Nic POWELL	Moto Guzzi 750 744	4	5:19.48	29.42	67.61	1:17.08	3 70.06
7	146	13	Colin WESTERN	Benelli 250 2C	4	5:38.22	48.16	63.86	1:21.07	4 66.61
8	139	13	Gareth ROBERTS	Laverda Montjuic 498	4	5:39.38	49.32	63.65	1:21.25	4 66.46
9	154	13	Dave FITZPATRICK	Laverda Montjuic 500	4	5:40.31	50.25	63.47	1:21.75	2 66.06
<u>Not-Classified</u>										
	71	13	Garry HIRONS	Norton Interpol 2	1	1:35.78	DNF	56.38		0 0.00
<u>Fastest Lap</u>										
	175	13	Patrick WELCH	Rob North Tident					1:10.55	4 76.54

Start Time : 16:27

Darley Moor

20 May 18 16:33

Clerk of Course :

Time Issued :

Chief Timekeeper : Graham Marshall

THESE RESULTS ARE PROVISIONAL UNTIL THE CONCLUSION OF ANY JUDICIAL AND TECHNICAL MATTERS

HS Sports Timing and Results Systems - Results and Lap Times at www.hssports.co.uk

EVENT 13 - CLASSIC RACER MAGAZINE CHAMPIONSHIP

LAP TIMES - RACE 35

71	Garry HIRONS										
	Lap	1	2	3	4	5	6	7	8	9	10
	1	1:28.28									

95	Richard ALDOUS										
	Lap	1	2	3	4	5	6	7	8	9	10
	1	1:11.96	1:11.31	1:10.57	1:11.22						

138	Mike KEMP										
	Lap	1	2	3	4	5	6	7	8	9	10
	1	1:14.62	1:11.97	1:11.74	1:12.42						

139	Gareth ROBERTS										
	Lap	1	2	3	4	5	6	7	8	9	10
	1	1:25.85	1:22.72	1:21.37	1:21.25						

146	Colin WESTERN										
	Lap	1	2	3	4	5	6	7	8	9	10
	1	1:24.43	1:21.35	1:23.52	1:21.07						

154	Dave FITZPATRICK										
	Lap	1	2	3	4	5	6	7	8	9	10
	1	1:25.73	1:21.75	1:22.24	1:22.54						

175	Patrick WELCH										
	Lap	1	2	3	4	5	6	7	8	9	10
	1	1:11.73	1:10.83	1:10.77	1:10.55						

257	Richard STUBBS										
	Lap	1	2	3	4	5	6	7	8	9	10
	1	1:17.72	1:18.14	1:15.02	1:15.39						

260	Richard HAWKSWORTH										
	Lap	1	2	3	4	5	6	7	8	9	10
	1	1:17.48	1:16.30	1:15.27	1:15.12						

264	Nic POWELL										
	Lap	1	2	3	4	5	6	7	8	9	10
	1	1:19.44	1:17.78	1:17.08	1:18.37						

Lap Chart

EVENT 13 - CLASSIC RACER MAGAZINE CHAMPIONSHIP - RACE 35

Lap 1		Lap 2		Lap 3		Lap 4		Lap 5		Lap 6		Lap 7		Lap 8		Lap 9		Lap 10	
No	Time	No	Time	No	Time	No	Time	No	Time	No	Time	No	Time	No	Time	No	Time	No	Time
175	1:17.91	175	2:28.74	175	3:39.51	175	4:50.06												
95	1:18.41	95	2:29.72	95	3:40.29	95	4:51.51												
138	1:21.13	138	2:33.10	138	3:44.84	138	4:57.26												
257	1:24.14	260	2:41.23	260	3:56.50	260	5:11.62												
260	1:24.93	257	2:42.28	257	3:57.30	257	5:12.69												
264	1:26.25	264	2:44.03	264	4:01.11	264	5:19.48												
146	1:32.28	146	2:53.63	146	4:17.15	146	5:38.22												
154	1:33.78	154	2:55.53	154	4:17.77	139	5:39.38												
139	1:34.04	139	2:56.76	139	4:18.13	154	5:40.31												
71	1:35.78																		

BRITISH HISTORIC RACING

EVENTS 2, 11 & 12

RESULT - RACE 36

PI	No	Evt	Name	Machine	Laps	Time	Behind	MPH	Best Lap on	MPH
1	169	12	David TETLEY	Ducati Desmo 349	4	5:01.01		71.76	1:13.04	3 73.93
2	81	12	Michael FOX	Ducati MK III 349	4	5:03.38	2.37	71.20	1:13.49	2 73.48
3	100	12	Andy HUNT	Ducati Steelcraft 250	4	5:08.32	7.31	70.06	1:14.12	3 72.85
4	234	12	David LINSDELL	Ducati Sebring 348	4	5:08.61	7.60	69.99	1:15.07	4 71.93
5	36	11	Ian SCUTT	BSA Bantam 125	4	5:17.67	16.66	68.00	1:16.02	2 71.03
6	248	12	Andrew PIGGOTT	Ducati Saxon 340	4	5:27.99	26.98	65.86	1:19.32	2 68.08
7	33	11	Mike POWELL	BSA Bantam 125	4	5:34.17	33.16	64.64	1:20.13	2 67.39
8	24	11	Joao QUINTANEIRO	BSA 175	4	5:51.04	50.03	61.53	1:24.30	4 64.06
9	256	11	Nick BRAMLEY	BSA Bantam Superstock	4	5:51.70	50.69	61.42	1:25.16	2 63.41
10	223	11	Andrew FRASER	BSA Bantam 125	4	5:54.36	53.35	60.95	1:21.88	2 65.95
11	73	11	Andrew MOULDEN	BSA Bantam 175	4	5:56.71	55.70	60.55	1:26.00	4 62.79
12	150	11	Robert DUESBURY	BSA Bantam SS 175	4	5:57.54	56.53	60.41	1:26.19	2 62.65
13	52	11	Robbie BROWN	BSA Bantam 183	4	6:22.21	1:21.20	56.51	1:33.62	4 57.68
14	89	11	Andy SEED	BSA Bantam 175	3	5:05.76	1 Lap	52.98	1:39.03	3 54.53
15	210	11	Adam PLANE	BSA Bantam 186	3	5:39.40	1 Lap	47.73	1:49.10	3 49.50

Not-Classified

233 11 Tom SNOW BSA Bantam 175 0 Starter

Fastest Lap

169 12 David TETLEY Ducati Desmo 349 1:13.04 3 73.93

No 223 - Time Includes 10s Penalty for JUMP START

Start Time : 16:37

Darley Moor

20 May 18 16:45

Clerk of Course :

Time Issued :

Chief Timekeeper : Graham Marshall

THESE RESULTS ARE PROVISIONAL UNTIL THE CONCLUSION OF ANY JUDICIAL AND TECHNICAL MATTERS

HS Sports Timing and Results Systems - Results and Lap Times at www.hssports.co.uk

BRITISH HISTORIC RACING

RESULT - RACE 36 - EVENT 11

PI	No	Evt	Name	Machine	Laps	Time	MPH	Best Lap on	MPH
1	36	11	Ian SCUTT	BSA Bantam 125	4	5:17.67	68.00	1:16.02	2 71.03
2	33	11	Mike POWELL	BSA Bantam 125	4	5:34.17	64.64	1:20.13	2 67.39
3	24	11	Joao QUINTANEIRO	BSA 175	4	5:51.04	61.53	1:24.30	4 64.06
4	256	11	Nick BRAMLEY	BSA Bantam Superstock	4	5:51.70	61.42	1:25.16	2 63.41
5	223	11	Andrew FRASER	BSA Bantam 125	4	5:54.36	60.95	1:21.88	2 65.95
6	73	11	Andrew MOULDEN	BSA Bantam 175	4	5:56.71	60.55	1:26.00	4 62.79
7	150	11	Robert DUESBURY	BSA Bantam SS 175	4	5:57.54	60.41	1:26.19	2 62.65
8	52	11	Robbie BROWN	BSA Bantam 183	4	6:22.21	56.51	1:33.62	4 57.68
9	89	11	Andy SEED	BSA Bantam 175	3	5:05.76	52.98	1:39.03	3 54.53
10	210	11	Adam PLANE	BSA Bantam 186	3	5:39.40	47.73	1:49.10	3 49.50

Not-Classified

233	11	Tom SNOW	BSA Bantam 175	0	Starter
-----	----	----------	----------------	---	---------

Fastest Lap

36	11	Ian SCUTT	BSA Bantam 125	1:16.02	2 71.03
----	----	-----------	----------------	---------	---------

No 223 - Time Includes 10s Penalty for JUMP START

Start Time : 16:37

Darley Moor

20 May 18 16:45

Clerk of Course :

Time Issued :

Chief Timekeeper : Graham Marshall

THESE RESULTS ARE PROVISIONAL UNTIL THE CONCLUSION OF ANY JUDICIAL AND TECHNICAL MATTERS

HS Sports Timing and Results Systems - Results and Lap Times at www.hssports.co.uk

EVENTS 2, 11 & 12

LAP TIMES - RACE 36

24	Joao QUINTANEIRO										
	Lap	1	2	3	4	5	6	7	8	9	10
	1	1:26.97	1:25.09	1:25.45	1:24.30						
33	Mike POWELL										
	Lap	1	2	3	4	5	6	7	8	9	10
	1	1:23.49	1:20.13	1:20.17	1:20.36						
36	Ian SCUTT										
	Lap	1	2	3	4	5	6	7	8	9	10
	1	1:16.49	1:16.02	1:17.65	1:19.77						
52	Robbie BROWN										
	Lap	1	2	3	4	5	6	7	8	9	10
	1	1:30.94	1:33.83	1:35.38	1:33.62						
73	Andrew MOULDEN										
	Lap	1	2	3	4	5	6	7	8	9	10
	1	1:28.74	1:26.48	1:26.17	1:26.00						
81	Michael FOX										
	Lap	1	2	3	4	5	6	7	8	9	10
	1	1:14.88	1:13.49	1:13.93	1:14.25						
89	Andy SEED										
	Lap	1	2	3	4	5	6	7	8	9	10
	1	1:35.80	1:39.37	1:39.03							
100	Andy HUNT										
	Lap	1	2	3	4	5	6	7	8	9	10
	1	1:17.12	1:14.50	1:14.12	1:15.94						
150	Robert DUESBURY										
	Lap	1	2	3	4	5	6	7	8	9	10
	1	1:28.57	1:26.19	1:27.08	1:27.35						
169	David TETLEY										
	Lap	1	2	3	4	5	6	7	8	9	10
	1	1:14.11	1:13.50	1:13.04	1:13.96						
210	Adam PLANE										
	Lap	1	2	3	4	5	6	7	8	9	10
	1	1:48.87	1:51.38	1:49.10							
223	Andrew FRASER										
	Lap	1	2	3	4	5	6	7	8	9	10
	1	1:25.67	1:21.88	1:22.74	1:24.49						
234	David LINSDELL										
	Lap	1	2	3	4	5	6	7	8	9	10
	1	1:16.46	1:15.09	1:15.13	1:15.07						

248 Andrew PIGGOTT

Lap	1	2	3	4	5	6	7	8	9	10
1	1:19.52	1:19.32	1:20.17	1:21.74						

256 Nick BRAMLEY

Lap	1	2	3	4	5	6	7	8	9	10
1	1:26.59	1:25.16	1:25.84	1:26.05						

Lap Chart

EVENTS 2, 11 & 12 - RACE 36

Lap 1		Lap 2		Lap 3		Lap 4		Lap 5		Lap 6		Lap 7		Lap 8		Lap 9		Lap 10	
No	Time	No	Time	No	Time	No	Time	No	Time	No	Time	No	Time	No	Time	No	Time	No	Time
169	1:20.51	169	2:34.01	169	3:47.05	169	5:01.01												
81	1:21.71	81	2:35.20	81	3:49.13	81	5:03.38												
234	1:23.32	100	2:38.26	210	3:50.30 *1	89	5:05.76 *1												
100	1:23.76	234	2:38.41	100	3:52.38	100	5:08.32												
36	1:24.23	36	2:40.25	234	3:53.54	234	5:08.61												
248	1:26.76	248	2:46.08	36	3:57.90	36	5:17.67												
33	1:33.51	33	2:53.64	248	4:06.25	248	5:27.99												
256	1:34.65	223	2:57.13	33	4:13.81	33	5:34.17												
223	1:35.25	256	2:59.81	223	4:19.87	210	5:39.40 *1												
24	1:36.20	24	3:01.29	256	4:25.65	24	5:51.04												
150	1:36.92	150	3:03.11	24	4:26.74	256	5:51.70												
73	1:38.06	73	3:04.54	150	4:30.19	223	5:54.36												
52	1:39.38	52	3:13.21	73	4:30.71	73	5:56.71												
89	1:47.36	89	3:26.73	52	4:48.59	150	5:57.54												
210	1:58.92					52	6:22.21												



ACU BRITISH SUPER SCOOTER CHAMPIONSHIP

RESULT - RACE 37

PI	No	Evt	Name	Machine	Laps	Time	Behind	MPH	Best Lap on	MPH
1	3	6a	Lee BAMBER	Gilera Runner 172	4	4:50.20		74.43	1:10.58	4 76.51
2	1	Op	Darren CONNEELY	Lambretta GP 265	4	4:50.37	0.17	74.39	1:10.33	4 76.78
3	5	6a	Warren WILKINSON	Gilera Runner 179	4	4:50.99	0.79	74.23	1:10.84	2 76.23
4	69	6	Michael BONETT	Lambretta JB Tuning Ca	4	4:55.34	5.14	73.14	1:11.12	2 75.93
5	41	6	Stuart DAY	Lambretta GP 230	4	5:03.73	13.53	71.12	1:13.24	2 73.73
6	16	6	Chris GEYTON	Lambretta GP200	4	5:12.24	22.04	69.18	1:15.59	2 71.44
7	52	6a	John WOODS	Gilera Runner 179	4	5:20.05	29.85	67.49	1:17.20	2 69.95
8	97	6	Mark COOK	Lambretta 240	4	5:34.03	43.83	64.66	1:21.01	2 66.66
9	67	6	Danny LODER	Vespa Hornet 144	4	5:50.35	1:00.15	61.65	1:25.02	2 63.51
10	42	6	Cereth HOGNETS	Vespa 90SS 132	4	6:23.98	1:33.78	56.25	1:32.45	3 58.41

Not-Classified

9	6	Taylor STURGESS	Lambretta SX 225	1	1:25.99	DNF	62.80		0	0.00
28	6	Stephen WRIGHT	Lambretta DSC 250	0		Starter				

Fastest Lap

1	Op	Darren CONNEELY	Lambretta GP 265					74.39	1:10.33	4 76.78
---	----	-----------------	------------------	--	--	--	--	-------	---------	---------

Start Time : 16:48

Darley Moor

20 May 18 16:55

Clerk of Course :

Time Issued :

Chief Timekeeper : Graham Marshall

THESE RESULTS ARE PROVISIONAL UNTIL THE CONCLUSION OF ANY JUDICIAL AND TECHNICAL MATTERS


HS Sports Timing and Results Systems - Results and Lap Times at www.hssports.co.uk

RACE GRID

ACU BRITISH SUPER SCOOTER CHAMPIONSHIP

RACES 15, 26 & 37

ROW 6		22		21		20	
ROW 5	19	42 HOGNETS 18	39 TURNER 17	67 LODER 16			
ROW 4		81 LANCASTER 15	97 COOK 14	6 MCKENZIE 12			
ROW 3	52 WOODS 11	28 WRIGHT 10	16 GEYTON 9	9 STURGESS 8			
ROW 2		101 PEACOCK 7	63 BRISTOW 6	41 DAY 5			
ROW 1	69 BONETT 4	5 WILKINSON 3	1 CONNEELY 2	3 BAMBER 1			
							POLE





ACU BRITISH SUPER SCOOTER CHAMPIONSHIP

RESULT - RACE 37 - EVENT 6

PI	No	Evt	Name	Machine	Laps	Time	MPH	Best Lap on	MPH
1	69	6	Michael BONETT	Lambretta JB Tuning Ca	4	4:55.34	73.14	1:11.12	2 75.93
2	41	6	Stuart DAY	Lambretta GP 230	4	5:03.73	71.12	1:13.24	2 73.73
3	16	6	Chris GEYTON	Lambretta GP200	4	5:12.24	69.18	1:15.59	2 71.44
4	97	6	Mark COOK	Lambretta 240	4	5:34.03	64.66	1:21.01	2 66.66
5	67	6	Danny LODER	Vespa Hornet 144	4	5:50.35	61.65	1:25.02	2 63.51
6	42	6	Cereth HOGNETS	Vespa 90SS 132	4	6:23.98	56.25	1:32.45	3 58.41

Not-Classified

9	6	Taylor STURGESS	Lambretta SX 225	1	1:25.99	DNF	62.80	0	0.00
28	6	Stephen WRIGHT	Lambretta DSC 250	0		Starter			

Fastest Lap

69	6	Michael BONETT	Lambretta JB Tuning Ca				1:11.12	2	75.93
----	---	----------------	------------------------	--	--	--	---------	---	-------

Start Time : 16:48

Darley Moor

20 May 18 16:56

Clerk of Course :

Time Issued :

Chief Timekeeper : Graham Marshall

THESE RESULTS ARE PROVISIONAL UNTIL THE CONCLUSION OF ANY JUDICIAL AND TECHNICAL MATTERS

HS Sports Timing and Results Systems - Results and Lap Times at www.hssports.co.uk



ACU BRITISH SUPER SCOOTER CHAMPIONSHIP

RESULT - RACE 37 - EVENT 6a

PI	No	Evt	Name	Machine	Laps	Time	MPH	Best Lap on	MPH
1	3	6a	Lee BAMBER	Gilera Runner 172	4	4:50.20	74.43	1:10.58	4 76.51
2	5	6a	Warren WILKINSON	Gilera Runner 179	4	4:50.99	74.23	1:10.84	2 76.23
3	52	6a	John WOODS	Gilera Runner 179	4	5:20.05	67.49	1:17.20	2 69.95

Fastest Lap

3 6a Lee BAMBER Gilera Runner 172 1:10.58 4 76.51

Start Time : 16:48

Darley Moor

20 May 18 16:56

Clerk of Course :

Time Issued :

Chief Timekeeper : Graham Marshall

THESE RESULTS ARE PROVISIONAL UNTIL THE CONCLUSION OF ANY JUDICIAL AND TECHNICAL MATTERS

HS Sports Timing and Results Systems - Results and Lap Times at www.hssports.co.uk



ACU BRITISH SUPER SCOOTER CHAMPIONSHIP

RESULT - RACE 37 - EVENT Op

Pl	No	Evt	Name	Machine	Laps	Time	MPH	Best Lap on	MPH
1	1	Op	Darren CONNEELY	Lambretta GP 265	4	4:50.37	74.39	1:10.33	4 76.78

Fastest Lap

1	Op	Darren CONNEELY	Lambretta GP 265				1:10.33	4	76.78
---	----	-----------------	------------------	--	--	--	---------	---	-------

Start Time : 16:48

Darley Moor

20 May 18 16:56

Clerk of Course :

Time Issued :

Chief Timekeeper : Graham Marshall

THESE RESULTS ARE PROVISIONAL UNTIL THE CONCLUSION OF ANY JUDICIAL AND TECHNICAL MATTERS

HS Sports Timing and Results Systems - Results and Lap Times at www.hssports.co.uk

ACU BRITISH SUPER SCOOTER CHAMPIONSHIP

LAP TIMES - RACE 37

1	Darren CONNEELY										
	Lap	1	2	3	4	5	6	7	8	9	10
	1	1:11.98	1:11.17	1:10.54	1:10.33						
3	Lee BAMBER										
	Lap	1	2	3	4	5	6	7	8	9	10
	1	1:11.58	1:10.86	1:10.98	1:10.58						
5	Warren WILKINSON										
	Lap	1	2	3	4	5	6	7	8	9	10
	1	1:11.77	1:10.84	1:10.94	1:11.25						
9	Taylor STURGESS										
	Lap	1	2	3	4	5	6	7	8	9	10
	1	1:18.33									
16	Chris GEYTON										
	Lap	1	2	3	4	5	6	7	8	9	10
	1	1:17.16	1:15.59	1:15.91	1:16.31						
41	Stuart DAY										
	Lap	1	2	3	4	5	6	7	8	9	10
	1	1:13.13	1:13.24	1:14.80	1:15.93						
42	Cereth HOGNETS										
	Lap	1	2	3	4	5	6	7	8	9	10
	1	1:33.78	1:33.26	1:32.45	1:35.76						
52	John WOODS										
	Lap	1	2	3	4	5	6	7	8	9	10
	1	1:19.27	1:17.20	1:18.42	1:18.52						
67	Danny LODER										
	Lap	1	2	3	4	5	6	7	8	9	10
	1	1:25.24	1:25.02	1:25.19	1:25.91						
69	Michael BONETT										
	Lap	1	2	3	4	5	6	7	8	9	10
	1	1:12.37	1:11.12	1:12.22	1:13.26						
97	Mark COOK										
	Lap	1	2	3	4	5	6	7	8	9	10
	1	1:21.86	1:21.01	1:21.61	1:21.99						

Lap Chart

ACU BRITISH SUPER SCOOTER CHAMPIONSHIP - RACE 37

Lap 1		Lap 2		Lap 3		Lap 4		Lap 5		Lap 6		Lap 7		Lap 8		Lap 9		Lap 10	
No	Time	No	Time	No	Time	No	Time	No	Time	No	Time	No	Time	No	Time	No	Time	No	Time
3	1:17.78	3	2:28.64	3	3:39.62	3	4:50.20												
5	1:17.96	5	2:28.80	5	3:39.74	1	4:50.37												
1	1:18.33	1	2:29.50	1	3:40.04	5	4:50.99												
69	1:18.74	69	2:29.86	69	3:42.08	69	4:55.34												
41	1:19.76	41	2:33.00	41	3:47.80	41	5:03.73												
16	1:24.43	16	2:40.02	16	3:55.93	16	5:12.24												
52	1:25.91	52	2:43.11	52	4:01.53	52	5:20.05												
9	1:25.99	97	2:50.43	97	4:12.04	97	5:34.03												
97	1:29.42	67	2:59.25	67	4:24.44	67	5:50.35												
67	1:34.23	42	3:15.77	42	4:48.22	42	6:23.98												
42	1:42.51																		

BRITISH HISTORIC RACING

EVENTS 6, 7 & 14

RESULT - RACE 38

PI	No	Evt	Name	Machine	Laps	Time	Behind	MPH	Best Lap on	MPH
1	84	14	Peter CARROLL	Honda CB500F	4	4:40.81		76.92	1:07.98	4 79.44
2	262	14	Daniel PRITCHARD	Suzuki T500	4	4:41.22	0.41	76.81	1:07.71	4 79.75
3	70	6	Ian BAIN	Norton CS1 520	4	4:43.66	2.85	76.15	1:08.96	2 78.31
4	234	7	David LINSDELL	Royal Enfield Bullet	4	4:53.21	12.40	73.67	1:10.36	4 76.75
5	100	7	Andy HUNT	Ducati Steelcraft 450	4	4:55.06	14.25	73.21	1:12.01	3 74.99
6	169	7	David TETLEY	Ducati Desmo 349	4	4:55.26	14.45	73.16	1:10.31	2 76.80
7	59	6	Jack HEBB	Norton Manx 499	4	5:05.27	24.46	70.76	1:13.60	2 73.37
8	108	14	Andrew WIDDOWSON	Suzuki GSX400F	4	5:12.03	31.22	69.22	1:15.41	2 71.61
9	227	14	Sarah MEASURES	Yamaha SR 498	4	5:13.55	32.74	68.89	1:16.03	4 71.02
10	140	14	Glynn NICHOLLS	Honda CB400N	4	5:14.69	33.88	68.64	1:15.77	4 71.27
11	242	6	Grant SELLARS	Velocette Venom 499	4	5:27.17	46.36	66.02	1:18.88	3 68.46
12	24	14	Joao QUINTANEIRO	YAMAHA SR500	4	5:28.22	47.41	65.81	1:19.32	3 68.08
13	87	14	Shaun MULLIGAN	Yamaha SR500	4	5:28.75	47.94	65.70	1:18.63	3 68.68
14	104	6	David BURRELL	Velocette Venom 500	4	5:30.84	50.03	65.29	1:19.48	4 67.94
15	281	14	Antony PERRETT	Suzuki T500	4	5:33.27	52.46	64.81	1:19.66	4 67.79
16	68	7	Keith RILEY	BSA B50	4	5:34.34	53.53	64.60	1:19.68	4 67.77
17	263	14	Michael GATHER	Yamaha XS500	4	5:55.08	1:14.27	60.83	1:25.70	2 63.01

Not-Classified

270	14	Kim HICKS	Yamaha SR500	0		Starter
-----	----	-----------	--------------	---	--	---------

Fastest Lap

262	14	Daniel PRITCHARD	Suzuki T500			1:07.71	4	79.75
-----	----	------------------	-------------	--	--	---------	---	-------

Start Time : 16:59

Darley Moor

20 May 18 17:07

Clerk of Course :

Time Issued :

Chief Timekeeper : Graham Marshall

THESE RESULTS ARE PROVISIONAL UNTIL THE CONCLUSION OF ANY JUDICIAL AND TECHNICAL MATTERS

HS Sports Timing and Results Systems - Results and Lap Times at www.hssports.co.uk



RESULT - RACE 38 - EVENT 14

PI	No	Evt	Name	Machine	Laps	Time	MPH	Best Lap on	MPH
1	84	14	Peter CARROLL	Honda CB500F	4	4:40.81	76.92	1:07.98	4 79.44
2	262	14	Daniel PRITCHARD	Suzuki T500	4	4:41.22	76.81	1:07.71	4 79.75
3	108	14	Andrew WIDDOWSON	Suzuki GSX400F	4	5:12.03	69.22	1:15.41	2 71.61
4	227	14	Sarah MEASURES	Yamaha SR 498	4	5:13.55	68.89	1:16.03	4 71.02
5	140	14	Glynn NICHOLLS	Honda CB400N	4	5:14.69	68.64	1:15.77	4 71.27
6	24	14	Joao QUINTANEIRO	YAMAHA SR500	4	5:28.22	65.81	1:19.32	3 68.08
7	87	14	Shaun MULLIGAN	Yamaha SR500	4	5:28.75	65.70	1:18.63	3 68.68
8	281	14	Antony PERRETT	Suzuki T500	4	5:33.27	64.81	1:19.66	4 67.79
9	263	14	Michael GATHER	Yamaha XS500	4	5:55.08	60.83	1:25.70	2 63.01

Not-Classified

270 14 Kim HICKS Yamaha SR500 0 Starter

Fastest Lap

262 14 Daniel PRITCHARD Suzuki T500 1:07.71 4 79.75

Start Time : 16:59

Darley Moor

20 May 18 17:07

Clerk of Course :

Time Issued :

Chief Timekeeper : Graham Marshall

THESE RESULTS ARE PROVISIONAL UNTIL THE CONCLUSION OF ANY JUDICIAL AND TECHNICAL MATTERS

HS Sports Timing and Results Systems - Results and Lap Times at www.hssports.co.uk

BRITISH HISTORIC RACING

RESULT - RACE 38 - EVENT 6

Pl	No	Evt	Name	Machine	Laps	Time	MPH	Best Lap on	MPH
1	70	6	Ian BAIN	Norton CS1 520	4	4:43.66	76.15	1:08.96	2 78.31
2	59	6	Jack HEBB	Norton Manx 499	4	5:05.27	70.76	1:13.60	2 73.37
3	242	6	Grant SELLARS	Velocette Venom 499	4	5:27.17	66.02	1:18.88	3 68.46
4	104	6	David BURRELL	Velocette Venom 500	4	5:30.84	65.29	1:19.48	4 67.94

Fastest Lap

70 6 Ian BAIN Norton CS1 520 1:08.96 2 78.31

Start Time : 16:59

Darley Moor

20 May 18 17:07

Clerk of Course :

Time Issued :

Chief Timekeeper : Graham Marshall

THESE RESULTS ARE PROVISIONAL UNTIL THE CONCLUSION OF ANY JUDICIAL AND TECHNICAL MATTERS

HS Sports Timing and Results Systems - Results and Lap Times at www.hssports.co.uk

BRITISH HISTORIC RACING

RESULT - RACE 38 - EVENT 7

Pl	No	Evt	Name	Machine	Laps	Time	MPH	Best Lap on	MPH
1	234	7	David LINSDELL	Royal Enfield Bullet	4	4:53.21	73.67	1:10.36	4 76.75
2	100	7	Andy HUNT	Ducati Steelcraft 450	4	4:55.06	73.21	1:12.01	3 74.99
3	169	7	David TETLEY	Ducati Desmo 349	4	4:55.26	73.16	1:10.31	2 76.80
4	68	7	Keith RILEY	BSA B50	4	5:34.34	64.60	1:19.68	4 67.77

Fastest Lap

169	7	David TETLEY	Ducati Desmo 349	1:10.31	2	76.80
-----	---	--------------	------------------	---------	---	-------

Start Time : 16:59

Darley Moor

20 May 18 17:07

Clerk of Course :

Time Issued :

Chief Timekeeper : Graham Marshall

THESE RESULTS ARE PROVISIONAL UNTIL THE CONCLUSION OF ANY JUDICIAL AND TECHNICAL MATTERS

HS Sports Timing and Results Systems - Results and Lap Times at www.hssports.co.uk

EVENTS 6, 7 & 14

LAP TIMES - RACE 38

24	Joao QUINTANEIRO										
	Lap	1	2	3	4	5	6	7	8	9	10
	1	1:22.26	1:19.65	1:19.32	1:19.48						
59	Jack HEBB										
	Lap	1	2	3	4	5	6	7	8	9	10
	1	1:15.11	1:13.60	1:15.00	1:14.84						
68	Keith RILEY										
	Lap	1	2	3	4	5	6	7	8	9	10
	1	1:26.35	1:20.07	1:19.94	1:19.68						
70	Ian BAIN										
	Lap	1	2	3	4	5	6	7	8	9	10
	1	1:10.46	1:08.96	1:09.03	1:09.12						
84	Peter CARROLL										
	Lap	1	2	3	4	5	6	7	8	9	10
	1	1:09.69	1:08.80	1:08.12	1:07.98						
87	Shaun MULLIGAN										
	Lap	1	2	3	4	5	6	7	8	9	10
	1	1:23.47	1:19.81	1:18.63	1:18.80						
100	Andy HUNT										
	Lap	1	2	3	4	5	6	7	8	9	10
	1	1:12.44	1:12.08	1:12.01	1:12.09						
104	David BURRELL										
	Lap	1	2	3	4	5	6	7	8	9	10
	1	1:23.21	1:19.89	1:20.30	1:19.48						
108	Andrew WIDDOWSON										
	Lap	1	2	3	4	5	6	7	8	9	10
	1	1:16.99	1:15.41	1:16.05	1:16.84						
140	Glynn NICHOLLS										
	Lap	1	2	3	4	5	6	7	8	9	10
	1	1:18.45	1:16.77	1:16.56	1:15.77						
169	David TETLEY										
	Lap	1	2	3	4	5	6	7	8	9	10
	1	1:13.66	1:10.31	1:12.27	1:11.66						
227	Sarah MEASURES										
	Lap	1	2	3	4	5	6	7	8	9	10
	1	1:17.49	1:16.19	1:16.54	1:16.03						
234	David LINSDELL										
	Lap	1	2	3	4	5	6	7	8	9	10
	1	1:12.57	1:12.44	1:11.23	1:10.36						

242 Grant SELLARS

Lap	1	2	3	4	5	6	7	8	9	10
1	1:21.95	1:19.09	1:18.88	1:19.74						

262 Daniel PRITCHARD

Lap	1	2	3	4	5	6	7	8	9	10
1	1:09.58	1:09.36	1:08.19	1:07.71						

263 Michael GATHER

Lap	1	2	3	4	5	6	7	8	9	10
1	1:28.75	1:25.70	1:25.77	1:26.75						

281 Antony PERRETT

Lap	1	2	3	4	5	6	7	8	9	10
1	1:24.98	1:20.19	1:20.00	1:19.66						

Lap Chart

EVENTS 6, 7 & 14 - RACE 38

Lap 1		Lap 2		Lap 3		Lap 4		Lap 5		Lap 6		Lap 7		Lap 8		Lap 9		Lap 10	
No	Time	No	Time	No	Time	No	Time	No	Time	No	Time	No	Time	No	Time	No	Time	No	Time
84	1:15.91	84	2:24.71	84	3:32.83	84	4:40.81												
262	1:15.96	262	2:25.32	262	3:33.51	262	4:41.22												
70	1:16.55	70	2:25.51	70	3:34.54	70	4:43.66												
100	1:18.88	100	2:30.96	234	3:42.85	234	4:53.21												
234	1:19.18	169	2:31.33	100	3:42.97	100	4:55.06												
169	1:21.02	234	2:31.62	169	3:43.60	169	4:55.26												
59	1:21.83	59	2:35.43	59	3:50.43	59	5:05.27												
108	1:23.73	108	2:39.14	108	3:55.19	108	5:12.03												
227	1:24.79	227	2:40.98	227	3:57.52	227	5:13.55												
140	1:25.59	140	2:42.36	140	3:58.92	140	5:14.69												
242	1:29.46	242	2:48.55	242	4:07.43	242	5:27.17												
24	1:29.77	24	2:49.42	24	4:08.74	24	5:28.22												
104	1:31.17	104	2:51.06	87	4:09.95	87	5:28.75												
87	1:31.51	87	2:51.32	104	4:11.36	104	5:30.84												
281	1:33.42	281	2:53.61	281	4:13.61	281	5:33.27												
68	1:34.65	68	2:54.72	68	4:14.66	68	5:34.34												
263	1:36.86	263	3:02.56	263	4:28.33	263	5:55.08												

BRITISH HISTORIC RACING

EVENTS 15, 16, 17 & 23A

RESULT - RACE 39

PI	No	Evt	Name	Machine	Laps	Time	Behind	MPH	Best Lap on	MPH
1	128	17	HORTON / BUXTON	Wintech Suzuki 1100	4	4:45.19		75.74	1:08.39	4 78.96
2	147	17	LISSAMAN/ LEETON	JPR Moorespeed	4	5:03.04	17.85	71.28	1:13.87	3 73.10
3	46	17	BIBBY/ HEANEY	Morgan Racing 1208	4	5:11.96	26.77	69.24	1:15.53	2 71.49
4	187	17	ABRAHAMS/ ABRAHAMS	Vincent Rapide 998	4	5:12.78	27.59	69.06	1:16.09	2 70.97
5	73	17	CRAWFORD/ BAXTER	SDD Imp 1040	4	5:28.79	43.60	65.70	1:18.93	4 68.42
6	4	16	BLEACH/ DAWS	Norton Ducker Lynx	4	5:30.31	45.12	65.39	1:19.31	4 68.09
7	27	17	HUTCHINSON/ MILLINGTON	Berkley T60 1293	4	5:51.83	1:06.64	61.39	1:25.73	3 62.99
8	656	23a	DAVENPORT/ DAVENPORT	Aprilia RS 125	4	5:53.19	1:08.00	61.16	1:25.64	3 63.05

Fastest Lap

128 17 HORTON / BUXTON Wintech Suzuki 1100 1:08.39 4 78.96

Start Time : 17:10

Darley Moor

20 May 18 17:17

Clerk of Course :

Time Issued :

Chief Timekeeper : Graham Marshall

THESE RESULTS ARE PROVISIONAL UNTIL THE CONCLUSION OF ANY JUDICIAL AND TECHNICAL MATTERS

HS Sports Timing and Results Systems - Results and Lap Times at www.hssports.co.uk

BRITISH HISTORIC RACING

RESULT - RACE 39 - EVENT 16

Pl	No	Evt	Name	Machine	Laps	Time	MPH	Best Lap on	MPH
1	4	16	BLEACH/ DAWS	Norton Ducker Lynx	4	5:30.31	65.39	1:19.31	4 68.09

Fastest Lap

4	16	BLEACH/ DAWS	Norton Ducker Lynx	1:19.31	4	68.09
---	----	--------------	--------------------	---------	---	-------

Start Time : 17:10

Darley Moor

20 May 18 17:17

Clerk of Course :

Time Issued :

Chief Timekeeper : Graham Marshall

THESE RESULTS ARE PROVISIONAL UNTIL THE CONCLUSION OF ANY JUDICIAL AND TECHNICAL MATTERS

HS Sports Timing and Results Systems - Results and Lap Times at www.hssports.co.uk

BRITISH HISTORIC RACING

RESULT - RACE 39 - EVENT 17

PI	No	Evt	Name	Machine	Laps	Time	MPH	Best Lap on	MPH
1	128	17	HORTON / BUXTON	Wintech Suzuki 1100	4	4:45.19	75.74	1:08.39	4 78.96
2	147	17	LISSAMAN/ LEETON	JPR Moorespeed	4	5:03.04	71.28	1:13.87	3 73.10
3	46	17	BIBBY/ HEANEY	Morgan Racing 1208	4	5:11.96	69.24	1:15.53	2 71.49
4	187	17	ABRAHAMS/ ABRAHAMS	Vincent Rapide 998	4	5:12.78	69.06	1:16.09	2 70.97
5	73	17	CRAWFORD/ BAXTER	SDD Imp 1040	4	5:28.79	65.70	1:18.93	4 68.42
6	27	17	HUTCHINSON/ MILLINGTON	Berkley T60 1293	4	5:51.83	61.39	1:25.73	3 62.99

Fastest Lap

128 17 HORTON / BUXTON Wintech Suzuki 1100 1:08.39 4 78.96

Start Time : 17:10

Darley Moor

20 May 18 17:17

Clerk of Course :

Time Issued :

Chief Timekeeper : Graham Marshall

THESE RESULTS ARE PROVISIONAL UNTIL THE CONCLUSION OF ANY JUDICIAL AND TECHNICAL MATTERS

HS Sports Timing and Results Systems - Results and Lap Times at www.hssports.co.uk



RESULT - RACE 39 - EVENT 23a

PI	No	Evt	Name	Machine	Laps	Time	MPH	Best Lap on	MPH
1	656	23a	DAVENPORT/ DAVENPORT	Aprilia RS 125	4	5:53.19	61.16	1:25.64	3 63.05

Fastest Lap

656 23a DAVENPORT/ DAVENPORT Aprilia RS 125 1:25.64 3 63.05

Start Time : 17:10

Darley Moor

20 May 18 17:17

Clerk of Course :

Time Issued :

Chief Timekeeper : Graham Marshall

THESE RESULTS ARE PROVISIONAL UNTIL THE CONCLUSION OF ANY JUDICIAL AND TECHNICAL MATTERS

HS Sports Timing and Results Systems - Results and Lap Times at www.hssports.co.uk

EVENTS 15, 16, 17 & 23A

LAP TIMES - RACE 39

4	BLEACH/ DAWS										
	Lap	1	2	3	4	5	6	7	8	9	10
	1	1:21.31	1:20.66	1:21.02	1:19.31						

27	HUTCHINSON/ MILLINGTON										
	Lap	1	2	3	4	5	6	7	8	9	10
	1	1:25.83	1:26.06	1:25.73	1:26.08						

46	BIBBY/ HEANEY										
	Lap	1	2	3	4	5	6	7	8	9	10
	1	1:15.52	1:15.53	1:16.86	1:16.62						

73	CRAWFORD/ BAXTER										
	Lap	1	2	3	4	5	6	7	8	9	10
	1	1:20.81	1:20.92	1:20.65	1:18.93						

128	HORTON / BUXTON										
	Lap	1	2	3	4	5	6	7	8	9	10
	1	1:11.42	1:09.62	1:09.65	1:08.39						

147	LISSAMAN/ LEETON										
	Lap	1	2	3	4	5	6	7	8	9	10
	1	1:14.13	1:13.91	1:13.87	1:14.63						

187	ABRAHAMS/ ABRAHAMS										
	Lap	1	2	3	4	5	6	7	8	9	10
	1	1:15.24	1:16.09	1:16.71	1:18.01						

656	DAVENPORT/ DAVENPORT										
	Lap	1	2	3	4	5	6	7	8	9	10
	1	1:26.58	1:26.29	1:25.64	1:25.97						

Lap Chart

EVENTS 15, 16, 17 & 23A - RACE 39

Lap 1		Lap 2		Lap 3		Lap 4		Lap 5		Lap 6		Lap 7		Lap 8		Lap 9		Lap 10	
No	Time	No	Time	No	Time	No	Time	No	Time	No	Time	No	Time	No	Time	No	Time	No	Time
128	1:17.53	128	2:27.15	128	3:36.80	128	4:45.19												
147	1:20.63	147	2:34.54	147	3:48.41	147	5:03.04												
187	1:21.97	187	2:38.06	187	3:54.77	46	5:11.96												
46	1:22.95	46	2:38.48	46	3:55.34	187	5:12.78												
73	1:28.29	73	2:49.21	73	4:09.86	73	5:28.79												
4	1:29.32	4	2:49.98	4	4:11.00	4	5:30.31												
27	1:33.96	27	3:00.02	27	4:25.75	27	5:51.83												
656	1:35.29	656	3:01.58	656	4:27.22	656	5:53.19												

BRITISH HISTORIC RACING

EVENTS 1, 3 & 14

RESULT - RACE 40

PI	No	Evt	Name	Machine	Laps	Time	Behind	MPH	Best Lap on	MPH
1	70	1	Ian BAIN	Norton CS1 520	4	5:03.49		71.17	1:13.49	3 73.48
2	100	3	Andy HUNT	Ducati Steelcraft 250	4	5:07.82	4.33	70.17	1:14.71	2 72.28
3	56	3	Matthew HEBB	Ducati MK III 250	4	5:11.73	8.24	69.29	1:15.53	2 71.49
4	47	1	Mervyn STRATFORD	Rudge 249	4	5:24.93	21.44	66.48	1:17.59	2 69.60
5	248	3	Andrew PIGGOTT	Ducati MK III 250	4	5:40.56	37.07	63.42	1:22.68	2 65.31

Fastest Lap

70	1	Ian BAIN	Norton CS1 520					1:13.49	3	73.48
----	---	----------	----------------	--	--	--	--	---------	---	-------

Start Time : 17:20

Darley Moor

20 May 18 17:27

Clerk of Course :

Time Issued :

Chief Timekeeper : Graham Marshall

THESE RESULTS ARE PROVISIONAL UNTIL THE CONCLUSION OF ANY JUDICIAL AND TECHNICAL MATTERS

HS Sports Timing and Results Systems - Results and Lap Times at www.hssports.co.uk

BRITISH HISTORIC RACING

RESULT - RACE 40 - EVENT 1

Pl	No	Evt	Name	Machine	Laps	Time	MPH	Best Lap on	MPH
1	70	1	Ian BAIN	Norton CS1 520	4	5:03.49	71.17	1:13.49	3 73.48
2	47	1	Mervyn STRATFORD	Rudge 249	4	5:24.93	66.48	1:17.59	2 69.60

Fastest Lap

70	1	Ian BAIN	Norton CS1 520	1:13.49	3	73.48
----	---	----------	----------------	---------	---	-------

Start Time : 17:20

Darley Moor

20 May 18 17:27

Clerk of Course :

Time Issued :

Chief Timekeeper : Graham Marshall

THESE RESULTS ARE PROVISIONAL UNTIL THE CONCLUSION OF ANY JUDICIAL AND TECHNICAL MATTERS

HS Sports Timing and Results Systems - Results and Lap Times at www.hssports.co.uk

BRITISH HISTORIC RACING

RESULT - RACE 40 - EVENT 3

Pl	No	Evt	Name	Machine	Laps	Time	MPH	Best Lap on	MPH
1	100	3	Andy HUNT	Ducati Steelcraft 250	4	5:07.82	70.17	1:14.71	2 72.28
2	56	3	Matthew HEBB	Ducati MK III 250	4	5:11.73	69.29	1:15.53	2 71.49
3	248	3	Andrew PIGGOTT	Ducati MK III 250	4	5:40.56	63.42	1:22.68	2 65.31

Fastest Lap

100	3	Andy HUNT	Ducati Steelcraft 250	1:14.71	2	72.28
-----	---	-----------	-----------------------	---------	---	-------

Start Time : 17:20

Darley Moor

20 May 18 17:27

Clerk of Course :

Time Issued :

Chief Timekeeper : Graham Marshall

THESE RESULTS ARE PROVISIONAL UNTIL THE CONCLUSION OF ANY JUDICIAL AND TECHNICAL MATTERS

HS Sports Timing and Results Systems - Results and Lap Times at www.hssports.co.uk

EVENTS 1, 3 & 14

LAP TIMES - RACE 40

47 Mervyn STRATFORD

Lap	1	2	3	4	5	6	7	8	9	10
1	1:21.08	1:17.59	1:18.87	1:19.76						

56 Matthew HEBB

Lap	1	2	3	4	5	6	7	8	9	10
1	1:15.94	1:15.53	1:16.14	1:16.86						

70 Ian BAIN

Lap	1	2	3	4	5	6	7	8	9	10
1	1:14.00	1:14.22	1:13.49	1:15.25						

100 Andy HUNT

Lap	1	2	3	4	5	6	7	8	9	10
1	1:15.69	1:14.71	1:15.36	1:15.40						

248 Andrew PIGGOTT

Lap	1	2	3	4	5	6	7	8	9	10
1	1:23.15	1:22.68	1:22.95	1:24.27						

Lap Chart

EVENTS 1, 3 & 14 - RACE 40

Lap 1		Lap 2		Lap 3		Lap 4		Lap 5		Lap 6		Lap 7		Lap 8		Lap 9		Lap 10	
No	Time	No	Time	No	Time	No	Time	No	Time	No	Time	No	Time	No	Time	No	Time	No	Time
70	1:20.53	70	2:34.75	70	3:48.24	70	5:03.49												
100	1:22.35	100	2:37.06	100	3:52.42	100	5:07.82												
56	1:23.20	56	2:38.73	56	3:54.87	56	5:11.73												
47	1:28.71	47	2:46.30	47	4:05.17	47	5:24.93												
248	1:30.66	248	2:53.34	248	4:16.29	248	5:40.56												