

BRITISH HISTORIC RACING

CADWELL PARK RESULTS

Saturday 1st /Sunday 2nd July 2017

RESULTS BY



HS Sports Ltd
Kinetic House, Varey Road
Congleton, Cheshire CW12 1UW
Tel. +44 (0)1260 275708
Fax +44 (0)1260 295625
www.hssports.co.uk



GOODWIN & PALLETFORCE CHAMPIONSHIPS

RESULT - RACE 1

PI	No	Evt	Name	Machine	Laps	Time	Behind	MPH	Best Lap on	MPH
1	60	5	Richard HAWKINS	Ducati MK III 349	4	7:37.54		68.61	1:52.62	2 69.69
2	74	5	Dave MATRAVERS	Seeley 7R 350	4	7:43.10	5.56	67.79	1:53.59	2 69.09
3	195	4	Graham BULLER	Norton 40M 348	4	7:57.76	20.22	65.71	1:56.05	4 67.63
4	3	4	Nick BEDFORD	Norton Manx 348	4	7:58.64	21.10	65.59	1:56.70	4 67.25
5	215	4	Ian LUCAS	Norton Manx 350	4	8:24.48	46.94	62.23	2:04.09	3 63.24
6	4	4	Ian HENSHAW	Royal Enfield Clipper	4	8:31.43	53.89	61.38	2:04.97	4 62.80
7	96	4	Geoff LEATHER	Norton Manx 350	4	8:33.07	55.53	61.18	2:07.05	4 61.77
8	18	4	Paul MATRAVERS	Norton Manx 350	4	8:50.38	1:12.84	59.19	2:08.80	4 60.93
9	209	4	Mick BALDWIN	AJS 7R 349	4	8:50.60	1:13.06	59.16	2:09.16	3 60.76
10	186	4	Sean GAUCHWIN	Royal Enfield Bullet	4	9:55.18	2:17.64	52.74	2:24.94	4 54.15

Fastest Lap

60 5 Richard HAWKINS Ducati MK III 349 1:52.62 2 69.69

Start Time : 10:41

Cadwell Park

01 Jul 17 10:51

Clerk of Course :

Time Issued :

Chief Timekeeper : Anthony Smith

THESE RESULTS ARE PROVISIONAL UNTIL THE CONCLUSION OF ANY JUDICIAL AND TECHNICAL MATTERS

HS Sports Timing and Results Systems - Results and Lap Times at www.hssports.co.uk



GOODWIN & PALLETFORCE CHAMPIONSHIPS

RESULT - RACE 1 - EVENT 4

PI	No	Evt	Name	Machine	Laps	Time	MPH	Best Lap on	MPH
1	195	4	Graham BULLER	Norton 40M 348	4	7:57.76	65.71	1:56.05	4 67.63
2	3	4	Nick BEDFORD	Norton Manx 348	4	7:58.64	65.59	1:56.70	4 67.25
3	215	4	Ian LUCAS	Norton Manx 350	4	8:24.48	62.23	2:04.09	3 63.24
4	4	4	Ian HENSHAW	Royal Enfield Clipper	4	8:31.43	61.38	2:04.97	4 62.80
5	96	4	Geoff LEATHER	Norton Manx 350	4	8:33.07	61.18	2:07.05	4 61.77
6	18	4	Paul MATRAVERS	Norton Manx 350	4	8:50.38	59.19	2:08.80	4 60.93
7	209	4	Mick BALDWIN	AJS 7R 349	4	8:50.60	59.16	2:09.16	3 60.76
8	186	4	Sean GAUCHWIN	Royal Enfield Bullet	4	9:55.18	52.74	2:24.94	4 54.15

Fastest Lap

195 4 Graham BULLER Norton 40M 348 1:56.05 4 67.63

Start Time : 10:41

Cadwell Park

01 Jul 17 10:52

Clerk of Course :

Time Issued :

Chief Timekeeper : Anthony Smith

THESE RESULTS ARE PROVISIONAL UNTIL THE CONCLUSION OF ANY JUDICIAL AND TECHNICAL MATTERS

HS Sports Timing and Results Systems - Results and Lap Times at www.hssports.co.uk



GOODWIN & PALLETFORCE CHAMPIONSHIPS

RESULT - RACE 1 - EVENT 5

Pl	No	Evt	Name	Machine	Laps	Time	MPH	Best Lap on	MPH
1	60	5	Richard HAWKINS	Ducati MK III 349	4	7:37.54	68.61	1:52.62	2 69.69
2	74	5	Dave MATRAVERS	Seeley 7R 350	4	7:43.10	67.79	1:53.59	2 69.09

Fastest Lap

60	5	Richard HAWKINS	Ducati MK III 349	1:52.62	2	69.69
----	---	-----------------	-------------------	---------	---	-------

Start Time : 10:41

Cadwell Park

01 Jul 17 10:52

Clerk of Course :

Time Issued :

Chief Timekeeper : Anthony Smith

THESE RESULTS ARE PROVISIONAL UNTIL THE CONCLUSION OF ANY JUDICIAL AND TECHNICAL MATTERS

HS Sports Timing and Results Systems - Results and Lap Times at www.hssports.co.uk

GOODWIN & PALLETFORCE CHAMPIONSHIPS

LAP TIMES - RACE 1

3	Nick BEDFORD										
	Lap	1	2	3	4	5	6	7	8	9	10
	1	2:01.89	1:58.76	1:58.10	1:56.70						

4	Ian HENSHAW										
	Lap	1	2	3	4	5	6	7	8	9	10
	1	2:10.58	2:05.60	2:07.08	2:04.97						

18	Paul MATRAVERS										
	Lap	1	2	3	4	5	6	7	8	9	10
	1	2:15.34	2:11.51	2:10.13	2:08.80						

60	Richard HAWKINS										
	Lap	1	2	3	4	5	6	7	8	9	10
	1	1:57.58	1:52.62	1:52.84	1:52.95						

74	Dave MATRAVERS										
	Lap	1	2	3	4	5	6	7	8	9	10
	1	1:58.77	1:53.59	1:53.75	1:55.01						

96	Geoff LEATHER										
	Lap	1	2	3	4	5	6	7	8	9	10
	1	2:08.44	2:07.39	2:07.13	2:07.05						

186	Sean GAUCHWIN										
	Lap	1	2	3	4	5	6	7	8	9	10
	1	2:32.42	2:26.99	2:25.46	2:24.94						

195	Graham BULLER										
	Lap	1	2	3	4	5	6	7	8	9	10
	1	2:01.80	1:58.02	1:58.13	1:56.05						

209	Mick BALDWIN										
	Lap	1	2	3	4	5	6	7	8	9	10
	1	2:15.82	2:11.59	2:09.16	2:09.63						

215	Ian LUCAS										
	Lap	1	2	3	4	5	6	7	8	9	10
	1	2:07.27	2:04.20	2:04.09	2:04.25						

Lap Chart

GOODWIN & PALLETFORCE CHAMPIONSHIPS - RACE 1

Lap 1		Lap 2		Lap 3		Lap 4		Lap 5		Lap 6		Lap 7		Lap 8		Lap 9		Lap 10	
No	Time	No	Time	No	Time	No	Time	No	Time	No	Time	No	Time	No	Time	No	Time	No	Time
60	1:59.13	60	3:51.75	60	5:44.59	60	7:37.54												
74	2:00.75	74	3:54.34	74	5:48.09	74	7:43.10												
3	2:05.08	195	4:03.58	195	6:01.71	195	7:57.76												
195	2:05.56	3	4:03.84	3	6:01.94	3	7:58.64												
96	2:11.50	215	4:16.14	215	6:20.23	215	8:24.48												
215	2:11.94	96	4:18.89	96	6:26.02	4	8:31.43												
4	2:13.78	4	4:19.38	4	6:26.46	96	8:33.07												
18	2:19.94	18	4:31.45	209	6:40.97	18	8:50.38												
209	2:20.22	209	4:31.81	18	6:41.58	209	8:50.60												
186	2:37.79	186	5:04.78	186	7:30.24	186	9:55.18												



SUPERMONO GB & CLASSIC RACER MAGAZINE CHAMPIONSHIPS

RESULT - RACE 2

PI	No	Evt	Name	Machine	Laps	Time	Behind	MPH	Best Lap on	MPH
1	98	13	Carl SMALLEY	BMW K100	4	7:27.02		70.23	1:48.71	4 72.19
2	213	13	Gary PORTER	BSA Rob North 930	4	7:28.52	1.50	69.99	1:48.35	4 72.43
3	59	22	Daniel LEDGER	KTM SMC 650	4	7:29.27	2.25	69.87	1:49.27	4 71.82
4	75	22	James LUCK	Tigcraft Yamaha 700	4	7:41.23	14.21	68.06	1:52.81	2 69.57
5	107	22	Clive SOMERFIELD	Honda Kerby 500	4	7:49.03	22.01	66.93	1:55.30	2 68.07
6	23	13	Paul HOLLIDAY	BMW R75/5 1040	4	7:50.86	23.84	66.67	1:55.03	4 68.23
7	264	13	Nic POWELL	Moto Guzzi 744	4	8:00.56	33.54	65.32	1:57.51	2 66.79
8	138	13	Mike KEMP	Norton Atlas 745	4	8:04.50	37.48	64.79	1:57.20	4 66.96
9	257	13	Richard STUBBS	BMW R100 980	4	8:11.72	44.70	63.84	2:00.01	3 65.39
10	229	13	Robert BEVAN	Triumph Metisse 750	4	8:13.37	46.35	63.63	1:59.01	3 65.94
11	71	13	Gary HIRONS	Norton Interpol 2	4	8:15.68	48.66	63.33	2:01.19	4 64.76
12	191	13	Mark LEETON	Ducati TT2 600	4	8:16.25	49.23	63.26	2:00.00	4 65.40
13	271	13	Phil BOOTHERSTONE	Triumph Daytona 490	4	8:39.66	1:12.64	60.41	2:06.21	4 62.18
14	118	13	Charlie OLLIS	MZ TS250/1	4	8:40.68	1:13.66	60.29	2:06.08	4 62.25
15	154	13	Dave FITZPATRICK	Laverda Montjuic 499	4	8:47.24	1:20.22	59.54	2:08.23	4 61.20
16	295	13	Charles OLLIS	MZ Supa 5 250	4	9:25.58	1:58.56	55.50	2:19.04	3 56.44

Fastest Lap

213 13 Gary PORTER BSA Rob North 930 1:48.35 4 72.43

Start Time : 10:56

Cadwell Park

01 Jul 17 11:06

Clerk of Course :

Time Issued :

Chief Timekeeper : Anthony Smith

THESE RESULTS ARE PROVISIONAL UNTIL THE CONCLUSION OF ANY JUDICIAL AND TECHNICAL MATTERS

HS Sports Timing and Results Systems - Results and Lap Times at www.hssports.co.uk



SUPERMONO GB & CLASSIC RACER MAGAZINE CHAMPIONSHIPS

RESULT - RACE 2 - EVENT 13

PI	No	Evt	Name	Machine	Laps	Time	MPH	Best Lap on	MPH
1	98	13	Carl SMALLEY	BMW K100	4	7:27.02	70.23	1:48.71	4 72.19
2	213	13	Gary PORTER	BSA Rob North 930	4	7:28.52	69.99	1:48.35	4 72.43
3	23	13	Paul HOLLIDAY	BMW R75/5 1040	4	7:50.86	66.67	1:55.03	4 68.23
4	264	13	Nic POWELL	Moto Guzzi 744	4	8:00.56	65.32	1:57.51	2 66.79
5	138	13	Mike KEMP	Norton Atlas 745	4	8:04.50	64.79	1:57.20	4 66.96
6	257	13	Richard STUBBS	BMW R100 980	4	8:11.72	63.84	2:00.01	3 65.39
7	229	13	Robert BEVAN	Triumph Metisse 750	4	8:13.37	63.63	1:59.01	3 65.94
8	71	13	Gary HIRONS	Norton Interpol 2	4	8:15.68	63.33	2:01.19	4 64.76
9	191	13	Mark LEETON	Ducati TT2 600	4	8:16.25	63.26	2:00.00	4 65.40
10	271	13	Phil BOOTHERSTONE	Triumph Daytona 490	4	8:39.66	60.41	2:06.21	4 62.18
11	118	13	Charlie OLLIS	MZ TS250/1	4	8:40.68	60.29	2:06.08	4 62.25
12	154	13	Dave FITZPATRICK	Laverda Montjuic 499	4	8:47.24	59.54	2:08.23	4 61.20
13	295	13	Charles OLLIS	MZ Supa 5 250	4	9:25.58	55.50	2:19.04	3 56.44

Fastest Lap

213 13 Gary PORTER BSA Rob North 930 1:48.35 4 72.43

Start Time : 10:56

Cadwell Park

01 Jul 17 11:06

Clerk of Course :

Time Issued :

Chief Timekeeper : Anthony Smith

THESE RESULTS ARE PROVISIONAL UNTIL THE CONCLUSION OF ANY JUDICIAL AND TECHNICAL MATTERS

HS Sports Timing and Results Systems - Results and Lap Times at www.hssports.co.uk



SUPERMONO GB & CLASSIC RACER MAGAZINE CHAMPIONSHIPS

RESULT - RACE 2 - EVENT 22

PI	No	Evt	Name	Machine	Laps	Time	MPH	Best Lap on	MPH
1	59	22	Daniel LEDGER	KTM SMC 650	4	7:29.27	69.87	1:49.27	4 71.82
2	75	22	James LUCK	Tigcraft Yamaha 700	4	7:41.23	68.06	1:52.81	2 69.57
3	107	22	Clive SOMERFIELD	Honda Kerby 500	4	7:49.03	66.93	1:55.30	2 68.07

Fastest Lap

59 22 Daniel LEDGER KTM SMC 650 1:49.27 4 71.82

Start Time : 10:56

Cadwell Park

01 Jul 17 11:06

Clerk of Course :

Time Issued :

Chief Timekeeper : Anthony Smith

THESE RESULTS ARE PROVISIONAL UNTIL THE CONCLUSION OF ANY JUDICIAL AND TECHNICAL MATTERS

HS Sports Timing and Results Systems - Results and Lap Times at www.hssports.co.uk

SUPERMONO GB & CLASSIC RACER MAGAZINE CHAMPIONSHIPS

LAP TIMES - RACE 2

23	Paul HOLLIDAY										
	Lap	1	2	3	4	5	6	7	8	9	10
	1	2:00.48	1:56.53	1:55.13	1:55.03						
59	Daniel LEDGER										
	Lap	1	2	3	4	5	6	7	8	9	10
	1	1:55.89	1:51.62	1:50.58	1:49.27						
71	Gary HIRONS										
	Lap	1	2	3	4	5	6	7	8	9	10
	1	2:04.08	2:03.14	2:02.00	2:01.19						
75	James LUCK										
	Lap	1	2	3	4	5	6	7	8	9	10
	1	1:58.77	1:52.81	1:53.41	1:53.74						
98	Carl SMALLEY										
	Lap	1	2	3	4	5	6	7	8	9	10
	1	1:54.29	1:51.14	1:48.96	1:48.71						
107	Clive SOMERFIELD										
	Lap	1	2	3	4	5	6	7	8	9	10
	1	1:59.38	1:55.30	1:55.85	1:56.86						
118	Charlie OLLIS										
	Lap	1	2	3	4	5	6	7	8	9	10
	1	2:14.54	2:08.61	2:06.46	2:06.08						
138	Mike KEMP										
	Lap	1	2	3	4	5	6	7	8	9	10
	1	2:04.77	1:59.37	1:57.92	1:57.20						
154	Dave FITZPATRICK										
	Lap	1	2	3	4	5	6	7	8	9	10
	1	2:13.08	2:10.85	2:09.43	2:08.23						
191	Mark LEETON										
	Lap	1	2	3	4	5	6	7	8	9	10
	1	2:02.74	2:08.69	2:00.14	2:00.00						
213	Gary PORTER										
	Lap	1	2	3	4	5	6	7	8	9	10
	1	1:56.11	1:49.59	1:49.33	1:48.35						
229	Robert BEVAN										
	Lap	1	2	3	4	5	6	7	8	9	10
	1	2:05.72	2:02.65	1:59.01	2:01.13						
257	Richard STUBBS										
	Lap	1	2	3	4	5	6	7	8	9	10
	1	2:05.64	2:00.87	2:00.01	2:00.09						

264 Nic POWELL

Lap	1	2	3	4	5	6	7	8	9	10
1	2:01.76	1:57.51	1:58.21	1:59.04						

271 Phil BOOTHERSTONE

Lap	1	2	3	4	5	6	7	8	9	10
1	2:13.76	2:08.72	2:06.28	2:06.21						

295 Charles OLLIS

Lap	1	2	3	4	5	6	7	8	9	10
1	2:22.56	2:19.32	2:19.04	2:19.71						

Lap Chart

SUPERMONO GB & CLASSIC RACER MAGAZINE CHAMPIONSHIPS - RACE 2

Lap 1		Lap 2		Lap 3		Lap 4		Lap 5		Lap 6		Lap 7		Lap 8		Lap 9		Lap 10	
No	Time	No	Time	No	Time	No	Time	No	Time	No	Time	No	Time	No	Time	No	Time	No	Time
59	1:57.80	98	3:49.35	98	5:38.31	98	7:27.02												
98	1:58.21	59	3:49.42	59	5:40.00	213	7:28.52												
107	2:01.02	213	3:50.84	213	5:40.17	59	7:29.27												
213	2:01.25	75	3:54.08	75	5:47.49	75	7:41.23												
75	2:01.27	107	3:56.32	107	5:52.17	107	7:49.03												
23	2:04.17	23	4:00.70	23	5:55.83	23	7:50.86												
264	2:05.80	264	4:03.31	264	6:01.52	264	8:00.56												
191	2:07.42	138	4:09.38	138	6:07.30	138	8:04.50												
71	2:09.35	257	4:11.62	257	6:11.63	257	8:11.72												
138	2:10.01	71	4:12.49	229	6:12.24	229	8:13.37												
229	2:10.58	229	4:13.23	71	6:14.49	71	8:15.68												
257	2:10.75	191	4:16.11	191	6:16.25	191	8:16.25												
271	2:18.45	271	4:27.17	271	6:33.45	271	8:39.66												
154	2:18.73	118	4:28.14	118	6:34.60	118	8:40.68												
118	2:19.53	154	4:29.58	154	6:39.01	154	8:47.24												
295	2:27.51	295	4:46.83	295	7:05.87	295	9:25.58												



PENGUIN SPEED SHOP & SIDECAR RADIO CHAMPIONSHIPS

RESULT - RACE 3

PI	No	Evt	Name	Machine	Laps	Time	Behind	MPH	Best Lap on	MPH
1	98	18	GAGG/ HASE	BMW K100 1093	4	8:32.34		61.27	2:04.82	3 62.87
2	69	17	BOOTE/ MORRIS	MRE Nourish 950	4	8:55.44	23.10	58.63	2:04.66	2 62.96
3	49	18	JONES/ BROWN	BMW K100 987	4	8:56.22	23.88	58.54	2:11.33	3 59.76
4	96	18	WILKINS/ WILKINS	BMW K100 1200	4	8:56.24	23.90	58.54	2:11.22	3 59.81
5	46	17	BIBBY/ HEANEY	Morgan Jap 1208	4	8:56.61	24.27	58.50	2:04.41	3 63.08
6	13	18	LORRIMAN/ THOMAS	BMW K100 1000	4	8:59.76	27.42	58.16	2:11.50	3 59.68
7	27	17	HUTCHINSON/ WHITTAKER	Berkeley T60 1293	4	9:01.16	28.82	58.01	2:07.61	3 61.50
8	187	17	ABRAHAMS ABRAHAMS/	Vincent Rapide 998	4	9:15.42	43.08	56.52	2:09.79	3 60.47
9	25	18	WHITAKER/ ALLEN	BMW K100 1000	4	9:26.41	54.07	55.42	2:18.46	2 56.68
10	68	18	COCK/ ENGLISH	BMW K100 RS 987	4	10:12.17	1:39.83	51.28	2:21.73	4 55.37
11	59	17	METTAM/ TBC	Ward Mogvin 1247	4	10:14.51	1:42.17	51.08	2:22.09	4 55.23
12	19	17	TEAGLES/ BALLAST	Berkeley T60 930	4	11:10.70	2:38.36	46.80	2:36.62	1 50.11
13	92	18	ROOME/ CLOWES	BMW K100 1000	4	11:23.31	2:50.97	45.94	2:45.06	2 47.55

Not-Classified

34	17	TUER/ TUER	Morgan Racing 1208	3	6:32.34	DNF	60.01	1:59.23	3 65.82
2	18	KEMP/ THOW	Moto Guzzi Le Mans 950	2	4:35.76	DNF	56.92	2:15.44	1 57.94
42	17	STEVENSON/ MOTSON	Broadstock BSA 840	1	2:36.58	DNF	50.12	2:08.82	1 60.92

Fastest Lap

46	17	BIBBY/ HEANEY	Morgan Jap 1208					2:04.41	3 63.08
----	----	---------------	-----------------	--	--	--	--	---------	---------

No. 69 - Time includes a 20 second penalty for an incorrect grid position

Start Time : 11:14

Cadwell Park

01 Jul 17 11:27

Clerk of Course :

Time Issued :

Chief Timekeeper : Anthony Smith

THESE RESULTS ARE PROVISIONAL UNTIL THE CONCLUSION OF ANY JUDICIAL AND TECHNICAL MATTERS

HS Sports Timing and Results Systems - Results and Lap Times at www.hssports.co.uk



PENGUIN SPEED SHOP & SIDECAR RADIO CHAMPIONSHIPS

RESULT - RACE 3 - Amended

PI	No	Evt	Name	Machine	Laps	Time	Behind	MPH	Best Lap on	MPH
1	98	18	GAGG/ HASE	BMW K100 1093	4	8:32.34		61.27	2:04.82	3 62.87
2	69	17	BOOTE/ MORRIS	MRE Nourish 950	4	8:35.44	3.10	60.90	2:04.66	2 62.96
3	49	18	JONES/ BROWN	BMW K100 987	4	8:56.22	23.88	58.54	2:11.33	3 59.76
4	96	18	WILKINS/ WILKINS	BMW K100 1200	4	8:56.24	23.90	58.54	2:11.22	3 59.81
5	46	17	BIBBY/ HEANEY	Morgan Jap 1208	4	8:56.61	24.27	58.50	2:04.41	3 63.08
6	13	18	LORRIMAN/ THOMAS	BMW K100 1000	4	8:59.76	27.42	58.16	2:11.50	3 59.68
7	27	17	HUTCHINSON/ WHITTAKER	Berkeley T60 1293	4	9:01.16	28.82	58.01	2:07.61	3 61.50
8	187	17	ABRAHAMS ABRAHAMS/	Vincent Rapide 998	4	9:15.42	43.08	56.52	2:09.79	3 60.47
9	25	18	WHITAKER/ ALLEN	BMW K100 1000	4	9:26.41	54.07	55.42	2:18.46	2 56.68
10	68	18	COCK/ ENGLISH	BMW K100 RS 987	4	10:12.17	1:39.83	51.28	2:21.73	4 55.37
11	59	17	METTAM/ TBC	Ward Mogvin 1247	4	10:14.51	1:42.17	51.08	2:22.09	4 55.23
12	19	17	TEAGLES/ BALLAST	Berkeley T60 930	4	11:10.70	2:38.36	46.80	2:36.62	1 50.11
13	92	18	ROOME/ CLOWES	BMW K100 1000	4	11:23.31	2:50.97	45.94	2:45.06	2 47.55

Not-Classified

34	17	TUER/ TUER	Morgan Racing 1208	3	6:32.34	DNF	60.01	1:59.23	3 65.82
2	18	KEMP/ THOW	Moto Guzzi Le Mans 950	2	4:35.76	DNF	56.92	2:15.44	1 57.94
42	17	STEVENSON/ MOTSON	Broadstock BSA 840	1	2:36.58	DNF	50.12	2:08.82	1 60.92

Fastest Lap

46	17	BIBBY/ HEANEY	Morgan Jap 1208					2:04.41	3 63.08
----	----	---------------	-----------------	--	--	--	--	---------	---------

Start Time : 11:14

Cadwell Park

01 Jul 17 12:15

Clerk of Course :

Time Issued :

Chief Timekeeper : Anthony Smith

THESE RESULTS ARE PROVISIONAL UNTIL THE CONCLUSION OF ANY JUDICIAL AND TECHNICAL MATTERS

HS Sports Timing and Results Systems - Results and Lap Times at www.hssports.co.uk



PENGUIN SPEED SHOP & SIDECAR RADIO CHAMPIONSHIPS

RESULT - RACE 3 - EVENT 17 (Amended)

PI	No	Evt	Name	Machine	Laps	Time	MPH	Best Lap on	MPH
1	69	17	BOOTE/ MORRIS	MRE Nourish 950	4	8:35.44	60.90	2:04.66	2 62.96
2	46	17	BIBBY/ HEANEY	Morgan Jap 1208	4	8:56.61	58.50	2:04.41	3 63.08
3	27	17	HUTCHINSON/ WHITTAKER	Berkeley T60 1293	4	9:01.16	58.01	2:07.61	3 61.50
4	187	17	ABRAHAMS ABRAHAMS/	Vincent Rapide 998	4	9:15.42	56.52	2:09.79	3 60.47
5	59	17	METTAM/ TBC	Ward Mogvin 1247	4	10:14.51	51.08	2:22.09	4 55.23
6	19	17	TEAGLES/ BALLAST	Berkeley T60 930	4	11:10.70	46.80	2:36.62	1 50.11

Not-Classified

34	17	TUER/ TUER	Morgan Racing 1208	3	6:32.34	DNF	60.01	1:59.23	3 65.82
42	17	STEVENSON/ MOTSON	Broadstock BSA 840	1	2:36.58	DNF	50.12	2:08.82	1 60.92

Fastest Lap

34	17	TUER/ TUER	Morgan Racing 1208				1:59.23	3	65.82
----	----	------------	--------------------	--	--	--	---------	---	-------

Start Time : 11:14

Cadwell Park

01 Jul 17 12:16

Clerk of Course :

Time Issued :

Chief Timekeeper : Anthony Smith

THESE RESULTS ARE PROVISIONAL UNTIL THE CONCLUSION OF ANY JUDICIAL AND TECHNICAL MATTERS

HS Sports Timing and Results Systems - Results and Lap Times at www.hssports.co.uk



PENGUIN SPEED SHOP & SIDECAR RADIO CHAMPIONSHIPS

RESULT - RACE 3 - EVENT 18 (Amended)

PI	No	Evt	Name	Machine	Laps	Time	MPH	Best Lap on	MPH
1	98	18	GAGG/ HASE	BMW K100 1093	4	8:32.34	61.27	2:04.82	3 62.87
2	49	18	JONES/ BROWN	BMW K100 987	4	8:56.22	58.54	2:11.33	3 59.76
3	96	18	WILKINS/ WILKINS	BMW K100 1200	4	8:56.24	58.54	2:11.22	3 59.81
4	13	18	LORRIMAN/ THOMAS	BMW K100 1000	4	8:59.76	58.16	2:11.50	3 59.68
5	25	18	WHITAKER/ ALLEN	BMW K100 1000	4	9:26.41	55.42	2:18.46	2 56.68
6	68	18	COCK/ ENGLISH	BMW K100 RS 987	4	10:12.17	51.28	2:21.73	4 55.37
7	92	18	ROOME/ CLOWES	BMW K100 1000	4	11:23.31	45.94	2:45.06	2 47.55

Not-Classified

2	18	KEMP/ THOW	Moto Guzzi Le Mans 950	2	4:35.76	DNF	56.92	2:15.44	1 57.94
---	----	------------	------------------------	---	---------	-----	-------	---------	---------

Fastest Lap

98	18	GAGG/ HASE	BMW K100 1093				2:04.82	3 62.87
----	----	------------	---------------	--	--	--	---------	---------

Start Time : 11:14

Cadwell Park

01 Jul 17 12:16

Clerk of Course :

Time Issued :

Chief Timekeeper : Anthony Smith

THESE RESULTS ARE PROVISIONAL UNTIL THE CONCLUSION OF ANY JUDICIAL AND TECHNICAL MATTERS

HS Sports Timing and Results Systems - Results and Lap Times at www.hssports.co.uk

PENGUIN SPEED SHOP & SIDECAR RADIO CHAMPIONSHIPS

LAP TIMES - RACE 3

2	KEMP/ THOW										
	Lap	1	2	3	4	5	6	7	8	9	10
	1	2:15.44	2:16.06								
13	LORRIMAN/ THOMAS										
	Lap	1	2	3	4	5	6	7	8	9	10
	1	2:19.45	2:12.75	2:11.50	2:14.02						
19	TEAGLES/ BALLAST										
	Lap	1	2	3	4	5	6	7	8	9	10
	1	2:36.62	2:46.00	2:39.33	2:41.82						
25	WHITAKER/ ALLEN										
	Lap	1	2	3	4	5	6	7	8	9	10
	1	2:22.44	2:18.46	2:19.50	2:23.09						
27	HUTCHINSON/ WHITTAKER										
	Lap	1	2	3	4	5	6	7	8	9	10
	1	2:10.24	2:10.67	2:07.61	2:08.41						
34	TUER/ TUER										
	Lap	1	2	3	4	5	6	7	8	9	10
	1	2:01.13	2:06.96	1:59.23							
42	STEVENSON/ MOTSON										
	Lap	1	2	3	4	5	6	7	8	9	10
	1	2:08.82									
46	BIBBY/ HEANEY										
	Lap	1	2	3	4	5	6	7	8	9	10
	1	2:09.83	2:08.72	2:04.41	2:08.30						
49	JONES/ BROWN										
	Lap	1	2	3	4	5	6	7	8	9	10
	1	2:15.58	2:12.48	2:11.33	2:11.80						
59	METTAM/ TBC										
	Lap	1	2	3	4	5	6	7	8	9	10
	1	2:28.00	2:31.53	2:25.97	2:22.09						
68	COCK/ ENGLISH										
	Lap	1	2	3	4	5	6	7	8	9	10
	1	2:28.56	2:28.91	2:25.73	2:21.73						
69	BOOTE/ MORRIS										
	Lap	1	2	3	4	5	6	7	8	9	10
	1	2:10.60	2:04.66	2:06.58	2:09.76						
92	ROOME/ CLOWES										
	Lap	1	2	3	4	5	6	7	8	9	10
	1	2:47.32	2:45.06	2:51.49	2:55.19						

96	WILKINS/ WILKINS										
	Lap	1	2	3	4	5	6	7	8	9	10
	1	2:16.18	2:13.70	2:11.22	2:12.89						

98	GAGG/ HASE										
	Lap	1	2	3	4	5	6	7	8	9	10
	1	2:10.62	2:06.54	2:04.82	2:07.29						

187	ABRAHAMS ABRAHAMS/										
	Lap	1	2	3	4	5	6	7	8	9	10
	1	2:10.78	2:09.86	2:09.79	2:10.74						

Lap Chart

PENGUIN SPEED SHOP & SIDECAR RADIO CHAMPIONSHIPS - RACE 3

Lap 1		Lap 2		Lap 3		Lap 4		Lap 5		Lap 6		Lap 7		Lap 8		Lap 9		Lap 10	
No	Time	No	Time	No	Time	No	Time	No	Time	No	Time	No	Time	No	Time	No	Time	No	Time
98	2:13.69	69	4:19.10	98	6:25.05	98	8:32.34												
69	2:14.44	98	4:20.23	69	6:25.68	69	8:35.44												
96	2:18.43	96	4:32.13	34	6:32.34	49	8:56.22												
2	2:19.70	49	4:33.09	96	6:43.35	96	8:56.24												
49	2:20.61	34	4:33.11	49	6:44.42	46	8:56.61												
13	2:21.49	13	4:34.24	13	6:45.74	13	8:59.76												
25	2:25.36	2	4:35.76	46	6:48.31	27	9:01.16												
34	2:26.15	25	4:43.82	27	6:52.75	187	9:15.42												
27	2:34.47	46	4:43.90	25	7:03.32	25	9:26.41												
46	2:35.18	27	4:45.14	187	7:04.68	68	10:12.17												
42	2:36.58	187	4:54.89	68	7:50.44	59	10:14.51												
187	2:45.03	68	5:24.71	59	7:52.42	19	11:10.70												
92	2:51.57	59	5:26.45	92	8:28.12	92	11:23.31												
59	2:54.92	92	5:36.63	19	8:28.88														
68	2:55.80	19	5:49.55																
19	3:03.55																		



TUERS GARAGE, LACEY DUCATI & REX CAUNT RACING CHAMPS.

RESULT - RACE 4

PI	No	Evt	Name	Machine	Laps	Time	Behind	MPH	Best Lap on	MPH
1	60	12	Richard HAWKINS	Ducati MK III 349	4	7:39.78		68.28	1:52.47	3 69.78
2	81	12	Michael FOX	Ducati MKIII 350	4	7:46.41	6.63	67.31	1:53.80	4 68.96
3	56	12	Matthew HEBB	Ducati MKIII	4	7:50.39	10.61	66.74	1:55.56	4 67.91
4	94	12	Geoff MILLS	Ducati Harrison 350	4	7:51.22	11.44	66.62	1:55.45	2 67.98
5	22	12	Rod GRAHAM	Ducati MKIII 450	4	7:59.85	20.07	65.42	1:57.16	2 66.99
6	253	12	Scott HARRIS	Ducat MKIII 350	4	8:03.91	24.13	64.87	1:58.53	2 66.21
7	150	11	Robert DUESBURY	BSA Bantam 175	4	8:05.49	25.71	64.66	1:57.03	2 67.06
8	33	11	Mike POWELL	BSA Bantam 123	4	8:21.16	41.38	62.64	2:01.92	3 64.37
9	248	12	Andrew PIGGOTT	Ducati Saxon 340	4	8:35.39	55.61	60.91	2:06.39	2 62.09
10	36	11	Ian SCUTT	BSA Bantam 125	4	8:36.23	56.45	60.81	2:04.77	3 62.90
11	165	12	Jim PORTER	Ducati Sebring 350	4	8:49.99	1:10.21	59.23	2:08.93	2 60.87
12	115	1	Roger MOSS	Scott Flying Squirrel	4	8:50.95	1:11.17	59.12	2:09.86	3 60.43
13	51	11	Michael BROWN	BSA Bantam 125	4	9:10.31	1:30.53	57.04	2:11.28	2 59.78
14	297	1	Samuel PAGE	Velocette Mac 350	4	9:30.09	1:50.31	55.06	2:19.65	3 56.20
15	259	12	Richard BOOL	Ducati Mach I 250	4	9:30.90	1:51.12	54.99	2:19.18	4 56.39
16	271	11	Phil BOOTHERSTONE	Triumph Tiger Cub 199	4	10:03.08	2:23.30	52.05	2:27.56	3 53.19
17	223	11	Andrew FRASER	BSA Bantam 125	4	10:05.09	2:25.31	51.88	2:26.69	3 53.50
18	190	1	Tony GREEN	Velocette Mac 350	3	7:44.37	1 Lap	50.70	2:33.40	3 51.16
19	89	11	Andy SEED	BSA Bantam 175	3	8:24.20	1 Lap	46.70	2:42.12	3 48.41

Not-Classified

52	11		Robbie BROWN	BSA Bantam 175	1	2:24.57	DNF	54.29	2:17.39	1 57.12
----	----	--	--------------	----------------	---	---------	-----	-------	---------	---------

Fastest Lap

60	12		Richard HAWKINS	Ducati MK III 349					1:52.47	3 69.78
----	----	--	-----------------	-------------------	--	--	--	--	---------	---------

Start Time : 11:34

Cadwell Park

01 Jul 17 11:47

Clerk of Course :

Time Issued :

Chief Timekeeper : Anthony Smith

THESE RESULTS ARE PROVISIONAL UNTIL THE CONCLUSION OF ANY JUDICIAL AND TECHNICAL MATTERS

HS Sports Timing and Results Systems - Results and Lap Times at www.hssports.co.uk

BRITISH HISTORIC RACING

TUERS GARAGE, LACEY DUCATI & REX CAUNT RACING CHAMPS.

RESULT - RACE 4 - EVENT 1

Pl	No	Evt	Name	Machine	Laps	Time	MPH	Best Lap on	MPH
1	115	1	Roger MOSS	Scott Flying Squirrel	4	8:50.95	59.12	2:09.86	3 60.43
2	297	1	Samuel PAGE	Velocette Mac 350	4	9:30.09	55.06	2:19.65	3 56.20
3	190	1	Tony GREEN	Velocette Mac 350	3	7:44.37	50.70	2:33.40	3 51.16

Fastest Lap

115 1 Roger MOSS Scott Flying Squirrel 2:09.86 3 60.43

Start Time : 11:34

Cadwell Park

01 Jul 17 11:47

Clerk of Course :

Time Issued :

Chief Timekeeper : Anthony Smith



THESE RESULTS ARE PROVISIONAL UNTIL THE CONCLUSION OF ANY JUDICIAL AND TECHNICAL MATTERS

HS Sports Timing and Results Systems - Results and Lap Times at www.hssports.co.uk



TUERS GARAGE, LACEY DUCATI & REX CAUNT RACING CHAMPS.

RESULT - RACE 4 - EVENT 11

PI	No	Evt	Name	Machine	Laps	Time	MPH	Best Lap on	MPH
1	150	11	Robert DUESBURY	BSA Bantam 175	4	8:05.49	64.66	1:57.03	2 67.06
2	33	11	Mike POWELL	BSA Bantam 123	4	8:21.16	62.64	2:01.92	3 64.37
3	36	11	Ian SCUTT	BSA Bantam 125	4	8:36.23	60.81	2:04.77	3 62.90
4	51	11	Michael BROWN	BSA Bantam 125	4	9:10.31	57.04	2:11.28	2 59.78
5	271	11	Phil BOOTHERSTONE	Triumph Tiger Cub 199	4	10:03.08	52.05	2:27.56	3 53.19
6	223	11	Andrew FRASER	BSA Bantam 125	4	10:05.09	51.88	2:26.69	3 53.50
7	89	11	Andy SEED	BSA Bantam 175	3	8:24.20	46.70	2:42.12	3 48.41

Not-Classified

52	11	Robbie BROWN	BSA Bantam 175	1	2:24.57	DNF	54.29	2:17.39	1 57.12
----	----	--------------	----------------	---	---------	-----	-------	---------	---------

Fastest Lap

150	11	Robert DUESBURY	BSA Bantam 175				1:57.03	2 67.06
-----	----	-----------------	----------------	--	--	--	---------	---------

Start Time : 11:34

Cadwell Park

01 Jul 17 11:47

Clerk of Course :

Time Issued :

Chief Timekeeper : Anthony Smith

THESE RESULTS ARE PROVISIONAL UNTIL THE CONCLUSION OF ANY JUDICIAL AND TECHNICAL MATTERS

HS Sports Timing and Results Systems - Results and Lap Times at www.hssports.co.uk

BRITISH HISTORIC RACING

TUERS GARAGE, LACEY DUCATI & REX CAUNT RACING CHAMPS.

RESULT - RACE 4 - EVENT 12

Pl	No	Evt	Name	Machine	Laps	Time	MPH	Best Lap on	MPH
1	60	12	Richard HAWKINS	Ducati MK III 349	4	7:39.78	68.28	1:52.47	3 69.78
2	81	12	Michael FOX	Ducati MKIII 350	4	7:46.41	67.31	1:53.80	4 68.96
3	56	12	Matthew HEBB	Ducati MKIII	4	7:50.39	66.74	1:55.56	4 67.91
4	94	12	Geoff MILLS	Ducati Harrison 350	4	7:51.22	66.62	1:55.45	2 67.98
5	22	12	Rod GRAHAM	Ducati MKIII 450	4	7:59.85	65.42	1:57.16	2 66.99
6	253	12	Scott HARRIS	Ducat MKIII 350	4	8:03.91	64.87	1:58.53	2 66.21
7	248	12	Andrew PIGGOTT	Ducati Saxon 340	4	8:35.39	60.91	2:06.39	2 62.09
8	165	12	Jim PORTER	Ducati Sebring 350	4	8:49.99	59.23	2:08.93	2 60.87
9	259	12	Richard BOOL	Ducati Mach I 250	4	9:30.90	54.99	2:19.18	4 56.39

Fastest Lap

60	12	Richard HAWKINS	Ducati MK III 349	1:52.47	3	69.78
----	----	-----------------	-------------------	---------	---	-------

Start Time : 11:34


Cadwell Park

01 Jul 17 11:47

Clerk of Course :

Time Issued :

Chief Timekeeper : Anthony Smith



THESE RESULTS ARE PROVISIONAL UNTIL THE CONCLUSION OF ANY JUDICIAL AND TECHNICAL MATTERS

HS Sports Timing and Results Systems - Results and Lap Times at www.hssports.co.uk

TUERS GARAGE, LACEY DUCATI & REX CAUNT RACING CHAMPS.

LAP TIMES - RACE 4

22	Rod GRAHAM										
	Lap	1	2	3	4	5	6	7	8	9	10
	1	2:00.67	1:57.16	1:57.81	1:59.40						
33	Mike POWELL										
	Lap	1	2	3	4	5	6	7	8	9	10
	1	2:06.83	2:01.94	2:01.92	2:02.71						
36	Ian SCUTT										
	Lap	1	2	3	4	5	6	7	8	9	10
	1	2:12.81	2:06.49	2:04.77	2:04.84						
51	Michael BROWN										
	Lap	1	2	3	4	5	6	7	8	9	10
	1	2:16.86	2:11.28	2:12.80	2:21.79						
52	Robbie BROWN										
	Lap	1	2	3	4	5	6	7	8	9	10
	1	2:17.39									
56	Matthew HEBB										
	Lap	1	2	3	4	5	6	7	8	9	10
	1	1:59.32	1:55.61	1:55.78	1:55.56						
60	Richard HAWKINS										
	Lap	1	2	3	4	5	6	7	8	9	10
	1	1:56.09	1:52.99	1:52.47	1:54.28						
81	Michael FOX										
	Lap	1	2	3	4	5	6	7	8	9	10
	1	1:57.63	1:55.70	1:54.35	1:53.80						
89	Andy SEED										
	Lap	1	2	3	4	5	6	7	8	9	10
	1	2:47.63	2:43.02	2:42.12							
94	Geoff MILLS										
	Lap	1	2	3	4	5	6	7	8	9	10
	1	1:57.18	1:55.45	1:56.93	1:57.06						
115	Roger MOSS										
	Lap	1	2	3	4	5	6	7	8	9	10
	1	2:17.07	2:10.48	2:09.86	2:11.26						
150	Robert DUESBURY										
	Lap	1	2	3	4	5	6	7	8	9	10
	1	2:02.30	1:57.03	1:58.94	1:59.95						
165	Jim PORTER										
	Lap	1	2	3	4	5	6	7	8	9	10
	1	2:18.76	2:08.93	2:09.27	2:09.13						

190	Tony GREEN									
Lap	1	2	3	4	5	6	7	8	9	10
1	2:34.06	2:34.27	2:33.40							
223	Andrew FRASER									
Lap	1	2	3	4	5	6	7	8	9	10
1	2:29.64	2:29.61	2:26.69	2:30.02						
248	Andrew PIGGOTT									
Lap	1	2	3	4	5	6	7	8	9	10
1	2:09.17	2:06.39	2:06.67	2:08.11						
253	Scott HARRIS									
Lap	1	2	3	4	5	6	7	8	9	10
1	2:02.17	1:58.53	1:59.78	1:58.94						
259	Richard BOOL									
Lap	1	2	3	4	5	6	7	8	9	10
1	2:25.29	2:21.14	2:20.54	2:19.18						
271	Phil BOOTHERSTONE									
Lap	1	2	3	4	5	6	7	8	9	10
1	2:29.00	2:30.60	2:27.56	2:27.81						
297	Samuel PAGE									
Lap	1	2	3	4	5	6	7	8	9	10
1	2:24.98	2:22.70	2:19.65	2:19.99						

Lap Chart

TUERS GARAGE, LACEY DUCATI & REX CAUNT RACING CHAMPS. - RACE 4

Lap 1		Lap 2		Lap 3		Lap 4		Lap 5		Lap 6		Lap 7		Lap 8		Lap 9		Lap 10	
No	Time	No	Time	No	Time	No	Time	No	Time	No	Time	No	Time	No	Time	No	Time	No	Time
60	2:00.04	60	3:53.03	60	5:45.50	60	7:39.78												
94	2:01.78	94	3:57.23	81	5:52.61	190	7:44.37	*1											
81	2:02.56	81	3:58.26	94	5:54.16	81	7:46.41												
56	2:03.44	56	3:59.05	56	5:54.83	56	7:50.39												
22	2:05.48	22	4:02.64	22	6:00.45	94	7:51.22												
253	2:06.66	253	4:05.19	253	6:04.97	22	7:59.85												
150	2:09.57	150	4:06.60	150	6:05.54	253	8:03.91												
248	2:14.22	33	4:16.53	33	6:18.45	150	8:05.49												
33	2:14.59	248	4:20.61	248	6:27.28	33	8:21.16												
115	2:19.35	36	4:26.62	36	6:31.39	89	8:24.20	*1											
36	2:20.13	115	4:29.83	115	6:39.69	248	8:35.39												
165	2:22.66	165	4:31.59	165	6:40.86	36	8:36.23												
51	2:24.44	51	4:35.72	51	6:48.52	165	8:49.99												
52	2:24.57	297	4:50.45	297	7:10.10	115	8:50.95												
297	2:27.75	259	4:51.18	259	7:11.72	51	9:10.31												
259	2:30.04	271	5:07.71	223	7:35.07	297	9:30.09												
190	2:36.70	223	5:08.38	271	7:35.27	259	9:30.90												
271	2:37.11	190	5:10.97			271	10:03.08												
223	2:38.77	89	5:42.08			223	10:05.09												
89	2:59.06																		



BSSO SOLO SCOOTER CHAMPIONSHIP

RESULT - RACE 5

PI	No	Evt	Name	Machine	Laps	Time	Behind	MPH	Best Lap on	MPH
1	5	Op	Lee BAMBER	Gilera Runner	4	8:06.24		64.56	1:53.94	3 68.88
2	101	Op	Gary PEACOCK	Aprilia SR125	4	8:07.80	1.56	64.35	1:54.11	3 68.78
3	7	4	Darren CONNEELY	Lambretta 220	4	8:12.25	6.01	63.77	2:00.87	2 64.93
4	71	Op	Warren WILKINSON	Gilera Runner179	4	8:26.73	20.49	61.95	1:59.22	4 65.83
5	18	4	Dan LEWIS	Lambretta GP200	4	8:34.26	28.02	61.04	2:06.75	4 61.92
6	16	4	Chris GEYTON	Lambretta GP200	4	8:34.28	28.04	61.04	2:05.36	4 62.60
7	3	Ev	Justin PRICE	Lambretta GP200	4	8:35.43	29.19	60.90	2:06.06	3 62.26
8	14	Op	Stewart MCKENZIE	Vespa 256	4	8:42.32	36.08	60.10	2:06.58	2 62.00
9	4	Ev	Stephen GRAVES	Lambretta Production 20	4	8:47.11	40.87	59.55	2:09.37	2 60.66
10	66	Op	Scott CHAPMAN	Gilera Runner 172	4	8:52.40	46.16	58.96	2:02.71	3 63.96
11	81	Ev	James LANCASTER	Lambretta Franspeed	4	8:53.29	47.05	58.86	2:11.45	3 59.70
12	8	Ev	David DELANEY	Lambretta SRP200	4	8:53.62	47.38	58.83	2:11.02	3 59.90
13	52	Op	John WOODS	Gilera Runner 179	4	9:01.24	55.00	58.00	2:07.32	4 61.64
14	47	Ev	Graham TATTON	Lambretta GP200	4	9:03.32	57.08	57.78	2:13.24	3 58.90
15	41	Ev	Stuart DAY	Lambretta GP 230	4	9:03.33	57.09	57.78	2:13.08	3 58.97
16	64	Ev	Pat WICKHAM	Lambretta GP 200	4	9:11.41	1:05.17	56.93	2:14.37	3 58.41
17	20	Op	David WILSON	Scomadi 172	4	9:15.13	1:08.89	56.55	2:12.54	4 59.21
18	129	Ev	Jeremy STEEL	Lambretta 200	4	9:21.38	1:15.14	55.92	2:17.25	4 57.18
19	116	Ev	Shaun FAIRHEAD	Lambretta GP200 200	4	9:21.63	1:15.39	55.89	2:18.67	4 56.59
20	99	Ev	Andy BARNES	Lambretta TV 200	4	9:22.59	1:16.35	55.80	2:18.00	2 56.87
21	111	Ev	Liam DUNN	Lambretta GP200	4	9:25.61	1:19.37	55.50	2:17.97	4 56.88
22	68	Ev	Shaun NICKELLS	Lambretta LI 200	4	9:26.00	1:19.76	55.46	2:17.98	4 56.88
23	90	Ev	Andrew WALKER	Lambretta GP200	4	9:34.57	1:28.33	54.64	2:21.02	2 55.65
24	131	Ev	Andrew DUNCAN	Lambretta GP200	4	9:44.71	1:38.47	53.69	2:22.62	4 55.03
25	112	Ev	David MARSDEN	Lambretta GP200	4	9:59.76	1:53.52	52.34	2:27.26	2 53.29
26	94	Ev	Graeme LAKE	Lambretta GP 198	3	8:19.92	1 Lap	47.10	2:44.41	2 47.73

Not-Classified

28	Op	Stephen WRIGHT	Gilera Runner PSN 180	1	2:33.81	DNF	51.02	2:12.60	1 59.19
----	----	----------------	-----------------------	---	---------	-----	-------	---------	---------

Fastest Lap

5	Op	Lee BAMBER	Gilera Runner					1:53.94	3 68.88
---	----	------------	---------------	--	--	--	--	---------	---------

Start Time : 11:53

Cadwell Park

01 Jul 17 12:04

Clerk of Course :

Time Issued :

Chief Timekeeper : Anthony Smith

THESE RESULTS ARE PROVISIONAL UNTIL THE CONCLUSION OF ANY JUDICIAL AND TECHNICAL MATTERS

HS Sports Timing and Results Systems - Results and Lap Times at www.hssports.co.uk

BRITISH HISTORIC RACING

BSSO SOLO SCOOTER CHAMPIONSHIP

RESULT - RACE 5 - EVENT 4

PI	No	Evt	Name	Machine	Laps	Time	MPH	Best Lap on	MPH
1	7	4	Darren CONNEELY	Lambretta 220	4	8:12.25	63.77	2:00.87	2 64.93
2	18	4	Dan LEWIS	Lambretta GP200	4	8:34.26	61.04	2:06.75	4 61.92
3	16	4	Chris GEYTON	Lambretta GP200	4	8:34.28	61.04	2:05.36	4 62.60

Fastest Lap

7 4 Darren CONNEELY Lambretta 220 2:00.87 2 64.93

Start Time : 11:53

Cadwell Park

01 Jul 17 12:05

Clerk of Course :

Time Issued :

Chief Timekeeper : Anthony Smith



THESE RESULTS ARE PROVISIONAL UNTIL THE CONCLUSION OF ANY JUDICIAL AND TECHNICAL MATTERS

HS Sports Timing and Results Systems - Results and Lap Times at www.hssports.co.uk

BRITISH HISTORIC RACING

BSSO SOLO SCOOTER CHAMPIONSHIP

RESULT - RACE 5 - EVENT Ev

PI	No	Evt	Name	Machine	Laps	Time	MPH	Best Lap on	MPH
1	3	Ev	Justin PRICE	Lambretta GP200	4	8:35.43	60.90	2:06.06	3 62.26
2	4	Ev	Stephen GRAVES	Lambretta Production 20	4	8:47.11	59.55	2:09.37	2 60.66
3	81	Ev	James LANCASTER	Lambretta Franspeed	4	8:53.29	58.86	2:11.45	3 59.70
4	8	Ev	David DELANEY	Lambretta SRP200	4	8:53.62	58.83	2:11.02	3 59.90
5	47	Ev	Graham TATTON	Lambretta GP200	4	9:03.32	57.78	2:13.24	3 58.90
6	41	Ev	Stuart DAY	Lambretta GP 230	4	9:03.33	57.78	2:13.08	3 58.97
7	64	Ev	Pat WICKHAM	Lambretta GP 200	4	9:11.41	56.93	2:14.37	3 58.41
8	129	Ev	Jeremy STEEL	Lambretta 200	4	9:21.38	55.92	2:17.25	4 57.18
9	116	Ev	Shaun FAIRHEAD	Lambretta GP200 200	4	9:21.63	55.89	2:18.67	4 56.59
10	99	Ev	Andy BARNES	Lambretta TV 200	4	9:22.59	55.80	2:18.00	2 56.87
11	111	Ev	Liam DUNN	Lambretta GP200	4	9:25.61	55.50	2:17.97	4 56.88
12	68	Ev	Shaun NICKELLS	Lambretta LI 200	4	9:26.00	55.46	2:17.98	4 56.88
13	90	Ev	Andrew WALKER	Lambretta GP200	4	9:34.57	54.64	2:21.02	2 55.65
14	131	Ev	Andrew DUNCAN	Lambretta GP200	4	9:44.71	53.69	2:22.62	4 55.03
15	112	Ev	David MARSDEN	Lambretta GP200	4	9:59.76	52.34	2:27.26	2 53.29
16	94	Ev	Graeme LAKE	Lambretta GP 198	3	8:19.92	47.10	2:44.41	2 47.73

Fastest Lap

3 Ev Justin PRICE Lambretta GP200 2:06.06 3 62.26

Start Time : 11:53

Cadwell Park

01 Jul 17 12:05

Clerk of Course :

Time Issued :

Chief Timekeeper : Anthony Smith



THESE RESULTS ARE PROVISIONAL UNTIL THE CONCLUSION OF ANY JUDICIAL AND TECHNICAL MATTERS

HS Sports Timing and Results Systems - Results and Lap Times at www.hssports.co.uk



BSSO SOLO SCOOTER CHAMPIONSHIP

RESULT - RACE 5 - EVENT Op

PI	No	Evt	Name	Machine	Laps	Time	MPH	Best Lap on	MPH
1	5	Op	Lee BAMBER	Gilera Runner	4	8:06.24	64.56	1:53.94	3 68.88
2	101	Op	Gary PEACOCK	Aprilia SR125	4	8:07.80	64.35	1:54.11	3 68.78
3	71	Op	Warren WILKINSON	Gilera Runner179	4	8:26.73	61.95	1:59.22	4 65.83
4	14	Op	Stewart MCKENZIE	Vespa 256	4	8:42.32	60.10	2:06.58	2 62.00
5	66	Op	Scott CHAPMAN	Gilera Runner 172	4	8:52.40	58.96	2:02.71	3 63.96
6	52	Op	John WOODS	Gilera Runner 179	4	9:01.24	58.00	2:07.32	4 61.64
7	20	Op	David WILSON	Scomadi 172	4	9:15.13	56.55	2:12.54	4 59.21

Not-Classified

28	Op	Stephen WRIGHT	Gilera Runner PSN 180	1	2:33.81	DNF	51.02	2:12.60	1 59.19
----	----	----------------	-----------------------	---	---------	-----	-------	---------	---------

Fastest Lap

5	Op	Lee BAMBER	Gilera Runner				1:53.94	3 68.88
---	----	------------	---------------	--	--	--	---------	---------

Start Time : 11:53

Cadwell Park

01 Jul 17 12:05

Clerk of Course :

Time Issued :

Chief Timekeeper : Anthony Smith

THESE RESULTS ARE PROVISIONAL UNTIL THE CONCLUSION OF ANY JUDICIAL AND TECHNICAL MATTERS

HS Sports Timing and Results Systems - Results and Lap Times at www.hssports.co.uk

BSSO SOLO SCOOTER CHAMPIONSHIP

LAP TIMES - RACE 5

3	Justin PRICE										
	Lap	1	2	3	4	5	6	7	8	9	10
	1	2:13.05	2:07.33	2:06.06	2:06.45						
4	Stephen GRAVES										
	Lap	1	2	3	4	5	6	7	8	9	10
	1	2:13.72	2:09.37	2:10.53	2:11.07						
5	Lee BAMBER										
	Lap	1	2	3	4	5	6	7	8	9	10
	1	2:01.31	1:55.50	1:53.94	1:54.45						
7	Darren CONNEELY										
	Lap	1	2	3	4	5	6	7	8	9	10
	1	2:03.14	2:00.87	2:04.54	2:01.98						
8	David DELANEY										
	Lap	1	2	3	4	5	6	7	8	9	10
	1	2:14.16	2:12.14	2:11.02	2:11.77						
14	Stewart MCKENZIE										
	Lap	1	2	3	4	5	6	7	8	9	10
	1	2:10.59	2:06.58	2:07.25	2:12.71						
16	Chris GEYTON										
	Lap	1	2	3	4	5	6	7	8	9	10
	1	2:11.46	2:07.65	2:07.13	2:05.36						
18	Dan LEWIS										
	Lap	1	2	3	4	5	6	7	8	9	10
	1	2:09.32	2:08.00	2:08.15	2:06.75						
20	David WILSON										
	Lap	1	2	3	4	5	6	7	8	9	10
	1	2:12.58	2:14.29	2:13.87	2:12.54						
28	Stephen WRIGHT										
	Lap	1	2	3	4	5	6	7	8	9	10
	1	2:12.60									
41	Stuart DAY										
	Lap	1	2	3	4	5	6	7	8	9	10
	1	2:16.69	2:14.52	2:13.08	2:13.57						
47	Graham TATTON										
	Lap	1	2	3	4	5	6	7	8	9	10
	1	2:19.44	2:13.34	2:13.24	2:13.47						
52	John WOODS										
	Lap	1	2	3	4	5	6	7	8	9	10
	1	2:11.51	2:11.99	2:09.13	2:07.32						

64	Pat WICKHAM										
	Lap	1	2	3	4	5	6	7	8	9	10
	1	2:23.17	2:15.03	2:14.37	2:15.29						
66	Scott CHAPMAN										
	Lap	1	2	3	4	5	6	7	8	9	10
	1	2:05.40	2:04.00	2:02.71	2:18.56						
68	Shaun NICKELLS										
	Lap	1	2	3	4	5	6	7	8	9	10
	1	2:23.74	2:21.28	2:18.90	2:17.98						
71	Warren WILKINSON										
	Lap	1	2	3	4	5	6	7	8	9	10
	1	2:03.46	2:00.85	2:01.65	1:59.22						
81	James LANCASTER										
	Lap	1	2	3	4	5	6	7	8	9	10
	1	2:15.33	2:11.91	2:11.45	2:11.71						
90	Andrew WALKER										
	Lap	1	2	3	4	5	6	7	8	9	10
	1	2:25.47	2:21.02	2:21.32	2:21.69						
94	Graeme LAKE										
	Lap	1	2	3	4	5	6	7	8	9	10
	1	2:46.20	2:44.41	2:44.56							
99	Andy BARNES										
	Lap	1	2	3	4	5	6	7	8	9	10
	1	2:23.56	2:18.00	2:19.07	2:18.23						
101	Gary PEACOCK										
	Lap	1	2	3	4	5	6	7	8	9	10
	1	2:01.59	1:55.64	1:54.11	1:54.71						
111	Liam DUNN										
	Lap	1	2	3	4	5	6	7	8	9	10
	1	2:23.53	2:20.31	2:18.65	2:17.97						
112	David MARSDEN										
	Lap	1	2	3	4	5	6	7	8	9	10
	1	2:28.28	2:27.26	2:29.03	2:29.69						
116	Shaun FAIRHEAD										
	Lap	1	2	3	4	5	6	7	8	9	10
	1	2:21.36	2:18.99	2:19.36	2:18.67						
129	Jeremy STEEL										
	Lap	1	2	3	4	5	6	7	8	9	10
	1	2:22.76	2:18.74	2:19.05	2:17.25						
131	Andrew DUNCAN										
	Lap	1	2	3	4	5	6	7	8	9	10
	1	2:29.27	2:24.53	2:23.18	2:22.62						

Lap Chart

BSSO SOLO SCOOTER CHAMPIONSHIP - RACE 5

Lap 1		Lap 2		Lap 3		Lap 4		Lap 5		Lap 6		Lap 7		Lap 8		Lap 9		Lap 10	
No	Time	No	Time	No	Time	No	Time	No	Time	No	Time	No	Time	No	Time	No	Time	No	Time
7	2:04.86	7	4:05.73	7	6:10.27	5	8:06.24												
18	2:11.36	5	4:17.85	5	6:11.79	101	8:07.80												
16	2:14.14	101	4:18.98	101	6:13.09	7	8:12.25												
3	2:15.59	18	4:19.36	71	6:27.51	94	8:19.92	*1											
14	2:15.78	16	4:21.79	18	6:27.51	71	8:26.73												
4	2:16.14	14	4:22.36	16	6:28.92	18	8:34.26												
81	2:18.22	3	4:22.92	3	6:28.98	16	8:34.28												
8	2:18.69	4	4:25.51	14	6:29.61	3	8:35.43												
41	2:22.16	71	4:25.86	66	6:33.84	14	8:42.32												
5	2:22.35	81	4:30.13	4	6:36.04	4	8:47.11												
47	2:23.27	8	4:30.83	81	6:41.58	66	8:52.40												
101	2:23.34	66	4:31.13	8	6:41.85	81	8:53.29												
116	2:24.61	47	4:36.61	41	6:49.76	8	8:53.62												
71	2:25.01	41	4:36.68	47	6:49.85	52	9:01.24												
129	2:26.34	64	4:41.75	52	6:53.92	47	9:03.32												
64	2:26.72	116	4:43.60	64	6:56.12	41	9:03.33												
66	2:27.13	52	4:44.79	20	7:02.59	64	9:11.41												
99	2:27.29	129	4:45.08	116	7:02.96	20	9:15.13												
68	2:27.84	99	4:45.29	129	7:04.13	129	9:21.38												
111	2:28.68	20	4:48.72	99	7:04.36	116	9:21.63												
90	2:30.54	111	4:48.99	111	7:07.64	99	9:22.59												
52	2:32.80	68	4:49.12	68	7:08.02	111	9:25.61												
112	2:33.78	90	4:51.56	90	7:12.88	68	9:26.00												
28	2:33.81	131	4:58.91	131	7:22.09	90	9:34.57												
131	2:34.38	112	5:01.04	112	7:30.07	131	9:44.71												
20	2:34.43	94	5:35.36			112	9:59.76												
94	2:50.95																		



THREE BEARS & PRE 1982 JAPANESE SOLO CHAMPIONSHIPS

RESULT - RACE 6

PI	No	Evt	Name	Machine	Laps	Time	Behind	MPH	Best Lap on	MPH
1	59	14	Jack HEBB	Honda CB500/4 500	4	7:43.95		67.66	1:53.04	2 69.43
2	107	14	Clive SOMERFIELD	Honda Kerby 500	4	7:49.74	5.79	66.83	1:55.77	4 67.79
3	34	14	James MORALEE	Honda K4 348	4	7:50.31	6.36	66.75	1:55.37	2 68.02
4	95	8	Richard ALDOUS	Triumph Trident 750	4	7:55.16	11.21	66.07	1:55.41	4 68.00
5	51	14	Michael BROWN	Suzuki GT 500	4	7:56.77	12.82	65.84	1:57.19	4 66.97
6	262	14	Daniel PRITCHARD	Suzuki T500 492	4	7:56.82	12.87	65.84	1:56.80	4 67.19
7	38	14	Oliver BINGHAM	Yamaha SR500 499	4	7:58.86	14.91	65.56	1:56.19	4 67.54
8	213	8	Gary PORTER	BSA Rob North 750	4	7:59.89	15.94	65.41	1:52.94	2 69.49
9	199	14	Robert BOOTH	Yamaha RD500 425	4	8:12.43	28.48	63.75	2:00.44	4 65.16
10	196	14	Terence SANSOM	Honda Drixton 500	4	8:12.78	28.83	63.70	2:01.16	4 64.77
11	108	14	Andrew WIDDOWSON	Suzuki GSX400F	4	8:36.40	52.45	60.79	2:02.97	2 63.82
12	101	14	Gary WIDDOWSON	Suzuki GSX 400	4	8:44.18	1:00.23	59.89	2:09.51	4 60.60
13	87	14	Shaun MULLIGAN	Yamaha SR500	4	8:56.07	1:12.12	58.56	2:09.14	4 60.77
14	267	14	Ian LEWIS	Honda CB450	4	8:58.88	1:14.93	58.25	2:12.49	4 59.23
15	258	14	Darin MILLS	Suzuki T20 249	4	9:05.95	1:22.00	57.50	2:14.02	4 58.56
16	243	14	Chris SMALLBONES	Honda K4 350	4	9:06.06	1:22.11	57.49	2:13.57	4 58.76
Not-Classified										
	56	14	Matthew HEBB	Honda K4 350	2	3:52.28	DNF	67.57	1:51.26	2 70.54
	90	14	Ian AUSTIN	Seeley T500	2	4:50.64	DNF	54.00	2:16.94	2 57.31
	129	14	Charles DAVIES	Honda CB500	1	2:09.95	DNF	60.39	2:05.72	1 62.42
	84	14	Peter CARROLL	Honda 500	0		Starter			
Fastest Lap										
	213	8	Gary PORTER	BSA Rob North 750					1:52.94	2 69.49

Start Time : 12:10

Cadwell Park

01 Jul 17 12:23

Clerk of Course :

Time Issued :

Chief Timekeeper : Anthony Smith

THESE RESULTS ARE PROVISIONAL UNTIL THE CONCLUSION OF ANY JUDICIAL AND TECHNICAL MATTERS

HS Sports Timing and Results Systems - Results and Lap Times at www.hssports.co.uk



THREE BEARS & PRE 1982 JAPANESE SOLO CHAMPIONSHIPS

RESULT - RACE 6 - EVENT 14

PI	No	Evt	Name	Machine	Laps	Time	MPH	Best Lap on	MPH
1	59	14	Jack HEBB	Honda CB500/4 500	4	7:43.95	67.66	1:53.04	2 69.43
2	107	14	Clive SOMERFIELD	Honda Kerby 500	4	7:49.74	66.83	1:55.77	4 67.79
3	34	14	James MORALEE	Honda K4 348	4	7:50.31	66.75	1:55.37	2 68.02
4	51	14	Michael BROWN	Suzuki GT 500	4	7:56.77	65.84	1:57.19	4 66.97
5	262	14	Daniel PRITCHARD	Suzuki T500 492	4	7:56.82	65.84	1:56.80	4 67.19
6	38	14	Oliver BINGHAM	Yamaha SR500 499	4	7:58.86	65.56	1:56.19	4 67.54
7	199	14	Robert BOOTH	Yamaha RD500 425	4	8:12.43	63.75	2:00.44	4 65.16
8	196	14	Terence SANSOM	Honda Drixton 500	4	8:12.78	63.70	2:01.16	4 64.77
9	108	14	Andrew WIDDOWSON	Suzuki GSX400F	4	8:36.40	60.79	2:02.97	2 63.82
10	101	14	Gary WIDDOWSON	Suzuki GSX 400	4	8:44.18	59.89	2:09.51	4 60.60
11	87	14	Shaun MULLIGAN	Yamaha SR500	4	8:56.07	58.56	2:09.14	4 60.77
12	267	14	Ian LEWIS	Honda CB450	4	8:58.88	58.25	2:12.49	4 59.23
13	258	14	Darin MILLS	Suzuki T20 249	4	9:05.95	57.50	2:14.02	4 58.56
14	243	14	Chris SMALLBONES	Honda K4 350	4	9:06.06	57.49	2:13.57	4 58.76

Not-Classified

56	14	Matthew HEBB	Honda K4 350	2	3:52.28	DNF	67.57	1:51.26	2 70.54
90	14	Ian AUSTIN	Seeley T500	2	4:50.64	DNF	54.00	2:16.94	2 57.31
129	14	Charles DAVIES	Honda CB500	1	2:09.95	DNF	60.39	2:05.72	1 62.42
84	14	Peter CARROLL	Honda 500	0		Starter			

Fastest Lap

56	14	Matthew HEBB	Honda K4 350				1:51.26	2	70.54
----	----	--------------	--------------	--	--	--	---------	---	-------

Start Time : 12:10

Cadwell Park

01 Jul 17 12:23

Clerk of Course :

Time Issued :

Chief Timekeeper : Anthony Smith

THESE RESULTS ARE PROVISIONAL UNTIL THE CONCLUSION OF ANY JUDICIAL AND TECHNICAL MATTERS

HS Sports Timing and Results Systems - Results and Lap Times at www.hssports.co.uk



THREE BEARS & PRE 1982 JAPANESE SOLO CHAMPIONSHIPS

RESULT - RACE 6 - EVENT 8

Pl	No	Evt	Name	Machine	Laps	Time	MPH	Best Lap on	MPH
1	95	8	Richard ALDOUS	Triumph Trident 750	4	7:55.16	66.07	1:55.41	4 68.00
2	213	8	Gary PORTER	BSA Rob North 750	4	7:59.89	65.41	1:52.94	2 69.49

Fastest Lap

213 8 Gary PORTER BSA Rob North 750 1:52.94 2 69.49

Start Time : 12:10

Cadwell Park

01 Jul 17 12:23

Clerk of Course :

Time Issued :

Chief Timekeeper : Anthony Smith

THESE RESULTS ARE PROVISIONAL UNTIL THE CONCLUSION OF ANY JUDICIAL AND TECHNICAL MATTERS

HS Sports Timing and Results Systems - Results and Lap Times at www.hssports.co.uk

THREE BEARS & PRE 1982 JAPANESE SOLO CHAMPIONSHIPS

LAP TIMES - RACE 6

34 James MORALEE

Lap	1	2	3	4	5	6	7	8	9	10
1	2:00.22	1:55.37	1:55.99	1:56.76						

38 Oliver BINGHAM

Lap	1	2	3	4	5	6	7	8	9	10
1	2:05.05	1:56.73	1:56.30	1:56.19						

51 Michael BROWN

Lap	1	2	3	4	5	6	7	8	9	10
1	2:00.38	1:58.52	1:57.99	1:57.19						

56 Matthew HEBB

Lap	1	2	3	4	5	6	7	8	9	10
1	1:58.36	1:51.26								

59 Jack HEBB

Lap	1	2	3	4	5	6	7	8	9	10
1	1:58.02	1:53.04	1:55.05	1:55.17						

87 Shaun MULLIGAN

Lap	1	2	3	4	5	6	7	8	9	10
1	2:17.78	2:13.17	2:13.54	2:09.14						

90 Ian AUSTIN

Lap	1	2	3	4	5	6	7	8	9	10
1	2:25.53	2:16.94								

95 Richard ALDOUS

Lap	1	2	3	4	5	6	7	8	9	10
1	2:03.73	1:55.61	1:55.43	1:55.41						

101 Gary WIDDOWSON

Lap	1	2	3	4	5	6	7	8	9	10
1	2:13.08	2:09.77	2:10.31	2:09.51						

107 Clive SOMERFIELD

Lap	1	2	3	4	5	6	7	8	9	10
1	1:59.81	1:56.12	1:56.03	1:55.77						

108 Andrew WIDDOWSON

Lap	1	2	3	4	5	6	7	8	9	10
1	2:10.77	2:02.97	2:06.07	2:07.50						

129 Charles DAVIES

Lap	1	2	3	4	5	6	7	8	9	10
1	2:05.72									

196 Terence SANSOM

Lap	1	2	3	4	5	6	7	8	9	10
1	2:05.31	2:01.50	2:01.40	2:01.16						

199 Robert BOOTH

Lap	1	2	3	4	5	6	7	8	9	10
1	2:05.81	2:00.79	2:01.32	2:00.44						

213 Gary PORTER

Lap	1	2	3	4	5	6	7	8	9	10
1	2:00.37	1:52.94	1:55.77	2:05.46						

243 Chris SMALLBONES

Lap	1	2	3	4	5	6	7	8	9	10
1	2:19.00	2:13.96	2:13.77	2:13.57						

258 Darin MILLS

Lap	1	2	3	4	5	6	7	8	9	10
1	2:17.86	2:15.19	2:14.39	2:14.02						

262 Daniel PRITCHARD

Lap	1	2	3	4	5	6	7	8	9	10
1	2:00.50	1:57.69	1:58.09	1:56.80						

267 Ian LEWIS

Lap	1	2	3	4	5	6	7	8	9	10
1	2:15.75	2:13.49	2:13.57	2:12.49						

Lap Chart

THREE BEARS & PRE 1982 JAPANESE SOLO CHAMPIONSHIPS - RACE 6

Lap 1		Lap 2		Lap 3		Lap 4		Lap 5		Lap 6		Lap 7		Lap 8		Lap 9		Lap 10	
No	Time	No	Time	No	Time	No	Time	No	Time	No	Time	No	Time	No	Time	No	Time	No	Time
59	2:00.69	56	3:52.28	59	5:48.78	59	7:43.95												
56	2:01.02	59	3:53.73	34	5:53.55	107	7:49.74												
107	2:01.82	34	3:57.56	107	5:53.97	34	7:50.31												
34	2:02.19	107	3:57.94	213	5:54.43	95	7:55.16												
51	2:03.07	213	3:58.66	51	5:59.58	51	7:56.77												
262	2:04.24	51	4:01.59	95	5:59.75	262	7:56.82												
213	2:05.72	262	4:01.93	262	6:00.02	38	7:58.86												
95	2:08.71	95	4:04.32	38	6:02.67	213	7:59.89												
196	2:08.72	38	4:06.37	196	6:11.62	199	8:12.43												
38	2:09.64	196	4:10.22	199	6:11.99	196	8:12.78												
199	2:09.88	199	4:10.67	108	6:28.90	108	8:36.40												
129	2:09.95	108	4:22.83	101	6:34.67	101	8:44.18												
101	2:14.59	101	4:24.36	267	6:46.39	87	8:56.07												
267	2:19.33	267	4:32.82	87	6:46.93	267	8:58.88												
108	2:19.86	87	4:33.39	258	6:51.93	258	9:05.95												
87	2:20.22	258	4:37.54	243	6:52.49	243	9:06.06												
258	2:22.35	243	4:38.72																
243	2:24.76	90	4:50.64																
90	2:33.70																		

BRITISH HISTORIC RACING

WOODLAND OIL & PRE 1963 OVER 500cc CHAMPS.

RESULT - RACE 7

PI	No	Evt	Name	Machine	Laps	Time	Behind	MPH	Best Lap on	MPH
1	213	10	Gary PORTER	BSA Rob North 930	4	7:26.04		70.38	1:49.87	3 71.43
2	175	10	Patrick WELCH	Rob North Trident 930	4	7:38.82	12.78	68.42	1:53.01	3 69.45
3	195	10	Graham BULLER	Norton Slimline 820	4	7:43.93	17.89	67.67	1:54.47	3 68.56
4	138	10	Mike KEMP	Norton Atlas 745	4	7:51.78	25.74	66.54	1:56.13	2 67.58
5	229	10	Robert BEVAN	Triumph Metisse 750	4	8:11.35	45.31	63.89	1:59.94	2 65.43
6	111	10	Ben GRAHAM	Triumph 6T 750	4	8:17.05	51.01	63.16	2:02.91	2 63.85
7	115	9	Roger MOSS	Scott Flying Squirrel	4	8:57.83	1:31.79	58.37	2:11.77	2 59.56
<u>Not-Classified</u>										
	253		Scott HARRIS	Norton Kirby 920	1	2:01.96	DNF	64.35	1:59.08	1 65.91
	286		James FIXTER	BSA Goldstar 500	1	2:06.48	DNF	62.05	2:04.68	1 62.95
<u>Fastest Lap</u>										
	213	10	Gary PORTER	BSA Rob North 930					1:49.87	3 71.43

Start Time : 12:28


Cadwell Park

01 Jul 17 12:38

Clerk of Course :

Time Issued :

Chief Timekeeper : Anthony Smith



THESE RESULTS ARE PROVISIONAL UNTIL THE CONCLUSION OF ANY JUDICIAL AND TECHNICAL MATTERS

HS Sports Timing and Results Systems - Results and Lap Times at www.hssports.co.uk

BRITISH HISTORIC RACING

WOODLAND OIL & PRE 1963 OVER 500cc CHAMPS.

RESULT - RACE 7 - EVENT 10

Pl	No	Evt	Name	Machine	Laps	Time	MPH	Best Lap on	MPH
1	213	10	Gary PORTER	BSA Rob North 930	4	7:26.04	70.38	1:49.87	3 71.43
2	175	10	Patrick WELCH	Rob North Trident 930	4	7:38.82	68.42	1:53.01	3 69.45
3	195	10	Graham BULLER	Norton Slimline 820	4	7:43.93	67.67	1:54.47	3 68.56
4	138	10	Mike KEMP	Norton Atlas 745	4	7:51.78	66.54	1:56.13	2 67.58
5	229	10	Robert BEVAN	Triumph Metisse 750	4	8:11.35	63.89	1:59.94	2 65.43
6	111	10	Ben GRAHAM	Triumph 6T 750	4	8:17.05	63.16	2:02.91	2 63.85

Fastest Lap

213 10 Gary PORTER BSA Rob North 930 1:49.87 3 71.43

Start Time : 12:28


Cadwell Park

01 Jul 17 12:39

Clerk of Course :

Time Issued :

Chief Timekeeper : Anthony Smith



THESE RESULTS ARE PROVISIONAL UNTIL THE CONCLUSION OF ANY JUDICIAL AND TECHNICAL MATTERS

HS Sports Timing and Results Systems - Results and Lap Times at www.hssports.co.uk



WOODLAND OIL & PRE 1963 OVER 500cc CHAMPS.

RESULT - RACE 7 - EVENT 9

Pl	No	Evt	Name	Machine	Laps	Time	MPH	Best Lap on	MPH
1	115	9	Roger MOSS	Scott Flying Squirrel	4	8:57.83	58.37	2:11.77	2 59.56

Fastest Lap

115	9	Roger MOSS	Scott Flying Squirrel				2:11.77	2	59.56
-----	---	------------	-----------------------	--	--	--	---------	---	-------

Start Time : 12:28

Cadwell Park

01 Jul 17 12:39

Clerk of Course :

Time Issued :

Chief Timekeeper : Anthony Smith

THESE RESULTS ARE PROVISIONAL UNTIL THE CONCLUSION OF ANY JUDICIAL AND TECHNICAL MATTERS

HS Sports Timing and Results Systems - Results and Lap Times at www.hssports.co.uk

WOODLAND OIL & PRE 1963 OVER 500cc CHAMPS.

LAP TIMES - RACE 7

111	Ben GRAHAM										
	Lap	1	2	3	4	5	6	7	8	9	10
	1	2:06.45	2:02.91	2:02.92	2:03.26						

115	Roger MOSS										
	Lap	1	2	3	4	5	6	7	8	9	10
	1	2:17.78	2:11.77	2:11.89	2:12.21						

138	Mike KEMP										
	Lap	1	2	3	4	5	6	7	8	9	10
	1	1:59.36	1:56.13	1:57.09	1:57.16						

175	Patrick WELCH										
	Lap	1	2	3	4	5	6	7	8	9	10
	1	1:56.25	1:53.10	1:53.01	1:54.26						

195	Graham BULLER										
	Lap	1	2	3	4	5	6	7	8	9	10
	1	1:56.85	1:54.93	1:54.47	1:54.93						

213	Gary PORTER										
	Lap	1	2	3	4	5	6	7	8	9	10
	1	1:53.12	1:49.97	1:49.87	1:50.21						

229	Robert BEVAN										
	Lap	1	2	3	4	5	6	7	8	9	10
	1	2:05.74	1:59.94	2:01.38	2:01.23						

253	Scott HARRIS										
	Lap	1	2	3	4	5	6	7	8	9	10
	1	1:59.08									

286	James FIXTER										
	Lap	1	2	3	4	5	6	7	8	9	10
	1	2:04.68									

Lap Chart

WOODLAND OIL & PRE 1963 OVER 500cc CHAMPS. - RACE 7

Lap 1		Lap 2		Lap 3		Lap 4		Lap 5		Lap 6		Lap 7		Lap 8		Lap 9		Lap 10	
No	Time	No	Time	No	Time	No	Time	No	Time	No	Time	No	Time	No	Time	No	Time	No	Time
213	1:55.99	213	3:45.96	213	5:35.83	213	7:26.04												
175	1:58.45	175	3:51.55	175	5:44.56	175	7:38.82												
195	1:59.60	195	3:54.53	195	5:49.00	195	7:43.93												
138	2:01.40	138	3:57.53	138	5:54.62	138	7:51.78												
253	2:01.96	229	4:08.74	229	6:10.12	229	8:11.35												
286	2:06.48	111	4:10.87	111	6:13.79	111	8:17.05												
111	2:07.96	115	4:33.73	115	6:45.62	115	8:57.83												
229	2:08.80																		
115	2:21.96																		



BSSO SOLO SCOOTER CHAMPIONSHIP

RESULT - RACE 8

PI	No	Evt	Name	Machine	Laps	Time	Behind	MPH	Best Lap on	MPH
1	101		Gary PEACOCK	Aprilia SR125	4	7:42.31		67.90	1:53.61	3 69.08
2	71		Warren WILKINSON	Gilera Runner179	4	7:50.15	7.84	66.77	1:55.58	3 67.90
3	5		Lee BAMBER	Gilera Runner 172	4	7:50.68	8.37	66.69	1:55.67	2 67.85
4	28		Stephen WRIGHT	Gilera Runner PSN 180	4	8:09.66	27.35	64.11	2:00.19	4 65.30
5	52		John WOODS	Gilera Runner 179	4	8:30.75	48.44	61.46	2:05.65	3 62.46
6	20		David WILSON	Scomadi 172	4	8:44.57	1:02.26	59.84	2:09.20	2 60.74
7	66		Scott CHAPMAN	Gilera Runner 172	4	8:58.54	1:16.23	58.29	2:08.42	1 61.11
8	62		Taylor STURGESS	Lambretta SX200	4	9:06.32	1:24.01	57.46	2:08.12	3 61.26
9	3		Justin PRICE	Piaggio Zip 179	4	9:06.76	1:24.45	57.41	2:05.48	4 62.54
10	64		Pat WICKHAM	Lambretta GP 200	4	9:11.39	1:29.08	56.93	2:13.08	4 58.97
11	41		Stuart DAY	Lambretta GP 200	4	9:18.64	1:36.33	56.19	2:10.74	4 60.03
12	19		Mark SHIRLEY	Piaggio Zip 80	4	9:20.27	1:37.96	56.03	2:17.92	3 56.90
13	81		James LANCASTER	Lambretta Franspeed	4	9:22.46	1:40.15	55.81	2:10.84	4 59.98
14	97		Mark COOK	Lambretta GP 230	4	9:24.97	1:42.66	55.56	2:10.23	4 60.26
15	129		Jeremy STEEL	Lambretta 200	4	9:25.38	1:43.07	55.52	2:18.71	4 56.58
16	76		Steven LAST	Lambretta GT240 240	4	9:42.26	1:59.95	53.91	2:18.68	2 56.59
17	131		Andrew DUNCAN	Lambretta GP200	4	9:49.39	2:07.08	53.26	2:21.58	4 55.43

Not-Classified

7	Darren CONNEELY	Lambretta 220	2	4:22.48	DNF	59.80	1:56.01	2	67.65
14	Stewart MCKENZIE	Vespa 256	0		Starter				

Fastest Lap

101	Gary PEACOCK	Aprilia SR125					1:53.61	3	69.08
-----	--------------	---------------	--	--	--	--	---------	---	-------

Start Time : 13:57

Cadwell Park

01 Jul 17 14:08

Clerk of Course :

Time Issued :

Chief Timekeeper : Anthony Smith

THESE RESULTS ARE PROVISIONAL UNTIL THE CONCLUSION OF ANY JUDICIAL AND TECHNICAL MATTERS

HS Sports Timing and Results Systems - Results and Lap Times at www.hssports.co.uk

BSSO SOLO SCOOTER CHAMPIONSHIP

LAP TIMES - RACE 8

3	Justin PRICE										
	Lap	1	2	3	4	5	6	7	8	9	10
	1	2:43.10	2:08.20	2:07.75	2:05.48						
5	Lee BAMBER										
	Lap	1	2	3	4	5	6	7	8	9	10
	1	1:59.11	1:55.67	1:56.11	1:56.79						
7	Darren CONNEELY										
	Lap	1	2	3	4	5	6	7	8	9	10
	1	1:59.95	1:56.01								
19	Mark SHIRLEY										
	Lap	1	2	3	4	5	6	7	8	9	10
	1	2:20.01	2:20.19	2:17.92	2:18.00						
20	David WILSON										
	Lap	1	2	3	4	5	6	7	8	9	10
	1	2:10.17	2:09.20	2:10.71	2:11.51						
28	Stephen WRIGHT										
	Lap	1	2	3	4	5	6	7	8	9	10
	1	2:04.86	2:01.43	2:00.55	2:00.19						
41	Stuart DAY										
	Lap	1	2	3	4	5	6	7	8	9	10
	1	2:10.83	2:16.19	2:12.78	2:10.74						
52	John WOODS										
	Lap	1	2	3	4	5	6	7	8	9	10
	1	2:08.98	2:06.74	2:05.65	2:06.46						
62	Taylor STURGESS										
	Lap	1	2	3	4	5	6	7	8	9	10
	1	2:13.05	2:09.89	2:08.12	2:08.67						
64	Pat WICKHAM										
	Lap	1	2	3	4	5	6	7	8	9	10
	1	2:22.13	2:16.08	2:13.96	2:13.08						
66	Scott CHAPMAN										
	Lap	1	2	3	4	5	6	7	8	9	10
	1	2:08.42	2:08.66	2:13.76	2:25.30						
71	Warren WILKINSON										
	Lap	1	2	3	4	5	6	7	8	9	10
	1	2:01.62	1:55.72	1:55.58	1:55.63						
76	Steven LAST										
	Lap	1	2	3	4	5	6	7	8	9	10
	1	2:18.74	2:18.68	2:18.88	2:19.09						

81	James LANCASTER										
	Lap	1	2	3	4	5	6	7	8	9	10
	1	2:19.22	2:12.72	2:12.65	2:10.84						

97	Mark COOK										
	Lap	1	2	3	4	5	6	7	8	9	10
	1	2:13.29	2:12.63	2:10.60	2:10.23						

101	Gary PEACOCK										
	Lap	1	2	3	4	5	6	7	8	9	10
	1	1:58.54	1:54.44	1:53.61	1:53.61						

129	Jeremy STEEL										
	Lap	1	2	3	4	5	6	7	8	9	10
	1	2:22.54	2:19.38	2:19.04	2:18.71						

131	Andrew DUNCAN										
	Lap	1	2	3	4	5	6	7	8	9	10
	1	2:32.84	2:22.94	2:22.16	2:21.58						

Lap Chart

BSSO SOLO SCOOTER CHAMPIONSHIP - RACE 8

Lap 1		Lap 2		Lap 3		Lap 4		Lap 5		Lap 6		Lap 7		Lap 8		Lap 9		Lap 10	
No	Time	No	Time	No	Time	No	Time	No	Time	No	Time	No	Time	No	Time	No	Time	No	Time
101	2:00.65	101	3:55.09	101	5:48.70	101	7:42.31												
5	2:02.11	5	3:57.78	5	5:53.89	71	7:50.15												
71	2:03.22	71	3:58.94	71	5:54.52	5	7:50.68												
28	2:07.49	28	4:08.92	28	6:09.47	28	8:09.66												
66	2:10.82	52	4:18.64	52	6:24.29	52	8:30.75												
52	2:11.90	66	4:19.48	20	6:33.06	20	8:44.57												
20	2:13.15	20	4:22.35	66	6:33.24	66	8:58.54												
19	2:24.16	7	4:22.48	62	6:57.65	62	9:06.32												
7	2:26.47	19	4:44.35	64	6:58.31	3	9:06.76												
129	2:28.25	64	4:44.35	3	7:01.28	64	9:11.39												
64	2:28.27	129	4:47.63	19	7:02.27	41	9:18.64												
41	2:38.93	62	4:49.53	129	7:06.67	19	9:20.27												
62	2:39.64	3	4:53.53	41	7:07.90	81	9:22.46												
131	2:42.71	41	4:55.12	81	7:11.62	97	9:24.97												
3	2:45.33	81	4:58.97	97	7:14.74	129	9:25.38												
76	2:45.61	97	5:04.14	76	7:23.17	76	9:42.26												
81	2:46.25	76	5:04.29	131	7:27.81	131	9:49.39												
97	2:51.51	131	5:05.65																



250cc SPECIALS & PRE 1963 250cc SOLO CHAMPIONSHIPS

RESULT - RACE 9

PI	No	Evt	Name	Machine	Laps	Time	Behind	MPH	Best Lap on	MPH
1	129	3	Charles DAVIES	Ducati Monza 250	4	8:02.63		65.04	1:56.27	4 67.50
2	94	3	Geoff MILLS	Ducati Harrison 250	4	8:03.20	0.57	64.97	1:57.61	4 66.73
3	33	3	Mike POWELL	BSA Bantam 123	4	8:15.10	12.47	63.41	2:00.50	2 65.13
4	4	3	Ian HENSHAW	Royal Enfield Crusader 2	4	8:17.18	14.55	63.14	2:01.76	4 64.45
5	22	3	Rod GRAHAM	Ducati Daytona 250	4	8:20.68	18.05	62.70	2:02.49	4 64.07
6	248	3	Andrew PIGGOTT	Ducati MK III 250	4	9:09.05	1:06.42	57.18	2:14.77	2 58.23
7	161	3	Tyler SCOTHERN	BSA B25 250	4	9:12.08	1:09.45	56.86	2:13.29	3 58.88
8	259	3	Richard BOOL	Ducati Mach I 250	4	9:35.05	1:32.42	54.59	2:19.75	2 56.16
9	297	2	Samuel PAGE	Velocette Mov 250	4	10:03.38	2:00.75	52.03	2:26.20	4 53.68

Not-Classified

24 3 Joao QUINTANEIRO Royal Enfield Crusader 0 Starter

Fastest Lap

129 3 Charles DAVIES Ducati Monza 250 1:56.27 4 67.50

Start Time : 14:13

Cadwell Park

01 Jul 17 14:26

Clerk of Course :

Time Issued :

Chief Timekeeper : Anthony Smith

THESE RESULTS ARE PROVISIONAL UNTIL THE CONCLUSION OF ANY JUDICIAL AND TECHNICAL MATTERS

HS Sports Timing and Results Systems - Results and Lap Times at www.hssports.co.uk



250cc SPECIALS & PRE 1963 250cc SOLO CHAMPIONSHIPS

RESULT - RACE 9 - EVENT 2

Pl	No	Evt	Name	Machine	Laps	Time	MPH	Best Lap on	MPH
1	297	2	Samuel PAGE	Velocette Mov 250	4	10:03.38	52.03	2:26.20	4 53.68

Fastest Lap

297 2 Samuel PAGE Velocette Mov 250 2:26.20 4 53.68

Start Time : 14:13

Cadwell Park

01 Jul 17 14:27

Clerk of Course :

Time Issued :

Chief Timekeeper : Anthony Smith

THESE RESULTS ARE PROVISIONAL UNTIL THE CONCLUSION OF ANY JUDICIAL AND TECHNICAL MATTERS

HS Sports Timing and Results Systems - Results and Lap Times at www.hssports.co.uk

BRITISH HISTORIC RACING

250cc SPECIALS & PRE 1963 250cc SOLO CHAMPIONSHIPS

RESULT - RACE 9 - EVENT 3

Pl	No	Evt	Name	Machine	Laps	Time	MPH	Best Lap on	MPH
1	129	3	Charles DAVIES	Ducati Monza 250	4	8:02.63	65.04	1:56.27	4 67.50
2	94	3	Geoff MILLS	Ducati Harrison 250	4	8:03.20	64.97	1:57.61	4 66.73
3	33	3	Mike POWELL	BSA Bantam 123	4	8:15.10	63.41	2:00.50	2 65.13
4	4	3	Ian HENSHAW	Royal Enfield Crusader 2	4	8:17.18	63.14	2:01.76	4 64.45
5	22	3	Rod GRAHAM	Ducati Daytona 250	4	8:20.68	62.70	2:02.49	4 64.07
6	248	3	Andrew PIGGOTT	Ducati MK III 250	4	9:09.05	57.18	2:14.77	2 58.23
7	161	3	Tyler SCOTHERN	BSA B25 250	4	9:12.08	56.86	2:13.29	3 58.88
8	259	3	Richard BOOL	Ducati Mach I 250	4	9:35.05	54.59	2:19.75	2 56.16

Not-Classified

24	3	Joao QUINTANEIRO	Royal Enfield Crusader	0	Starter
----	---	------------------	------------------------	---	---------

Fastest Lap

129	3	Charles DAVIES	Ducati Monza 250	1:56.27	4 67.50
-----	---	----------------	------------------	---------	---------

Start Time : 14:13

Cadwell Park

01 Jul 17 14:27

Clerk of Course :

Time Issued :

Chief Timekeeper : Anthony Smith



THESE RESULTS ARE PROVISIONAL UNTIL THE CONCLUSION OF ANY JUDICIAL AND TECHNICAL MATTERS

HS Sports Timing and Results Systems - Results and Lap Times at www.hssports.co.uk

250cc SPECIALS & PRE 1963 250cc SOLO CHAMPIONSHIPS

LAP TIMES - RACE 9

4	Ian HENSHAW										
	Lap	1	2	3	4	5	6	7	8	9	10
	1	2:06.15	2:02.95	2:03.58	2:01.76						

22	Rod GRAHAM										
	Lap	1	2	3	4	5	6	7	8	9	10
	1	2:07.19	2:03.54	2:03.59	2:02.49						

33	Mike POWELL										
	Lap	1	2	3	4	5	6	7	8	9	10
	1	2:06.74	2:00.50	2:00.74	2:01.81						

94	Geoff MILLS										
	Lap	1	2	3	4	5	6	7	8	9	10
	1	2:03.25	1:59.05	2:00.10	1:57.61						

129	Charles DAVIES										
	Lap	1	2	3	4	5	6	7	8	9	10
	1	2:02.61	1:59.17	2:01.12	1:56.27						

161	Tyler SCOTHERN										
	Lap	1	2	3	4	5	6	7	8	9	10
	1	2:22.63	2:14.87	2:13.29	2:18.10						

248	Andrew PIGGOTT										
	Lap	1	2	3	4	5	6	7	8	9	10
	1	2:18.76	2:14.77	2:15.42	2:16.86						

259	Richard BOOL										
	Lap	1	2	3	4	5	6	7	8	9	10
	1	2:25.92	2:19.75	2:22.74	2:24.04						

297	Samuel PAGE										
	Lap	1	2	3	4	5	6	7	8	9	10
	1	2:36.07	2:28.15	2:26.90	2:26.20						

Lap Chart

250cc SPECIALS & PRE 1963 250cc SOLO CHAMPIONSHIPS - RACE 9

Lap 1		Lap 2		Lap 3		Lap 4		Lap 5		Lap 6		Lap 7		Lap 8		Lap 9		Lap 10	
No	Time	No	Time	No	Time	No	Time	No	Time	No	Time	No	Time	No	Time	No	Time	No	Time
129	2:06.07	129	4:05.24	94	6:05.59	129	8:02.63												
94	2:06.44	94	4:05.49	129	6:06.36	94	8:03.20												
4	2:08.89	4	4:11.84	33	6:13.29	33	8:15.10												
22	2:11.06	33	4:12.55	4	6:15.42	4	8:17.18												
33	2:12.05	22	4:14.60	22	6:18.19	22	8:20.68												
248	2:22.00	248	4:36.77	248	6:52.19	248	9:09.05												
161	2:25.82	161	4:40.69	161	6:53.98	161	9:12.08												
259	2:28.52	259	4:48.27	259	7:11.01	259	9:35.05												
297	2:42.13	297	5:10.28	297	7:37.18	297	10:03.38												



IRVING RACING & PRE 1959 SIDECAR OUTFIT CHAMPIONSHIPS

RESULT - RACE 10

PI	No	Evt	Name	Machine	Laps	Time	Behind	MPH	Best Lap on	MPH
1	4	16	BLEACH/ DAWS	Norton Ducker Lynx 750	4	8:35.80		60.86	2:05.34	2 62.61
2	31	15	WESTON/ WESTON	Triumph Thunderbird 65	4	8:38.10	2.30	60.59	2:07.75	4 61.43
3	29	15	POPE/ CHRISTOPHER	Triumph Thunderbird 65	4	8:55.11	19.31	58.66	2:12.20	3 59.36
4	12	15	WHITTAKER/ WHITTAKER	BSA Road Rocket 650	4	10:02.00	1:26.20	52.15	2:28.52	3 52.84
5	6	15	BLOWERS/ LINES	Matchless G3L 700	4	10:08.68	1:32.88	51.57	2:28.80	2 52.74
6	656	23a	DAVENPORT/ DAVENPORT	Aprilia RS 125	4	10:11.63	1:35.83	51.33	2:18.08	1 56.84
7	682	23a	CHAPMAN/ WESTON	Gilera Runner200	3	8:36.87	1 Lap	45.55	2:48.16	3 46.67
8	45	16	TULETT/ CLARK	Triumph T140 748	3	8:42.00	1 Lap	45.10	2:49.02	3 46.43
Not-Classified										
	78	16	WICKETT/ BANKS	Triumph Thunderbird 74	2	4:58.83	DNF	52.52	2:24.73	2 54.23
	80	16	MANN/ WADE	Yamaha XS750 750	2	5:07.59	DNF	51.03	2:29.74	2 52.41
	160	16	HOLMES/ HOLMES	Triumph T140 750	1	2:47.71	DNF	46.80	2:40.30	1 48.96
Fastest Lap										
	4	16	BLEACH/ DAWS	Norton Ducker Lynx 750					2:05.34	2 62.61

Start Time : 14:30

Cadwell Park

01 Jul 17 14:44

Clerk of Course :

Time Issued :

Chief Timekeeper : Anthony Smith

THESE RESULTS ARE PROVISIONAL UNTIL THE CONCLUSION OF ANY JUDICIAL AND TECHNICAL MATTERS

HS Sports Timing and Results Systems - Results and Lap Times at www.hssports.co.uk



IRVING RACING & PRE 1959 SIDECAR OUTFIT CHAMPIONSHIPS

RESULT - RACE 10 - EVENT 15

Pl	No	Evt	Name	Machine	Laps	Time	MPH	Best Lap on	MPH
1	31	15	WESTON/ WESTON	Triumph Thunderbird 65	4	8:38.10	60.59	2:07.75	4 61.43
2	29	15	POPE/ CHRISTOPHER	Triumph Thunderbird 65	4	8:55.11	58.66	2:12.20	3 59.36
3	12	15	WHITTAKER/ WHITTAKER	BSA Road Rocket 650	4	10:02.00	52.15	2:28.52	3 52.84
4	6	15	BLOWERS/ LINES	Matchless G3L 700	4	10:08.68	51.57	2:28.80	2 52.74

Fastest Lap

31 15 WESTON/ WESTON Triumph Thunderbird 65 2:07.75 4 61.43

Start Time : 14:30

Cadwell Park

01 Jul 17 14:44

Clerk of Course :

Time Issued :

Chief Timekeeper : Anthony Smith

THESE RESULTS ARE PROVISIONAL UNTIL THE CONCLUSION OF ANY JUDICIAL AND TECHNICAL MATTERS

HS Sports Timing and Results Systems - Results and Lap Times at www.hssports.co.uk



IRVING RACING & PRE 1959 SIDECAR OUTFIT CHAMPIONSHIPS

RESULT - RACE 10 - EVENT 16

Pl	No	Evt	Name	Machine	Laps	Time	MPH	Best Lap on	MPH
1	4	16	BLEACH/ DAWS	Norton Ducker Lynx 750	4	8:35.80	60.86	2:05.34	2 62.61
2	45	16	TULETT/ CLARK	Triumph T140 748	3	8:42.00	45.10	2:49.02	3 46.43
<u>Not-Classified</u>									
	78	16	WICKETT/ BANKS	Triumph Thunderbird 74	2	4:58.83	DNF	52.52	2:24.73 2 54.23
	80	16	MANN/ WADE	Yamaha XS750 750	2	5:07.59	DNF	51.03	2:29.74 2 52.41
	160	16	HOLMES/ HOLMES	Triumph T140 750	1	2:47.71	DNF	46.80	2:40.30 1 48.96
<u>Fastest Lap</u>									
	4	16	BLEACH/ DAWS	Norton Ducker Lynx 750				2:05.34	2 62.61

Start Time : 14:30

Cadwell Park

01 Jul 17 14:44

Clerk of Course :

Time Issued :

Chief Timekeeper : Anthony Smith

THESE RESULTS ARE PROVISIONAL UNTIL THE CONCLUSION OF ANY JUDICIAL AND TECHNICAL MATTERS

HS Sports Timing and Results Systems - Results and Lap Times at www.hssports.co.uk



IRVING RACING & PRE 1959 SIDECAR OUTFIT CHAMPIONSHIPS

RESULT - RACE 10 - EVENT 23a

PI	No	Evt	Name	Machine	Laps	Time	MPH	Best Lap on	MPH
1	656	23a	DAVENPORT/ DAVENPORT	Aprilia RS 125	4	10:11.63	51.33	2:18.08	1 56.84
2	682	23a	CHAPMAN/ WESTON	Gilera Runner200	3	8:36.87	45.55	2:48.16	3 46.67

Fastest Lap

656 23a DAVENPORT/ DAVENPORT Aprilia RS 125 2:18.08 1 56.84

Start Time : 14:30

Cadwell Park

01 Jul 17 14:44

Clerk of Course :

Time Issued :

Chief Timekeeper : Anthony Smith

THESE RESULTS ARE PROVISIONAL UNTIL THE CONCLUSION OF ANY JUDICIAL AND TECHNICAL MATTERS

HS Sports Timing and Results Systems - Results and Lap Times at www.hssports.co.uk

IRVING RACING & PRE 1959 SIDECAR OUTFIT CHAMPIONSHIPS

LAP TIMES - RACE 10

4	BLEACH/ DAWS										
	Lap	1	2	3	4	5	6	7	8	9	10
	1	2:09.11	2:05.34	2:06.64	2:07.67						
6	BLOWERS/ LINES										
	Lap	1	2	3	4	5	6	7	8	9	10
	1	2:33.73	2:28.80	2:30.37	2:31.02						
12	WHITTAKER/ WHITTAKER										
	Lap	1	2	3	4	5	6	7	8	9	10
	1	2:30.17	2:28.73	2:28.52	2:31.08						
29	POPE/ CHRISTOPHER										
	Lap	1	2	3	4	5	6	7	8	9	10
	1	2:14.38	2:12.21	2:12.20	2:12.25						
31	WESTON/ WESTON										
	Lap	1	2	3	4	5	6	7	8	9	10
	1	2:11.69	2:08.20	2:07.88	2:07.75						
45	TULETT/ CLARK										
	Lap	1	2	3	4	5	6	7	8	9	10
	1	2:53.87	2:51.35	2:49.02							
78	WICKETT/ BANKS										
	Lap	1	2	3	4	5	6	7	8	9	10
	1	2:27.66	2:24.73								
80	MANN/ WADE										
	Lap	1	2	3	4	5	6	7	8	9	10
	1	2:31.21	2:29.74								
160	HOLMES/ HOLMES										
	Lap	1	2	3	4	5	6	7	8	9	10
	1	2:40.30									
656	DAVENPORT/ DAVENPORT										
	Lap	1	2	3	4	5	6	7	8	9	10
	1	2:18.08	2:24.03	2:38.28	2:43.31						
682	CHAPMAN/ WESTON										
	Lap	1	2	3	4	5	6	7	8	9	10
	1	2:51.67	2:48.73	2:48.16							

Lap Chart

IRVING RACING & PRE 1959 SIDECAR OUTFIT CHAMPIONSHIPS - RACE 10

Lap 1		Lap 2		Lap 3		Lap 4		Lap 5		Lap 6		Lap 7		Lap 8		Lap 9		Lap 10	
No	Time	No	Time	No	Time	No	Time	No	Time	No	Time	No	Time	No	Time	No	Time	No	Time
31	2:14.27	4	4:21.49	4	6:28.13	4	8:35.80												
4	2:16.15	31	4:22.47	31	6:30.35	682	8:36.87 *1												
29	2:18.45	29	4:30.66	29	6:42.86	31	8:38.10												
656	2:26.01	656	4:50.04	656	7:28.32	45	8:42.00 *1												
12	2:33.67	78	4:58.83	12	7:30.92	29	8:55.11												
78	2:34.10	12	5:02.40	6	7:37.66	12	10:02.00												
80	2:37.85	6	5:07.29				6	10:08.68											
6	2:38.49	80	5:07.59				656	10:11.63											
160	2:47.71	682	5:48.71																
682	2:59.98	45	5:52.98																
45	3:01.63																		



BOB NEWBY RACING & SOLOS 351cc - 500cc TO 1962

RESULT - RACE 11

Pl	No	Evt	Name	Machine	Laps	Time	Behind	MPH	Best Lap on	MPH
1	119	6	Lee MOORE	Norton Manx 499	4	7:19.49		71.43	1:47.05	2 73.31
2	12	7	Stefan RADAKOVIC	Norton Manx 499	4	7:25.75	6.26	70.43	1:48.91	2 72.06
3	74	7	Dave MATRAVERS	Seeley G50	4	7:43.20	23.71	67.77	1:54.49	4 68.55
4	81	7	Michael FOX	Seeley G50	4	7:44.96	25.47	67.52	1:54.01	2 68.84
5	141	6	Sam RHODES	Velocette MSS 500	4	7:47.49	28.00	67.15	1:53.74	2 69.00
6	4	7	Ian HENSHAW	Royal Enfield Fury 500	4	7:57.71	38.22	65.71	1:57.84	3 66.60
7	3	6	Nick BEDFORD	Norton Manx 499	4	7:59.07	39.58	65.53	1:56.04	4 67.63
8	215	6	Ian LUCAS	Norton Manx 350	4	7:59.22	39.73	65.51	1:56.39	4 67.43
9	127	6	Adam BATEMAN	Seeley G50	4	8:12.99	53.50	63.68	2:00.08	3 65.36
10	122	7	Richard STOTT	Matchless G50	4	8:15.07	55.58	63.41	2:01.84	2 64.41
11	286	6	James FIXTER	Triumph Norton 750	4	8:15.42	55.93	63.36	2:01.60	2 64.54
12	59	6	Jack HEBB	Norton Manx 499	4	8:21.46	1:01.97	62.60	2:00.74	3 65.00
13	205	6	Paul MACDOUGALL	Norton 88 498	4	8:26.26	1:06.77	62.01	2:03.43	4 63.58
14	161	7	Tyler SCOTHERN	BSA B50	4	8:26.41	1:06.92	61.99	2:02.89	3 63.86
15	90	6	Ian AUSTIN	BSA Goldstar 363	4	8:33.45	1:13.96	61.14	2:03.30	4 63.65
16	209	6	Mick BALDWIN	AJS 7R 349	4	8:43.50	1:24.01	59.97	2:07.86	4 61.38
17	42	7	Tony AINLEY	Velocette Venom 499	4	8:46.52	1:27.03	59.62	2:08.48	2 61.08
18	102	6	John COVERDALE	Velocette Venom 499	3	7:57.75	1 Lap	49.28	2:34.90	3 50.66

Fastest Lap

119 6 Lee MOORE Norton Manx 499 1:47.05 2 73.31

Start Time : 14:47

Cadwell Park

01 Jul 17 15:01

Clerk of Course :

Time Issued :

Chief Timekeeper : Anthony Smith

THESE RESULTS ARE PROVISIONAL UNTIL THE CONCLUSION OF ANY JUDICIAL AND TECHNICAL MATTERS

HS Sports Timing and Results Systems - Results and Lap Times at www.hssports.co.uk

BRITISH HISTORIC RACING

BOB NEWBY RACING & SOLOS 351cc - 500cc TO 1962

RESULT - RACE 11 - EVENT 6

PI	No	Evt	Name	Machine	Laps	Time	MPH	Best Lap on	MPH
1	119	6	Lee MOORE	Norton Manx 499	4	7:19.49	71.43	1:47.05	2 73.31
2	141	6	Sam RHODES	Velocette MSS 500	4	7:47.49	67.15	1:53.74	2 69.00
3	3	6	Nick BEDFORD	Norton Manx 499	4	7:59.07	65.53	1:56.04	4 67.63
4	215	6	Ian LUCAS	Norton Manx 350	4	7:59.22	65.51	1:56.39	4 67.43
5	127	6	Adam BATEMAN	Seeley G50	4	8:12.99	63.68	2:00.08	3 65.36
6	286	6	James FIXTER	Triumph Norton 750	4	8:15.42	63.36	2:01.60	2 64.54
7	59	6	Jack HEBB	Norton Manx 499	4	8:21.46	62.60	2:00.74	3 65.00
8	205	6	Paul MACDOUGALL	Norton 88 498	4	8:26.26	62.01	2:03.43	4 63.58
9	90	6	Ian AUSTIN	BSA Goldstar 363	4	8:33.45	61.14	2:03.30	4 63.65
10	209	6	Mick BALDWIN	AJS 7R 349	4	8:43.50	59.97	2:07.86	4 61.38
11	102	6	John COVERDALE	Velocette Venom 499	3	7:57.75	49.28	2:34.90	3 50.66

Fastest Lap

119 6 Lee MOORE Norton Manx 499 1:47.05 2 73.31

Start Time : 14:47

Cadwell Park

01 Jul 17 15:02

Clerk of Course :

Time Issued :

Chief Timekeeper : Anthony Smith



THESE RESULTS ARE PROVISIONAL UNTIL THE CONCLUSION OF ANY JUDICIAL AND TECHNICAL MATTERS

HS Sports Timing and Results Systems - Results and Lap Times at www.hssports.co.uk



BOB NEWBY RACING & SOLOS 351cc - 500cc TO 1962

RESULT - RACE 11 - EVENT 7

Pl	No	Evt	Name	Machine	Laps	Time	MPH	Best Lap on	MPH
1	12	7	Stefan RADA KOVIC	Norton Manx 499	4	7:25.75	70.43	1:48.91	2 72.06
2	74	7	Dave MATRAVERS	Seeley G50	4	7:43.20	67.77	1:54.49	4 68.55
3	81	7	Michael FOX	Seeley G50	4	7:44.96	67.52	1:54.01	2 68.84
4	4	7	Ian HENSHAW	Royal Enfield Fury 500	4	7:57.71	65.71	1:57.84	3 66.60
5	122	7	Richard STOTT	Matchless G50	4	8:15.07	63.41	2:01.84	2 64.41
6	161	7	Tyler SCOTHERN	BSA B50	4	8:26.41	61.99	2:02.89	3 63.86
7	42	7	Tony AINLEY	Velocette Venom 499	4	8:46.52	59.62	2:08.48	2 61.08

Fastest Lap

12 7 Stefan RADA KOVIC Norton Manx 499 1:48.91 2 72.06

Start Time : 14:47

Cadwell Park

01 Jul 17 15:02

Clerk of Course :

Time Issued :

Chief Timekeeper : Anthony Smith

THESE RESULTS ARE PROVISIONAL UNTIL THE CONCLUSION OF ANY JUDICIAL AND TECHNICAL MATTERS

HS Sports Timing and Results Systems - Results and Lap Times at www.hssports.co.uk

BOB NEWBY RACING & SOLOS 351cc - 500cc TO 1962

LAP TIMES - RACE 11

3	Nick BEDFORD										
	Lap	1	2	3	4	5	6	7	8	9	10
	1	2:03.63	1:58.72	1:56.38	1:56.04						
4	Ian HENSHAW										
	Lap	1	2	3	4	5	6	7	8	9	10
	1	2:00.88	1:58.11	1:57.84	1:58.52						
12	Stefan RADAKOVIC										
	Lap	1	2	3	4	5	6	7	8	9	10
	1	1:55.03	1:48.91	1:49.74	1:50.63						
42	Tony AINLEY										
	Lap	1	2	3	4	5	6	7	8	9	10
	1	2:14.25	2:08.48	2:09.98	2:11.17						
59	Jack HEBB										
	Lap	1	2	3	4	5	6	7	8	9	10
	1	2:13.75	2:00.99	2:00.74	2:01.61						
74	Dave MATRAVERS										
	Lap	1	2	3	4	5	6	7	8	9	10
	1	1:55.55	1:54.61	1:55.53	1:54.49						
81	Michael FOX										
	Lap	1	2	3	4	5	6	7	8	9	10
	1	1:56.95	1:54.01	1:54.34	1:55.96						
90	Ian AUSTIN										
	Lap	1	2	3	4	5	6	7	8	9	10
	1	2:13.34	2:06.42	2:03.97	2:03.30						
102	John COVERDALE										
	Lap	1	2	3	4	5	6	7	8	9	10
	1	2:38.65	2:38.31	2:34.90							
119	Lee MOORE										
	Lap	1	2	3	4	5	6	7	8	9	10
	1	1:52.46	1:47.05	1:47.26	1:48.85						
122	Richard STOTT										
	Lap	1	2	3	4	5	6	7	8	9	10
	1	2:05.11	2:01.84	2:02.61	2:02.53						
127	Adam BATEMAN										
	Lap	1	2	3	4	5	6	7	8	9	10
	1			2:00.08	2:02.77						
141	Sam RHODES										
	Lap	1	2	3	4	5	6	7	8	9	10
	1	2:00.13	1:53.74	1:54.13	1:54.17						

161 Tyler SCOTHERN

Lap	1	2	3	4	5	6	7	8	9	10
1	2:13.81	2:03.20	2:02.89	2:03.10						

205 Paul MACDOUGALL

Lap	1	2	3	4	5	6	7	8	9	10
1	2:08.07	2:05.89	2:03.69	2:03.43						

209 Mick BALDWIN

Lap	1	2	3	4	5	6	7	8	9	10
1	2:11.94	2:07.90	2:09.75	2:07.86						

215 Ian LUCAS

Lap	1	2	3	4	5	6	7	8	9	10
1	2:03.11	1:57.65	1:56.87	1:56.39						

286 James FIXTER

Lap	1	2	3	4	5	6	7	8	9	10
1	2:04.41	2:01.60	2:02.53	2:02.83						

Lap Chart

BOB NEWBY RACING & SOLOS 351cc - 500cc TO 1962 - RACE 11

Lap 1		Lap 2		Lap 3		Lap 4		Lap 5		Lap 6		Lap 7		Lap 8		Lap 9		Lap 10	
No	Time	No	Time	No	Time	No	Time	No	Time	No	Time	No	Time	No	Time	No	Time	No	Time
119	1:56.33	119	3:43.38	119	5:30.64	119	7:19.49												
12	1:56.47	12	3:45.38	12	5:35.12	12	7:25.75												
74	1:58.57	74	3:53.18	74	5:48.71	74	7:43.20												
81	2:00.65	81	3:54.66	81	5:49.00	81	7:44.96												
4	2:03.24	141	3:59.19	141	5:53.32	141	7:47.49												
141	2:05.45	4	4:01.35	4	5:59.19	4	7:57.71												
3	2:07.93	215	4:05.96	215	6:02.83	102	7:57.75 *1												
122	2:08.09	3	4:06.65	3	6:03.03	3	7:59.07												
215	2:08.31	122	4:09.93	127	6:10.22	215	7:59.22												
286	2:08.46	286	4:10.06	122	6:12.54	127	8:12.99												
205	2:13.25	59	4:19.11	286	6:12.59	122	8:15.07												
42	2:16.89	205	4:19.14	59	6:19.85	286	8:15.42												
161	2:17.22	161	4:20.42	205	6:22.83	59	8:21.46												
209	2:17.99	42	4:25.37	161	6:23.31	205	8:26.26												
59	2:18.12	209	4:25.89	90	6:30.15	161	8:26.41												
90	2:19.76	90	4:26.18	42	6:35.35	90	8:33.45												
102	2:44.54	102	5:22.85	209	6:35.64	209	8:43.50												
							42	8:46.52											



GOODWIN & PALLETFORCE CHAMPIONSHIPS

RESULT - RACE 12

PI	No	Evt	Name	Machine	Laps	Time	Behind	MPH	Best Lap on	MPH
1	60	5	Richard HAWKINS	Ducati MK III 349	4	7:37.62		68.60	1:52.56	3 69.72
2	74	5	Dave MATRAVERS	Seeley 7R 350	4	7:41.66	4.04	68.00	1:53.40	3 69.21
3	195	4	Graham BULLER	Norton 40M 348	4	7:56.70	19.08	65.85	1:56.23	3 67.52
4	3	4	Nick BEDFORD	Norton Manx 348	4	8:04.05	26.43	64.85	1:58.04	2 66.49
5	33	24	Mike POWELL	BSA Bantam 123	4	8:12.73	35.11	63.71	1:58.49	3 66.23
6	150	24	Robert DUESBURY	BSA Bantam 175	4	8:13.15	35.53	63.66	1:59.55	3 65.65
7	36	24	Ian SCUTT	BSA Bantam 125	4	8:13.53	35.91	63.61	1:59.31	3 65.78
8	4	4	Ian HENSHAW	Royal Enfield Clipper	4	8:15.44	37.82	63.36	2:01.98	3 64.34
9	215	4	Ian LUCAS	Norton Manx 350	4	8:23.66	46.04	62.33	2:02.72	3 63.95
10	209	4	Mick BALDWIN	AJS 7R 349	4	8:40.66	1:03.04	60.29	2:07.16	4 61.72
11	18	4	Paul MATRAVERS	Norton Manx 350	4	8:41.23	1:03.61	60.23	2:05.33	4 62.62
12	52	24	Robbie BROWN	BSA Bantam 175	4	8:47.38	1:09.76	59.52	2:08.75	3 60.96
13	96	4	Geoff LEATHER	Norton Manx 350	4	8:48.50	1:10.88	59.40	2:09.48	2 60.61
14	186	4	Sean GAUCHWIN	Royal Enfield Bullet	4	10:01.78	2:24.16	52.17	2:25.78	2 53.83
15	89	24	Andy SEED	BSA Bantam 175	3	8:22.09	1 Lap	46.89	2:42.11	3 48.41

Not-Classified

51 24 Michael BROWN BSA Bantam 125 0 Starter

Fastest Lap

60 5 Richard HAWKINS Ducati MK III 349 1:52.56 3 69.72

Start Time : 15:24

Cadwell Park

01 Jul 17 15:36

Clerk of Course :

Time Issued :

Chief Timekeeper : Anthony Smith

THESE RESULTS ARE PROVISIONAL UNTIL THE CONCLUSION OF ANY JUDICIAL AND TECHNICAL MATTERS

HS Sports Timing and Results Systems - Results and Lap Times at www.hssports.co.uk



GOODWIN & PALLETFORCE CHAMPIONSHIPS

RESULT - RACE 12 - EVENT 24

Pl	No	Evt	Name	Machine	Laps	Time	MPH	Best Lap on	MPH
1	33	24	Mike POWELL	BSA Bantam 123	4	8:12.73	63.71	1:58.49	3 66.23
2	150	24	Robert DUESBURY	BSA Bantam 175	4	8:13.15	63.66	1:59.55	3 65.65
3	36	24	Ian SCUTT	BSA Bantam 125	4	8:13.53	63.61	1:59.31	3 65.78
4	52	24	Robbie BROWN	BSA Bantam 175	4	8:47.38	59.52	2:08.75	3 60.96
5	89	24	Andy SEED	BSA Bantam 175	3	8:22.09	46.89	2:42.11	3 48.41

Not-Classified

51 24 Michael BROWN BSA Bantam 125 0 Starter

Fastest Lap

33 24 Mike POWELL BSA Bantam 123 1:58.49 3 66.23

Start Time : 15:24

Cadwell Park

01 Jul 17 15:37

Clerk of Course :

Time Issued :

Chief Timekeeper : Anthony Smith

THESE RESULTS ARE PROVISIONAL UNTIL THE CONCLUSION OF ANY JUDICIAL AND TECHNICAL MATTERS

HS Sports Timing and Results Systems - Results and Lap Times at www.hssports.co.uk



GOODWIN & PALLETFORCE CHAMPIONSHIPS

RESULT - RACE 12 - EVENT 4

PI	No	Evt	Name	Machine	Laps	Time	MPH	Best Lap on	MPH
1	195	4	Graham BULLER	Norton 40M 348	4	7:56.70	65.85	1:56.23	3 67.52
2	3	4	Nick BEDFORD	Norton Manx 348	4	8:04.05	64.85	1:58.04	2 66.49
3	4	4	Ian HENSHAW	Royal Enfield Clipper	4	8:15.44	63.36	2:01.98	3 64.34
4	215	4	Ian LUCAS	Norton Manx 350	4	8:23.66	62.33	2:02.72	3 63.95
5	209	4	Mick BALDWIN	AJS 7R 349	4	8:40.66	60.29	2:07.16	4 61.72
6	18	4	Paul MATRAVERS	Norton Manx 350	4	8:41.23	60.23	2:05.33	4 62.62
7	96	4	Geoff LEATHER	Norton Manx 350	4	8:48.50	59.40	2:09.48	2 60.61
8	186	4	Sean GAUCHWIN	Royal Enfield Bullet	4	10:01.78	52.17	2:25.78	2 53.83

Fastest Lap

195 4 Graham BULLER Norton 40M 348 1:56.23 3 67.52

Start Time : 15:24

Cadwell Park

01 Jul 17 15:37

Clerk of Course :

Time Issued :

Chief Timekeeper : Anthony Smith

THESE RESULTS ARE PROVISIONAL UNTIL THE CONCLUSION OF ANY JUDICIAL AND TECHNICAL MATTERS

HS Sports Timing and Results Systems - Results and Lap Times at www.hssports.co.uk



GOODWIN & PALLETFORCE CHAMPIONSHIPS

RESULT - RACE 12 - EVENT 5

PI	No	Evt	Name	Machine	Laps	Time	MPH	Best Lap on	MPH
1	60	5	Richard HAWKINS	Ducati MK III 349	4	7:37.62	68.60	1:52.56	3 69.72
2	74	5	Dave MATRAVERS	Seeley 7R 350	4	7:41.66	68.00	1:53.40	3 69.21

Fastest Lap

60 5 Richard HAWKINS Ducati MK III 349 1:52.56 3 69.72

Start Time : 15:24

Cadwell Park

01 Jul 17 15:37

Clerk of Course :

Time Issued :

Chief Timekeeper : Anthony Smith

THESE RESULTS ARE PROVISIONAL UNTIL THE CONCLUSION OF ANY JUDICIAL AND TECHNICAL MATTERS

HS Sports Timing and Results Systems - Results and Lap Times at www.hssports.co.uk

GOODWIN & PALLETFORCE CHAMPIONSHIPS

LAP TIMES - RACE 12

3	Nick BEDFORD										
	Lap	1	2	3	4	5	6	7	8	9	10
	1	2:01.57	1:58.04	2:00.20	2:00.30						
4	Ian HENSHAW										
	Lap	1	2	3	4	5	6	7	8	9	10
	1	2:04.01	2:02.71	2:01.98	2:03.09						
18	Paul MATRAVERS										
	Lap	1	2	3	4	5	6	7	8	9	10
	1	2:15.15	2:08.59	2:08.43	2:05.33						
33	Mike POWELL										
	Lap	1	2	3	4	5	6	7	8	9	10
	1	2:07.60	2:00.37	1:58.49	2:00.26						
36	Ian SCUTT										
	Lap	1	2	3	4	5	6	7	8	9	10
	1	2:06.01	2:01.84	1:59.31	2:00.06						
52	Robbie BROWN										
	Lap	1	2	3	4	5	6	7	8	9	10
	1	2:14.39	2:09.07	2:08.75	2:09.08						
60	Richard HAWKINS										
	Lap	1	2	3	4	5	6	7	8	9	10
	1	1:56.87	1:53.27	1:52.56	1:53.14						
74	Dave MATRAVERS										
	Lap	1	2	3	4	5	6	7	8	9	10
	1	1:58.61	1:54.41	1:53.40	1:53.77						
89	Andy SEED										
	Lap	1	2	3	4	5	6	7	8	9	10
	1	2:48.22	2:42.99	2:42.11							
96	Geoff LEATHER										
	Lap	1	2	3	4	5	6	7	8	9	10
	1	2:11.35	2:09.48	2:11.87	2:11.51						
150	Robert DUESBURY										
	Lap	1	2	3	4	5	6	7	8	9	10
	1	2:07.24	2:00.00	1:59.55	2:00.14						
186	Sean GAUCHWIN										
	Lap	1	2	3	4	5	6	7	8	9	10
	1	2:29.97	2:25.78	2:28.86	2:33.86						
195	Graham BULLER										
	Lap	1	2	3	4	5	6	7	8	9	10
	1	2:01.67	1:57.97	1:56.23	1:57.20						

209 Mick BALDWIN

Lap	1	2	3	4	5	6	7	8	9	10
1	2:13.48	2:07.33	2:08.21	2:07.16						

215 Ian LUCAS

Lap	1	2	3	4	5	6	7	8	9	10
1			2:02.72	2:04.79						

Lap Chart

GOODWIN & PALLETFORCE CHAMPIONSHIPS - RACE 12

Lap 1		Lap 2		Lap 3		Lap 4		Lap 5		Lap 6		Lap 7		Lap 8		Lap 9		Lap 10	
No	Time	No	Time	No	Time	No	Time	No	Time	No	Time	No	Time	No	Time	No	Time	No	Time
60	1:58.65	60	3:51.92	60	5:44.48	60	7:37.62												
74	2:00.08	74	3:54.49	74	5:47.89	74	7:41.66												
195	2:05.30	195	4:03.27	195	5:59.50	195	7:56.70												
3	2:05.51	3	4:03.55	3	6:03.75	3	8:04.05												
4	2:07.66	4	4:10.37	4	6:12.35	33	8:12.73												
36	2:12.32	150	4:13.46	33	6:12.47	150	8:13.15												
150	2:13.46	33	4:13.98	150	6:13.01	36	8:13.53												
33	2:13.61	36	4:14.16	36	6:13.47	4	8:15.44												
96	2:15.64	96	4:25.12	215	6:18.87	89	8:22.09 *1												
209	2:17.96	209	4:25.29	209	6:33.50	215	8:23.66												
18	2:18.88	18	4:27.47	18	6:35.90	209	8:40.66												
52	2:20.48	52	4:29.55	96	6:36.99	18	8:41.23												
186	2:33.28	186	4:59.06	52	6:38.30	52	8:47.38												
89	2:56.99	89	5:39.98	186	7:27.92	96	8:48.50												
						186	10:01.78												



SUPERMONO GB & CLASSIC RACER MAGAZINE CHAMPIONSHIPS

RESULT - RACE 13

PI	No	Evt	Name	Machine	Laps	Time	Behind	MPH	Best Lap on	MPH
1	98	13	Carl SMALLEY	BMW K100	4	7:22.60		70.93	1:47.91	4 72.73
2	213	13	Gary PORTER	BSA Rob North 930	4	7:23.79	1.19	70.74	1:48.84	2 72.11
3	59	22	Daniel LEDGER	KTM SMC 650	4	7:32.69	10.09	69.35	1:50.15	3 71.25
4	75	22	James LUCK	Tigcraft Yamaha 700	4	7:43.72	21.12	67.70	1:53.34	3 69.24
5	107	22	Clive SOMERFIELD	Honda Kerby 500	4	7:48.83	26.23	66.96	1:55.40	3 68.01
6	23	13	Paul HOLLIDAY	BMW R75/5 1040	4	8:02.85	40.25	65.01	1:58.22	4 66.38
7	191	13	Mark LEETON	Ducati TT2 600	4	8:10.16	47.56	64.04	2:00.18	3 65.30
8	71	13	Gary HIRONS	Norton Interpol 2	4	8:10.80	48.20	63.96	1:59.09	4 65.90
9	264	13	Nic POWELL	Moto Guzzi 744	4	8:11.64	49.04	63.85	2:00.07	4 65.36
10	257	13	Richard STUBBS	BMW R100 980	4	8:13.68	51.08	63.59	2:00.85	4 64.94
11	229	13	Robert BEVAN	Triumph Metisse 750	4	8:14.66	52.06	63.46	2:00.60	3 65.07
12	271	13	Phil BOOTHERSTONE	Triumph Daytona 490	4	8:39.10	1:16.50	60.47	2:06.49	4 62.04
13	118	13	Charlie OLLIS	MZ TS250/1	4	8:40.14	1:17.54	60.35	2:06.19	3 62.19
14	154	13	Dave FITZPATRICK	Laverda Montjuic 499	4	8:47.85	1:25.25	59.47	2:09.94	3 60.40
15	295	13	Charles OLLIS	MZ Supa 5 250	4	9:32.29	2:09.69	54.85	2:20.41	3 55.89

Fastest Lap

98 13 Carl SMALLEY BMW K100 1:47.91 4 72.73

Start Time : 15:40

Cadwell Park

01 Jul 17 15:51

Clerk of Course :

Time Issued :

Chief Timekeeper : Anthony Smith

THESE RESULTS ARE PROVISIONAL UNTIL THE CONCLUSION OF ANY JUDICIAL AND TECHNICAL MATTERS

HS Sports Timing and Results Systems - Results and Lap Times at www.hssports.co.uk



SUPERMONO GB & CLASSIC RACER MAGAZINE CHAMPIONSHIPS

RESULT - RACE 13 - EVENT 13

PI	No	Evt	Name	Machine	Laps	Time	MPH	Best Lap on	MPH
1	98	13	Carl SMALLEY	BMW K100	4	7:22.60	70.93	1:47.91	4 72.73
2	213	13	Gary PORTER	BSA Rob North 930	4	7:23.79	70.74	1:48.84	2 72.11
3	23	13	Paul HOLLIDAY	BMW R75/5 1040	4	8:02.85	65.01	1:58.22	4 66.38
4	191	13	Mark LEETON	Ducati TT2 600	4	8:10.16	64.04	2:00.18	3 65.30
5	71	13	Gary HIRONS	Norton Interpol 2	4	8:10.80	63.96	1:59.09	4 65.90
6	264	13	Nic POWELL	Moto Guzzi 744	4	8:11.64	63.85	2:00.07	4 65.36
7	257	13	Richard STUBBS	BMW R100 980	4	8:13.68	63.59	2:00.85	4 64.94
8	229	13	Robert BEVAN	Triumph Metisse 750	4	8:14.66	63.46	2:00.60	3 65.07
9	271	13	Phil BOOTHERSTONE	Triumph Daytona 490	4	8:39.10	60.47	2:06.49	4 62.04
10	118	13	Charlie OLLIS	MZ TS250/1	4	8:40.14	60.35	2:06.19	3 62.19
11	154	13	Dave FITZPATRICK	Laverda Montjuic 499	4	8:47.85	59.47	2:09.94	3 60.40
12	295	13	Charles OLLIS	MZ Supa 5 250	4	9:32.29	54.85	2:20.41	3 55.89

Fastest Lap

98 13 Carl SMALLEY BMW K100 1:47.91 4 72.73

Start Time : 15:40

Cadwell Park

01 Jul 17 15:51

Clerk of Course :

Time Issued :

Chief Timekeeper : Anthony Smith

THESE RESULTS ARE PROVISIONAL UNTIL THE CONCLUSION OF ANY JUDICIAL AND TECHNICAL MATTERS

HS Sports Timing and Results Systems - Results and Lap Times at www.hssports.co.uk



SUPERMONO GB & CLASSIC RACER MAGAZINE CHAMPIONSHIPS

RESULT - RACE 13 - EVENT 22

PI	No	Evt	Name	Machine	Laps	Time	MPH	Best Lap on	MPH
1	59	22	Daniel LEDGER	KTM SMC 650	4	7:32.69	69.35	1:50.15	3 71.25
2	75	22	James LUCK	Tigcraft Yamaha 700	4	7:43.72	67.70	1:53.34	3 69.24
3	107	22	Clive SOMERFIELD	Honda Kerby 500	4	7:48.83	66.96	1:55.40	3 68.01

Fastest Lap

59 22 Daniel LEDGER KTM SMC 650 1:50.15 3 71.25

Start Time : 15:40

Cadwell Park

01 Jul 17 15:51

Clerk of Course :

Time Issued :

Chief Timekeeper : Anthony Smith

THESE RESULTS ARE PROVISIONAL UNTIL THE CONCLUSION OF ANY JUDICIAL AND TECHNICAL MATTERS

HS Sports Timing and Results Systems - Results and Lap Times at www.hssports.co.uk

SUPERMONO GB & CLASSIC RACER MAGAZINE CHAMPIONSHIPS

LAP TIMES - RACE 13

23	Paul HOLLIDAY										
	Lap	1	2	3	4	5	6	7	8	9	10
	1	2:01.95	1:59.46	1:58.28	1:58.22						
59	Daniel LEDGER										
	Lap	1	2	3	4	5	6	7	8	9	10
	1	1:56.38	1:52.44	1:50.15	1:51.45						
71	Gary HIRONS										
	Lap	1	2	3	4	5	6	7	8	9	10
	1	2:05.15	2:00.64	2:00.96	1:59.09						
75	James LUCK										
	Lap	1	2	3	4	5	6	7	8	9	10
	1	1:59.37	1:55.44	1:53.34	1:53.55						
98	Carl SMALLEY										
	Lap	1	2	3	4	5	6	7	8	9	10
	1	1:53.02	1:48.85	1:49.20	1:47.91						
107	Clive SOMERFIELD										
	Lap	1	2	3	4	5	6	7	8	9	10
	1	1:58.99	1:55.50	1:55.40	1:56.80						
118	Charlie OLLIS										
	Lap	1	2	3	4	5	6	7	8	9	10
	1	2:13.03	2:08.35	2:06.19	2:06.47						
154	Dave FITZPATRICK										
	Lap	1	2	3	4	5	6	7	8	9	10
	1	2:12.51	2:10.26	2:09.94	2:10.13						
191	Mark LEETON										
	Lap	1	2	3	4	5	6	7	8	9	10
	1	2:02.62	2:01.98	2:00.18	2:01.18						
213	Gary PORTER										
	Lap	1	2	3	4	5	6	7	8	9	10
	1	1:53.24	1:48.84	1:49.54	1:49.06						
229	Robert BEVAN										
	Lap	1	2	3	4	5	6	7	8	9	10
	1	2:07.46	2:01.05	2:00.60	2:01.83						
257	Richard STUBBS										
	Lap	1	2	3	4	5	6	7	8	9	10
	1	2:04.49	2:02.52	2:01.40	2:00.85						
264	Nic POWELL										
	Lap	1	2	3	4	5	6	7	8	9	10
	1	2:05.20	2:00.91	2:01.15	2:00.07						

271 Phil BOOTHERSTONE

Lap	1	2	3	4	5	6	7	8	9	10
1	2:11.08	2:08.69	2:06.67	2:06.49						

295 Charles OLLIS

Lap	1	2	3	4	5	6	7	8	9	10
1	2:24.16	2:21.50	2:20.41	2:20.48						

Lap Chart

SUPERMONO GB & CLASSIC RACER MAGAZINE CHAMPIONSHIPS - RACE 13

Lap 1		Lap 2		Lap 3		Lap 4		Lap 5		Lap 6		Lap 7		Lap 8		Lap 9		Lap 10	
No	Time	No	Time	No	Time	No	Time	No	Time	No	Time	No	Time	No	Time	No	Time	No	Time
213	1:56.35	213	3:45.19	98	5:34.69	98	7:22.60												
98	1:56.64	98	3:45.49	213	5:34.73	213	7:23.79												
59	1:58.65	59	3:51.09	59	5:41.24	59	7:32.69												
107	2:01.13	107	3:56.63	75	5:50.17	75	7:43.72												
75	2:01.39	75	3:56.83	107	5:52.03	107	7:48.83												
191	2:06.82	23	4:06.35	23	6:04.63	23	8:02.85												
23	2:06.89	191	4:08.80	191	6:08.98	191	8:10.16												
257	2:08.91	264	4:10.42	264	6:11.57	71	8:10.80												
264	2:09.51	71	4:10.75	71	6:11.71	264	8:11.64												
71	2:10.11	257	4:11.43	257	6:12.83	257	8:13.68												
229	2:11.18	229	4:12.23	229	6:12.83	229	8:14.66												
271	2:17.25	271	4:25.94	271	6:32.61	271	8:39.10												
154	2:17.52	118	4:27.48	118	6:33.67	118	8:40.14												
118	2:19.13	154	4:27.78	154	6:37.72	154	8:47.85												
295	2:29.90	295	4:51.40	295	7:11.81	295	9:32.29												



PENGUIN SPEED SHOP & SIDECAR RADIO CHAMPIONSHIPS

RESULT - RACE 14

PI	No	Evt	Name	Machine	Laps	Time	Behind	MPH	Best Lap on	MPH
1	98	18	GAGG/ HASE	BMW K100 1093	4	8:33.39		61.15	2:07.24	1 61.68
2	49	18	JONES/ BROWN	BMW K100 987	4	8:46.36	12.97	59.64	2:10.08	3 60.33
3	46	17	BIBBY/ HEANEY	Morgan Jap 1208	4	8:54.74	21.35	58.71	2:06.07	3 62.25
4	96	18	WILKINS/ WILKINS	BMW K100 1200	4	8:59.82	26.43	58.15	2:12.75	2 59.12
5	187	17	ABRAHAMS ABRAHAMS/	Vincent Rapide 998	4	9:04.98	31.59	57.60	2:07.62	3 61.50
6	13	18	LORRIMAN/ THOMAS	BMW K100 1000	4	9:07.77	34.38	57.31	2:14.84	3 58.20
7	27	17	HUTCHINSON/ WHITTAKER	Berkeley T60 1293	4	9:10.38	36.99	57.04	2:09.71	4 60.50
8	25	18	WHITAKER/ ALLEN	BMW K100 1000	4	9:31.28	57.89	54.95	2:17.72	3 56.99
9	68	18	COCK/ ENGLISH	BMW K100 RS 987	4	9:52.53	1:19.14	52.98	2:24.45	2 54.33
10	59	17	METTAM/ SIMONS-WESTON	Ward Mogvin 1247	4	10:15.22	1:41.83	51.03	2:25.26	1 54.03
11	92	18	ROOME/ CLOWES	BMW K100 1000	4	10:36.04	2:02.65	49.36	2:34.31	4 50.86
12	19	17	TEAGLES/ BALLAST	Berkeley T60 930	4	10:56.47	2:23.08	47.82	2:36.28	3 50.22
<u>Not-Classified</u>										
	69	17	BOOTE/ MORRIS	MRE Nourish 950	1	2:30.81	DNF	52.04	2:06.73	1 61.93
<u>Fastest Lap</u>										
	46	17	BIBBY/ HEANEY	Morgan Jap 1208					2:06.07	3 62.25

Start Time : 15:56

Cadwell Park

01 Jul 17 16:09

Clerk of Course :

Time Issued :

Chief Timekeeper : Anthony Smith

THESE RESULTS ARE PROVISIONAL UNTIL THE CONCLUSION OF ANY JUDICIAL AND TECHNICAL MATTERS

HS Sports Timing and Results Systems - Results and Lap Times at www.hssports.co.uk



PENGUIN SPEED SHOP & SIDECAR RADIO CHAMPIONSHIPS

RESULT - RACE 14 - EVENT 17

PI	No	Evt	Name	Machine	Laps	Time	MPH	Best Lap on	MPH
1	46	17	BIBBY/ HEANEY	Morgan Jap 1208	4	8:54.74	58.71	2:06.07	3 62.25
2	187	17	ABRAHAMS ABRAHAMS/	Vincent Rapide 998	4	9:04.98	57.60	2:07.62	3 61.50
3	27	17	HUTCHINSON/ WHITTAKER	Berkeley T60 1293	4	9:10.38	57.04	2:09.71	4 60.50
4	59	17	METTAM/ SIMONS-WESTON	Ward Mogvin 1247	4	10:15.22	51.03	2:25.26	1 54.03
5	19	17	TEAGLES/ BALLAST	Berkeley T60 930	4	10:56.47	47.82	2:36.28	3 50.22

Not-Classified

69	17	BOOTE/ MORRIS	MRE Nourish 950	1	2:30.81	DNF	52.04	2:06.73	1 61.93
----	----	---------------	-----------------	---	---------	-----	-------	---------	---------

Fastest Lap

46	17	BIBBY/ HEANEY	Morgan Jap 1208					2:06.07	3 62.25
----	----	---------------	-----------------	--	--	--	--	---------	---------

Start Time : 15:56

Cadwell Park

01 Jul 17 16:09

Clerk of Course :

Time Issued :

Chief Timekeeper : Anthony Smith

THESE RESULTS ARE PROVISIONAL UNTIL THE CONCLUSION OF ANY JUDICIAL AND TECHNICAL MATTERS

HS Sports Timing and Results Systems - Results and Lap Times at www.hssports.co.uk



PENGUIN SPEED SHOP & SIDECAR RADIO CHAMPIONSHIPS

RESULT - RACE 14 - EVENT 18

PI	No	Evt	Name	Machine	Laps	Time	MPH	Best Lap on	MPH
1	98	18	GAGG/ HASE	BMW K100 1093	4	8:33.39	61.15	2:07.24	1 61.68
2	49	18	JONES/ BROWN	BMW K100 987	4	8:46.36	59.64	2:10.08	3 60.33
3	96	18	WILKINS/ WILKINS	BMW K100 1200	4	8:59.82	58.15	2:12.75	2 59.12
4	13	18	LORRIMAN/ THOMAS	BMW K100 1000	4	9:07.77	57.31	2:14.84	3 58.20
5	25	18	WHITAKER/ ALLEN	BMW K100 1000	4	9:31.28	54.95	2:17.72	3 56.99
6	68	18	COCK/ ENGLISH	BMW K100 RS 987	4	9:52.53	52.98	2:24.45	2 54.33
7	92	18	ROOME/ CLOWES	BMW K100 1000	4	10:36.04	49.36	2:34.31	4 50.86

Fastest Lap

98 18 GAGG/ HASE BMW K100 1093 2:07.24 1 61.68

Start Time : 15:56

Cadwell Park

01 Jul 17 16:09

Clerk of Course :

Time Issued :

Chief Timekeeper : Anthony Smith

THESE RESULTS ARE PROVISIONAL UNTIL THE CONCLUSION OF ANY JUDICIAL AND TECHNICAL MATTERS

HS Sports Timing and Results Systems - Results and Lap Times at www.hssports.co.uk

PENGUIN SPEED SHOP & SIDECAR RADIO CHAMPIONSHIPS

LAP TIMES - RACE 14

13 LORRIMAN/ THOMAS

Lap	1	2	3	4	5	6	7	8	9	10
1	2:18.63	2:15.00	2:14.84	2:15.70						

19 TEAGLES/ BALLAST

Lap	1	2	3	4	5	6	7	8	9	10
1	2:40.30	2:37.65	2:36.28	2:36.44						

25 WHITAKER/ ALLEN

Lap	1	2	3	4	5	6	7	8	9	10
1	2:28.80	2:20.92	2:17.72	2:20.53						

27 HUTCHINSON/ WHITTAKER

Lap	1	2	3	4	5	6	7	8	9	10
1	2:14.43	2:11.25	2:10.34	2:09.71						

46 BIBBY/ HEANEY

Lap	1	2	3	4	5	6	7	8	9	10
1	2:07.92	2:06.14	2:06.07	2:09.99						

49 JONES/ BROWN

Lap	1	2	3	4	5	6	7	8	9	10
1	2:14.31	2:10.53	2:10.08	2:10.85						

59 METTAM/ SIMONS-WESTON

Lap	1	2	3	4	5	6	7	8	9	10
1	2:25.26	2:28.81	2:28.23	2:26.90						

68 COCK/ ENGLISH

Lap	1	2	3	4	5	6	7	8	9	10
1	2:29.44	2:24.45	2:26.84	2:29.29						

69 BOOTE/ MORRIS

Lap	1	2	3	4	5	6	7	8	9	10
1	2:06.73									

92 ROOME/ CLOWES

Lap	1	2	3	4	5	6	7	8	9	10
1	2:40.76	2:42.03	2:36.40	2:34.31						

96 WILKINS/ WILKINS

Lap	1	2	3	4	5	6	7	8	9	10
1	2:13.27	2:12.75	2:14.57	2:16.03						

98 GAGG/ HASE

Lap	1	2	3	4	5	6	7	8	9	10
1	2:07.24	2:07.73	2:08.24	2:07.99						

187 ABRAHAMS ABRAHAMS/

Lap	1	2	3	4	5	6	7	8	9	10
1	2:12.03	2:10.28	2:07.62	2:10.24						

Lap Chart

PENGUIN SPEED SHOP & SIDECAR RADIO CHAMPIONSHIPS - RACE 14

Lap 1		Lap 2		Lap 3		Lap 4		Lap 5		Lap 6		Lap 7		Lap 8		Lap 9		Lap 10	
No	Time	No	Time	No	Time	No	Time	No	Time	No	Time	No	Time	No	Time	No	Time	No	Time
98	2:09.43	98	4:17.16	98	6:25.40	98	8:33.39												
49	2:14.90	49	4:25.43	49	6:35.51	49	8:46.36												
96	2:16.47	96	4:29.22	96	6:43.79	46	8:54.74												
13	2:22.23	13	4:37.23	46	6:44.75	96	8:59.82												
69	2:30.81	46	4:38.68	13	6:52.07	187	9:04.98												
68	2:31.95	187	4:47.12	187	6:54.74	13	9:07.77												
25	2:32.11	27	4:50.33	27	7:00.67	27	9:10.38												
46	2:32.54	25	4:53.03	25	7:10.75	25	9:31.28												
187	2:36.84	68	4:56.40	68	7:23.24	68	9:52.53												
27	2:39.08	59	5:20.09	59	7:48.32	59	10:15.22												
92	2:43.30	92	5:25.33	92	8:01.73	92	10:36.04												
59	2:51.28	19	5:43.75	19	8:20.03	19	10:56.47												
19	3:06.10																		



TUERS GARAGE, LACEY DUCATI & REX CAUNT RACING CHAMPS.

RESULT - RACE 15

PI	No	Evt	Name	Machine	Laps	Time	Behind	MPH	Best Lap on	MPH
1	60	12	Richard HAWKINS	Ducati MK III 349	4	7:38.58		68.45	1:52.11	3 70.00
2	81	12	Michael FOX	Ducati MKIII 350	4	7:39.80	1.22	68.27	1:52.38	4 69.83
3	22	12	Rod GRAHAM	Ducati MKIII 450	4	7:55.06	16.48	66.08	1:56.62	4 67.30
4	150	11	Robert DUESBURY	BSA Bantam 175	4	8:05.95	27.37	64.60	1:58.23	4 66.38
5	33	11	Mike POWELL	BSA Bantam 123	4	8:07.41	28.83	64.41	1:58.31	4 66.33
6	253	12	Scott HARRIS	Ducat MKIII 350	4	8:10.50	31.92	64.00	2:00.52	4 65.12
7	4	12	Ian HENSHAW	Ducati MK III 450	4	8:13.38	34.80	63.63	2:00.40	2 65.18
8	36	11	Ian SCUTT	BSA Bantam 125	4	8:15.52	36.94	63.35	1:59.77	2 65.53
9	248	12	Andrew PIGGOTT	Ducati Saxon 340	4	8:38.30	59.72	60.57	2:06.59	2 62.00
10	250	1	Arron ROGERS	Norton International	4	8:40.85	1:02.27	60.27	2:07.48	3 61.56
11	52	11	Robbie BROWN	BSA Bantam 175	4	8:54.73	1:16.15	58.71	2:09.11	4 60.79
12	165	12	Jim PORTER	Ducati Sebring 350	4	8:57.36	1:18.78	58.42	2:10.03	4 60.36
13	115	1	Roger MOSS	Scott Flying Squirrel	4	9:04.21	1:25.63	57.68	2:12.84	4 59.08
14	297	1	Samuel PAGE	Velocette Mac 350	4	9:23.39	1:44.81	55.72	2:17.87	4 56.92
15	259	12	Richard BOOL	Ducati Mach I 250	4	9:25.00	1:46.42	55.56	2:18.09	4 56.83
16	271	11	Phil BOOTHERSTONE	Triumph Tiger Cub 199	4	9:35.69	1:57.11	54.53	2:20.92	3 55.69
17	190	1	Tony GREEN	Velocette Mac 350	4	10:00.98	2:22.40	52.23	2:26.51	4 53.57
18	89	11	Andy SEED	BSA Bantam 175	3	7:56.21	1 Lap	49.44	2:33.65	3 51.08

Fastest Lap

60 12 Richard HAWKINS Ducati MK III 349 1:52.11 3 70.00

Start Time : 16:15

Cadwell Park

01 Jul 17 16:26

Clerk of Course :

Time Issued :

Chief Timekeeper : Anthony Smith

THESE RESULTS ARE PROVISIONAL UNTIL THE CONCLUSION OF ANY JUDICIAL AND TECHNICAL MATTERS

HS Sports Timing and Results Systems - Results and Lap Times at www.hssports.co.uk



TUERS GARAGE, LACEY DUCATI & REX CAUNT RACING CHAMPS.

RESULT - RACE 15 - EVENT 1

PI	No	Evt	Name	Machine	Laps	Time	MPH	Best Lap on	MPH
1	250	1	Arron ROGERS	Norton International	4	8:40.85	60.27	2:07.48	3 61.56
2	115	1	Roger MOSS	Scott Flying Squirrel	4	9:04.21	57.68	2:12.84	4 59.08
3	297	1	Samuel PAGE	Velocette Mac 350	4	9:23.39	55.72	2:17.87	4 56.92
4	190	1	Tony GREEN	Velocette Mac 350	4	10:00.98	52.23	2:26.51	4 53.57

Fastest Lap

250 1 Arron ROGERS Norton International 2:07.48 3 61.56

Start Time : 16:15

Cadwell Park

01 Jul 17 16:27

Clerk of Course :

Time Issued :

Chief Timekeeper : Anthony Smith

THESE RESULTS ARE PROVISIONAL UNTIL THE CONCLUSION OF ANY JUDICIAL AND TECHNICAL MATTERS

HS Sports Timing and Results Systems - Results and Lap Times at www.hssports.co.uk

BRITISH HISTORIC RACING

TUERS GARAGE, LACEY DUCATI & REX CAUNT RACING CHAMPS.

RESULT - RACE 15 - EVENT 11

PI	No	Evt	Name	Machine	Laps	Time	MPH	Best Lap on	MPH
1	150	11	Robert DUESBURY	BSA Bantam 175	4	8:05.95	64.60	1:58.23	4 66.38
2	33	11	Mike POWELL	BSA Bantam 123	4	8:07.41	64.41	1:58.31	4 66.33
3	36	11	Ian SCUTT	BSA Bantam 125	4	8:15.52	63.35	1:59.77	2 65.53
4	52	11	Robbie BROWN	BSA Bantam 175	4	8:54.73	58.71	2:09.11	4 60.79
5	271	11	Phil BOOTHERSTONE	Triumph Tiger Cub 199	4	9:35.69	54.53	2:20.92	3 55.69
6	89	11	Andy SEED	BSA Bantam 175	3	7:56.21	49.44	2:33.65	3 51.08

Fastest Lap

150 11 Robert DUESBURY BSA Bantam 175 1:58.23 4 66.38

Start Time : 16:15

Cadwell Park

01 Jul 17 16:27

Clerk of Course :

Time Issued :

Chief Timekeeper : Anthony Smith



THESE RESULTS ARE PROVISIONAL UNTIL THE CONCLUSION OF ANY JUDICIAL AND TECHNICAL MATTERS

HS Sports Timing and Results Systems - Results and Lap Times at www.hssports.co.uk



TUERS GARAGE, LACEY DUCATI & REX CAUNT RACING CHAMPS.

RESULT - RACE 15 - EVENT 12

PI	No	Evt	Name	Machine	Laps	Time	MPH	Best Lap on	MPH
1	60	12	Richard HAWKINS	Ducati MK III 349	4	7:38.58	68.45	1:52.11	3 70.00
2	81	12	Michael FOX	Ducati MKIII 350	4	7:39.80	68.27	1:52.38	4 69.83
3	22	12	Rod GRAHAM	Ducati MKIII 450	4	7:55.06	66.08	1:56.62	4 67.30
4	253	12	Scott HARRIS	Ducat MKIII 350	4	8:10.50	64.00	2:00.52	4 65.12
5	4	12	Ian HENSHAW	Ducati MK III 450	4	8:13.38	63.63	2:00.40	2 65.18
6	248	12	Andrew PIGGOTT	Ducati Saxon 340	4	8:38.30	60.57	2:06.59	2 62.00
7	165	12	Jim PORTER	Ducati Sebring 350	4	8:57.36	58.42	2:10.03	4 60.36
8	259	12	Richard BOOL	Ducati Mach I 250	4	9:25.00	55.56	2:18.09	4 56.83

Fastest Lap

60 12 Richard HAWKINS Ducati MK III 349 1:52.11 3 70.00

Start Time : 16:15

Cadwell Park

01 Jul 17 16:27

Clerk of Course :

Time Issued :

Chief Timekeeper : Anthony Smith

THESE RESULTS ARE PROVISIONAL UNTIL THE CONCLUSION OF ANY JUDICIAL AND TECHNICAL MATTERS

HS Sports Timing and Results Systems - Results and Lap Times at www.hssports.co.uk

TUERS GARAGE, LACEY DUCATI & REX CAUNT RACING CHAMPS.

LAP TIMES - RACE 15

4	Ian HENSHAW										
	Lap	1	2	3	4	5	6	7	8	9	10
	1	2:02.55	2:00.40	2:01.97	2:04.01						
22	Rod GRAHAM										
	Lap	1	2	3	4	5	6	7	8	9	10
	1	2:01.54	1:56.72	1:56.72	1:56.62						
33	Mike POWELL										
	Lap	1	2	3	4	5	6	7	8	9	10
	1	2:03.28	1:59.43	1:59.55	1:58.31						
36	Ian SCUTT										
	Lap	1	2	3	4	5	6	7	8	9	10
	1	2:06.00	1:59.77	1:59.82	2:02.44						
52	Robbie BROWN										
	Lap	1	2	3	4	5	6	7	8	9	10
	1	2:17.07	2:12.02	2:09.27	2:09.11						
60	Richard HAWKINS										
	Lap	1	2	3	4	5	6	7	8	9	10
	1	1:57.59	1:52.26	1:52.11	1:52.15						
81	Michael FOX										
	Lap	1	2	3	4	5	6	7	8	9	10
	1	1:58.50	1:52.94	1:52.41	1:52.38						
89	Andy SEED										
	Lap	1	2	3	4	5	6	7	8	9	10
	1	2:38.06	2:34.24	2:33.65							
115	Roger MOSS										
	Lap	1	2	3	4	5	6	7	8	9	10
	1	2:19.86	2:14.80	2:13.63	2:12.84						
150	Robert DUESBURY										
	Lap	1	2	3	4	5	6	7	8	9	10
	1	2:02.74	1:59.57	1:58.72	1:58.23						
165	Jim PORTER										
	Lap	1	2	3	4	5	6	7	8	9	10
	1	2:18.15	2:11.97	2:11.64	2:10.03						
190	Tony GREEN										
	Lap	1	2	3	4	5	6	7	8	9	10
	1	2:31.20	2:30.71	2:29.70	2:26.51						
248	Andrew PIGGOTT										
	Lap	1	2	3	4	5	6	7	8	9	10
	1	2:10.94	2:06.59	2:07.90	2:08.08						

250 Arron ROGERS

Lap	1	2	3	4	5	6	7	8	9	10
1	2:13.24	2:07.99	2:07.48	2:09.57						

253 Scott HARRIS

Lap	1	2	3	4	5	6	7	8	9	10
1	2:02.87	2:02.47	2:00.81	2:00.52						

259 Richard BOOL

Lap	1	2	3	4	5	6	7	8	9	10
1	2:24.39	2:18.96	2:18.29	2:18.09						

271 Phil BOOTHERSTONE

Lap	1	2	3	4	5	6	7	8	9	10
1	2:23.61	2:21.57	2:20.92	2:20.99						

297 Samuel PAGE

Lap	1	2	3	4	5	6	7	8	9	10
1	2:24.61	2:19.76	2:18.10	2:17.87						

Lap Chart

TUERS GARAGE, LACEY DUCATI & REX CAUNT RACING CHAMPS. - RACE 15

Lap 1		Lap 2		Lap 3		Lap 4		Lap 5		Lap 6		Lap 7		Lap 8		Lap 9		Lap 10	
No	Time	No	Time	No	Time	No	Time	No	Time	No	Time	No	Time	No	Time	No	Time	No	Time
60	2:02.06	60	3:54.32	60	5:46.43	60	7:38.58												
81	2:02.07	81	3:55.01	81	5:47.42	81	7:39.80												
22	2:05.00	22	4:01.72	22	5:58.44	22	7:55.06												
253	2:06.70	4	4:07.40	150	6:07.72	89	7:56.21	*1											
4	2:07.00	150	4:09.00	33	6:09.10	150	8:05.95												
150	2:09.43	253	4:09.17	4	6:09.37	33	8:07.41												
33	2:10.12	33	4:09.55	253	6:09.98	253	8:10.50												
36	2:13.49	36	4:13.26	36	6:13.08	4	8:13.38												
248	2:15.73	248	4:22.32	248	6:30.22	36	8:15.52												
250	2:15.81	250	4:23.80	250	6:31.28	248	8:38.30												
115	2:22.94	165	4:35.69	52	6:45.62	250	8:40.85												
165	2:23.72	52	4:36.35	165	6:47.33	52	8:54.73												
52	2:24.33	115	4:37.74	115	6:51.37	165	8:57.36												
297	2:27.66	297	4:47.42	297	7:05.52	115	9:04.21												
259	2:29.66	259	4:48.62	259	7:06.91	297	9:23.39												
271	2:32.21	271	4:53.78	271	7:14.70	259	9:25.00												
190	2:34.06	190	5:04.77	190	7:34.47	271	9:35.69												
89	2:48.32	89	5:22.56			190	10:00.98												

BRITISH HISTORIC RACING

BSSO SOLO SCOOTER CHAMPIONSHIP

RESULT - RACE 16

PI	No	Evt	Name	Machine	Laps	Time	Behind	MPH	Best Lap on	MPH
1	7	4	Darren CONNEELY	Lambretta 220	4	7:57.64		65.72	1:57.01	2 67.07
2	5	Op	Lee BAMBER	Gilera Runner	4	8:12.66	15.02	63.72	1:54.09	3 68.79
3	101	Op	Gary PEACOCK	Aprilia SR125	4	8:17.49	19.85	63.10	1:55.65	4 67.86
4	14	Op	Stewart MCKENZIE	Vespa 256	4	8:28.71	31.07	61.71	2:04.37	2 63.10
5	16	4	Chris GEYTON	Lambretta GP200	4	8:31.34	33.70	61.39	2:04.27	2 63.15
6	3	Ev	Justin PRICE	Lambretta GP200	4	8:32.10	34.46	61.30	2:05.26	3 62.65
7	18	4	Dan LEWIS	Lambretta GP200	4	8:46.11	48.47	59.67	2:07.69	2 61.46
8	4	Ev	Stephen GRAVES	Lambretta Production 20	4	8:49.28	51.64	59.31	2:09.84	4 60.44
9	81	Ev	James LANCASTER	Lambretta Franspeed	4	8:50.24	52.60	59.20	2:09.24	4 60.72
10	47	Ev	Graham TATTON	Lambretta GP200	4	8:52.73	55.09	58.93	2:10.24	3 60.26
11	8	Ev	David DELANEY	Lambretta SRP200	4	8:58.82	1:01.18	58.26	2:11.02	3 59.90
12	64	Ev	Pat WICKHAM	Lambretta GP 200	4	9:00.06	1:02.42	58.13	2:11.43	3 59.71
13	52	Op	John WOODS	Gilera Runner 179	4	9:07.50	1:09.86	57.34	2:08.81	1 60.93
14	41	Ev	Stuart DAY	Lambretta GP 230	4	9:11.66	1:14.02	56.90	2:14.84	3 58.20
15	129	Ev	Jeremy STEEL	Lambretta 200	4	9:16.91	1:19.27	56.37	2:16.12	4 57.66
16	99	Ev	Andy BARNES	Lambretta TV 200	4	9:17.25	1:19.61	56.33	2:16.01	3 57.70
17	116	Ev	Shaun FAIRHEAD	Lambretta GP200 200	4	9:24.42	1:26.78	55.62	2:19.45	2 56.28
18	111	Ev	Liam DUNN	Lambretta GP200	4	9:24.96	1:27.32	55.56	2:17.04	4 57.27
19	20	Op	David WILSON	Scomadi 172	4	9:36.24	1:38.60	54.48	2:15.90	2 57.75
20	68	Ev	Shaun NICKELLS	Lambretta LI 200	4	9:37.81	1:40.17	54.33	2:21.94	3 55.29
21	112	Ev	David MARSDEN	Lambretta GP200	4	9:43.77	1:46.13	53.77	2:23.80	2 54.58
22	90	Ev	Andrew WALKER	Lambretta GP200	4	9:51.33	1:53.69	53.09	2:24.29	2 54.39
23	94	Ev	Graeme LAKE	Lambretta GP 198	3	8:28.79	1 Lap	46.27	2:46.85	2 47.04
24	91	OP	Mark ROBINSON	Lambretta Jet200	3	8:47.05	1 Lap	44.67	2:41.11	3 48.71

Not-Classified

71	Op	Warren WILKINSON	Gilera Runner179	2	4:38.67	DNF	56.32	2:03.97	1 63.31
28	Op	Stephen WRIGHT	Gilera Runner PSN 180	2	4:44.08	DNF	55.25	2:06.71	1 61.94
66	Op	Scott CHAPMAN	Gilera Runner 172	1	2:47.63	DNF	46.82	2:17.83	1 56.94
131	Ev	Andrew DUNCAN	Lambretta GP200	0		Starter			

Fastest Lap

5	Op	Lee BAMBER	Gilera Runner					1:54.09	3 68.79
---	----	------------	---------------	--	--	--	--	---------	---------

Start Time : 16:32


Cadwell Park

01 Jul 17 16:46

Clerk of Course :

Time Issued :

Chief Timekeeper : Anthony Smith



THESE RESULTS ARE PROVISIONAL UNTIL THE CONCLUSION OF ANY JUDICIAL AND TECHNICAL MATTERS

HS Sports Timing and Results Systems - Results and Lap Times at www.hssports.co.uk

BRITISH HISTORIC RACING

BSSO SOLO SCOOTER CHAMPIONSHIP

RESULT - RACE 16 - EVENT 4

PI	No	Evt	Name	Machine	Laps	Time	MPH	Best Lap on	MPH
1	7	4	Darren CONNEELY	Lambretta 220	4	7:57.64	65.72	1:57.01	2 67.07
2	16	4	Chris GEYTON	Lambretta GP200	4	8:31.34	61.39	2:04.27	2 63.15
3	18	4	Dan LEWIS	Lambretta GP200	4	8:46.11	59.67	2:07.69	2 61.46

Fastest Lap

7 4 Darren CONNEELY Lambretta 220 1:57.01 2 67.07

Start Time : 16:32

Cadwell Park

01 Jul 17 16:47

Clerk of Course :

Time Issued :

Chief Timekeeper : Anthony Smith



THESE RESULTS ARE PROVISIONAL UNTIL THE CONCLUSION OF ANY JUDICIAL AND TECHNICAL MATTERS

HS Sports Timing and Results Systems - Results and Lap Times at www.hssports.co.uk



BSSO SOLO SCOOTER CHAMPIONSHIP

RESULT - RACE 16 - EVENT Ev

PI	No	Evt	Name	Machine	Laps	Time	MPH	Best Lap on	MPH
1	3	Ev	Justin PRICE	Lambretta GP200	4	8:32.10	61.30	2:05.26	3 62.65
2	4	Ev	Stephen GRAVES	Lambretta Production 20	4	8:49.28	59.31	2:09.84	4 60.44
3	81	Ev	James LANCASTER	Lambretta Franspeed	4	8:50.24	59.20	2:09.24	4 60.72
4	47	Ev	Graham TATTON	Lambretta GP200	4	8:52.73	58.93	2:10.24	3 60.26
5	8	Ev	David DELANEY	Lambretta SRP200	4	8:58.82	58.26	2:11.02	3 59.90
6	64	Ev	Pat WICKHAM	Lambretta GP 200	4	9:00.06	58.13	2:11.43	3 59.71
7	41	Ev	Stuart DAY	Lambretta GP 230	4	9:11.66	56.90	2:14.84	3 58.20
8	129	Ev	Jeremy STEEL	Lambretta 200	4	9:16.91	56.37	2:16.12	4 57.66
9	99	Ev	Andy BARNES	Lambretta TV 200	4	9:17.25	56.33	2:16.01	3 57.70
10	116	Ev	Shaun FAIRHEAD	Lambretta GP200 200	4	9:24.42	55.62	2:19.45	2 56.28
11	111	Ev	Liam DUNN	Lambretta GP200	4	9:24.96	55.56	2:17.04	4 57.27
12	68	Ev	Shaun NICKELLS	Lambretta LI 200	4	9:37.81	54.33	2:21.94	3 55.29
13	112	Ev	David MARSDEN	Lambretta GP200	4	9:43.77	53.77	2:23.80	2 54.58
14	90	Ev	Andrew WALKER	Lambretta GP200	4	9:51.33	53.09	2:24.29	2 54.39
15	94	Ev	Graeme LAKE	Lambretta GP 198	3	8:28.79	46.27	2:46.85	2 47.04

Not-Classified

131 Ev Andrew DUNCAN Lambretta GP200 0 Starter

Fastest Lap

3 Ev Justin PRICE Lambretta GP200 2:05.26 3 62.65

Start Time : 16:32

Cadwell Park

01 Jul 17 16:47

Clerk of Course :

Time Issued :

Chief Timekeeper : Anthony Smith

THESE RESULTS ARE PROVISIONAL UNTIL THE CONCLUSION OF ANY JUDICIAL AND TECHNICAL MATTERS

HS Sports Timing and Results Systems - Results and Lap Times at www.hssports.co.uk



BSSO SOLO SCOOTER CHAMPIONSHIP

RESULT - RACE 16 - EVENT Op

PI	No	Evt	Name	Machine	Laps	Time	MPH	Best Lap on	MPH
1	5	Op	Lee BAMBER	Gilera Runner	4	8:12.66	63.72	1:54.09	3 68.79
2	101	Op	Gary PEACOCK	Aprilia SR125	4	8:17.49	63.10	1:55.65	4 67.86
3	14	Op	Stewart MCKENZIE	Vespa 256	4	8:28.71	61.71	2:04.37	2 63.10
4	52	Op	John WOODS	Gilera Runner 179	4	9:07.50	57.34	2:08.81	1 60.93
5	20	Op	David WILSON	Scomadi 172	4	9:36.24	54.48	2:15.90	2 57.75
6	91	Op	Mark ROBINSON	Lambretta Jet200	3	8:47.05	44.67	2:41.11	3 48.71

Not-Classified

71	Op	Warren WILKINSON	Gilera Runner179	2	4:38.67	DNF	56.32	2:03.97	1 63.31
28	Op	Stephen WRIGHT	Gilera Runner PSN 180	2	4:44.08	DNF	55.25	2:06.71	1 61.94
66	Op	Scott CHAPMAN	Gilera Runner 172	1	2:47.63	DNF	46.82	2:17.83	1 56.94

Fastest Lap

5	Op	Lee BAMBER	Gilera Runner					1:54.09	3 68.79
---	----	------------	---------------	--	--	--	--	---------	---------

Start Time : 16:32

Cadwell Park

01 Jul 17 16:47

Clerk of Course :

Time Issued :

Chief Timekeeper : Anthony Smith

THESE RESULTS ARE PROVISIONAL UNTIL THE CONCLUSION OF ANY JUDICIAL AND TECHNICAL MATTERS

HS Sports Timing and Results Systems - Results and Lap Times at www.hssports.co.uk

BSSO SOLO SCOOTER CHAMPIONSHIP

LAP TIMES - RACE 16

3	Justin PRICE										
	Lap	1	2	3	4	5	6	7	8	9	10
	1	2:10.94	2:06.78	2:05.26	2:06.77						
4	Stephen GRAVES										
	Lap	1	2	3	4	5	6	7	8	9	10
	1	2:15.96	2:10.24	2:10.64	2:09.84						
5	Lee BAMBER										
	Lap	1	2	3	4	5	6	7	8	9	10
	1	1:58.67	1:55.69	1:54.09	1:55.31						
7	Darren CONNEELY										
	Lap	1	2	3	4	5	6	7	8	9	10
	1	2:02.35	1:57.01	1:58.27	1:58.31						
8	David DELANEY										
	Lap	1	2	3	4	5	6	7	8	9	10
	1	2:19.45	2:12.15	2:11.02	2:11.73						
14	Stewart MCKENZIE										
	Lap	1	2	3	4	5	6	7	8	9	10
	1	2:07.96	2:04.37	2:05.78	2:05.51						
16	Chris GEYTON										
	Lap	1	2	3	4	5	6	7	8	9	10
	1	2:09.87	2:04.27	2:06.00	2:08.67						
18	Dan LEWIS										
	Lap	1	2	3	4	5	6	7	8	9	10
	1	2:10.42	2:07.69	2:08.95	2:16.98						
20	David WILSON										
	Lap	1	2	3	4	5	6	7	8	9	10
	1	2:16.28	2:15.90	2:16.26	2:17.89						
28	Stephen WRIGHT										
	Lap	1	2	3	4	5	6	7	8	9	10
	1	2:06.71	2:08.15								
41	Stuart DAY										
	Lap	1	2	3	4	5	6	7	8	9	10
	1	2:20.02	2:15.57	2:14.84	2:15.27						
47	Graham TATTON										
	Lap	1	2	3	4	5	6	7	8	9	10
	1	2:16.49	2:11.46	2:10.24	2:10.81						
52	John WOODS										
	Lap	1	2	3	4	5	6	7	8	9	10
	1	2:08.81	2:10.31	2:09.83	2:09.44						

64	Pat WICKHAM										
	Lap	1	2	3	4	5	6	7	8	9	10
	1	2:18.63	2:14.51	2:11.43	2:12.06						
66	Scott CHAPMAN										
	Lap	1	2	3	4	5	6	7	8	9	10
	1	2:17.83									
68	Shaun NICKELLS										
	Lap	1	2	3	4	5	6	7	8	9	10
	1	2:25.73	2:23.52	2:21.94	2:22.11						
71	Warren WILKINSON										
	Lap	1	2	3	4	5	6	7	8	9	10
	1	2:03.97	2:05.27								
81	James LANCASTER										
	Lap	1	2	3	4	5	6	7	8	9	10
	1	2:14.71	2:12.70	2:10.57	2:09.24						
90	Andrew WALKER										
	Lap	1	2	3	4	5	6	7	8	9	10
	1	2:28.41	2:24.29	2:25.44	2:27.28						
91	Mark ROBINSON										
	Lap	1	2	3	4	5	6	7	8	9	10
	1	2:48.00	2:46.41	2:41.11							
94	Graeme LAKE										
	Lap	1	2	3	4	5	6	7	8	9	10
	1	2:50.03	2:46.85	2:47.30							
99	Andy BARNES										
	Lap	1	2	3	4	5	6	7	8	9	10
	1	2:22.13	2:18.78	2:16.01	2:16.35						
101	Gary PEACOCK										
	Lap	1	2	3	4	5	6	7	8	9	10
	1	1:58.72	1:57.16	1:56.47	1:55.65						
111	Liam DUNN										
	Lap	1	2	3	4	5	6	7	8	9	10
	1	2:24.50	2:19.14	2:19.04	2:17.04						
112	David MARSDEN										
	Lap	1	2	3	4	5	6	7	8	9	10
	1	2:24.55	2:23.80	2:24.10	2:25.99						
116	Shaun FAIRHEAD										
	Lap	1	2	3	4	5	6	7	8	9	10
	1	2:21.68	2:19.45	2:20.09	2:19.94						
129	Jeremy STEEL										
	Lap	1	2	3	4	5	6	7	8	9	10
	1	2:21.61	2:19.29	2:16.13	2:16.12						

Lap Chart

BSSO SOLO SCOOTER CHAMPIONSHIP - RACE 16

Lap 1		Lap 2		Lap 3		Lap 4		Lap 5		Lap 6		Lap 7		Lap 8		Lap 9		Lap 10	
No	Time	No	Time	No	Time	No	Time	No	Time	No	Time	No	Time	No	Time	No	Time	No	Time
7	2:04.05	7	4:01.06	7	5:59.33	7	7:57.64												
16	2:12.40	16	4:16.67	91	6:05.94 *1	5	8:12.66												
18	2:12.49	14	4:17.42	5	6:17.35	101	8:17.49												
14	2:13.05	3	4:20.07	101	6:21.84	14	8:28.71												
3	2:13.29	18	4:20.18	16	6:22.67	94	8:28.79 *1												
81	2:17.73	5	4:23.26	14	6:23.20	16	8:31.34												
4	2:18.56	101	4:25.37	3	6:25.33	3	8:32.10												
47	2:20.22	4	4:28.80	18	6:29.13	18	8:46.11												
64	2:22.06	81	4:30.43	4	6:39.44	91	8:47.05 *1												
8	2:23.92	47	4:31.68	81	6:41.00	4	8:49.28												
116	2:24.94	8	4:36.07	47	6:41.92	81	8:50.24												
129	2:25.37	64	4:36.57	8	6:47.09	47	8:52.73												
41	2:25.98	71	4:38.67	64	6:48.00	8	8:58.82												
99	2:26.11	41	4:41.55	41	6:56.39	64	9:00.06												
5	2:27.57	28	4:44.08	52	6:58.06	52	9:07.50												
101	2:28.21	116	4:44.39	129	7:00.79	41	9:11.66												
111	2:29.74	129	4:44.66	99	7:00.90	129	9:16.91												
112	2:29.88	99	4:44.89	116	7:04.48	99	9:17.25												
68	2:30.24	52	4:48.23	111	7:07.92	116	9:24.42												
71	2:33.40	111	4:48.88	68	7:15.70	111	9:24.96												
90	2:34.32	112	4:53.68	112	7:17.78	20	9:36.24												
28	2:35.93	68	4:53.76	20	7:18.35	68	9:37.81												
52	2:37.92	90	4:58.61	90	7:24.05	112	9:43.77												
20	2:46.19	20	5:02.09			90	9:51.33												
66	2:47.63	94	5:41.49																
94	2:54.64																		
91	3:19.53																		



THREE BEARS & PRE 1982 JAPANESE SOLO CHAMPIONSHIPS

RESULT - RACE 17

PI	No	Evt	Name	Machine	Laps	Time	Behind	MPH	Best Lap on	MPH
1	168	8	James FLITCROFT	Norton Commando 750	4	7:07.87		73.37	1:43.79	4 75.61
2	213	8	Gary PORTER	BSA Rob North 750	4	7:46.62	38.75	67.28	1:49.71	4 71.53
3	107	14	Clive SOMERFIELD	Honda Kerby 500	4	7:52.50	44.63	66.44	1:55.52	4 67.94
4	84	14	Peter CARROLL	Honda 500	4	7:53.74	45.87	66.26	1:54.49	3 68.55
5	34	14	James MORALEE	Honda K4 348	4	7:54.11	46.24	66.21	1:55.53	4 67.93
6	262	14	Daniel PRITCHARD	Suzuki T500 492	4	7:55.00	47.13	66.09	1:56.06	4 67.62
7	95	8	Richard ALDOUS	Triumph Trident 750	4	7:56.13	48.26	65.93	1:53.97	4 68.86
8	51	14	Michael BROWN	Suzuki GT 500	4	7:57.68	49.81	65.72	1:56.89	4 67.14
9	38	14	Oliver BINGHAM	Yamaha SR500 499	4	7:58.31	50.44	65.63	1:55.52	4 67.94
10	59	14	Jack HEBB	Honda CB500/4 500	4	7:58.79	50.92	65.57	1:56.55	3 67.34
11	196	14	Terence SANSOM	Honda Drixton 500	4	8:16.43	1:08.56	63.24	2:01.66	4 64.51
12	108	14	Andrew WIDDOWSON	Suzuki GSX400F	4	8:30.42	1:22.55	61.50	2:05.04	2 62.76
13	101	14	Gary WIDDOWSON	Suzuki GSX 400	4	8:43.58	1:35.71	59.96	2:07.80	4 61.41
14	87	14	Shaun MULLIGAN	Yamaha SR500	4	8:54.63	1:46.76	58.72	2:07.70	4 61.46
15	267	14	Ian LEWIS	Honda CB450	4	8:59.32	1:51.45	58.21	2:13.28	2 58.88
16	258	14	Darin MILLS	Suzuki T20 249	4	9:08.88	2:01.01	57.19	2:14.29	4 58.44
17	243	14	Chris SMALLBONES	Honda K4 350	4	9:09.14	2:01.27	57.17	2:14.12	4 58.51

Not-Classified

90	14	Ian AUSTIN	Seeley T500	1	2:12.41	DNF	59.27	2:10.46	1 60.16
199	14	Robert BOOTH	Yamaha RD500 425	0		Starter			

Fastest Lap

168	8	James FLITCROFT	Norton Commando 750				73.37	1:43.79	4 75.61
-----	---	-----------------	---------------------	--	--	--	-------	---------	---------

Start Time : 16:49

Cadwell Park

01 Jul 17 17:00

Clerk of Course :

Time Issued :

Chief Timekeeper : Anthony Smith

THESE RESULTS ARE PROVISIONAL UNTIL THE CONCLUSION OF ANY JUDICIAL AND TECHNICAL MATTERS

HS Sports Timing and Results Systems - Results and Lap Times at www.hssports.co.uk



THREE BEARS & PRE 1982 JAPANESE SOLO CHAMPIONSHIPS

RESULT - RACE 17 - EVENT 14

PI	No	Evt	Name	Machine	Laps	Time	MPH	Best Lap on	MPH
1	107	14	Clive SOMERFIELD	Honda Kerby 500	4	7:52.50	66.44	1:55.52	4 67.94
2	84	14	Peter CARROLL	Honda 500	4	7:53.74	66.26	1:54.49	3 68.55
3	34	14	James MORALEE	Honda K4 348	4	7:54.11	66.21	1:55.53	4 67.93
4	262	14	Daniel PRITCHARD	Suzuki T500 492	4	7:55.00	66.09	1:56.06	4 67.62
5	51	14	Michael BROWN	Suzuki GT 500	4	7:57.68	65.72	1:56.89	4 67.14
6	38	14	Oliver BINGHAM	Yamaha SR500 499	4	7:58.31	65.63	1:55.52	4 67.94
7	59	14	Jack HEBB	Honda CB500/4 500	4	7:58.79	65.57	1:56.55	3 67.34
8	196	14	Terence SANSOM	Honda Drixton 500	4	8:16.43	63.24	2:01.66	4 64.51
9	108	14	Andrew WIDDOWSON	Suzuki GSX400F	4	8:30.42	61.50	2:05.04	2 62.76
10	101	14	Gary WIDDOWSON	Suzuki GSX 400	4	8:43.58	59.96	2:07.80	4 61.41
11	87	14	Shaun MULLIGAN	Yamaha SR500	4	8:54.63	58.72	2:07.70	4 61.46
12	267	14	Ian LEWIS	Honda CB450	4	8:59.32	58.21	2:13.28	2 58.88
13	258	14	Darin MILLS	Suzuki T20 249	4	9:08.88	57.19	2:14.29	4 58.44
14	243	14	Chris SMALLBONES	Honda K4 350	4	9:09.14	57.17	2:14.12	4 58.51

Not-Classified

90	14	Ian AUSTIN	Seeley T500	1	2:12.41	DNF	59.27	2:10.46	1 60.16
199	14	Robert BOOTH	Yamaha RD500 425	0		Starter			

Fastest Lap

84	14	Peter CARROLL	Honda 500				1:54.49	3 68.55	
----	----	---------------	-----------	--	--	--	---------	---------	--

Start Time : 16:49

Cadwell Park

01 Jul 17 17:01

Clerk of Course :

Time Issued :

Chief Timekeeper : Anthony Smith

THESE RESULTS ARE PROVISIONAL UNTIL THE CONCLUSION OF ANY JUDICIAL AND TECHNICAL MATTERS

HS Sports Timing and Results Systems - Results and Lap Times at www.hssports.co.uk



THREE BEARS & PRE 1982 JAPANESE SOLO CHAMPIONSHIPS

RESULT - RACE 17 - EVENT 8

PI	No	Evt	Name	Machine	Laps	Time	MPH	Best Lap on	MPH
1	168	8	James FLITCROFT	Norton Commando 750	4	7:07.87	73.37	1:43.79	4 75.61
2	213	8	Gary PORTER	BSA Rob North 750	4	7:46.62	67.28	1:49.71	4 71.53
3	95	8	Richard ALDOUS	Triumph Trident 750	4	7:56.13	65.93	1:53.97	4 68.86

Fastest Lap

168 8 James FLITCROFT Norton Commando 750 1:43.79 4 75.61

Start Time : 16:49

Cadwell Park

01 Jul 17 17:01

Clerk of Course :

Time Issued :

Chief Timekeeper : Anthony Smith

THESE RESULTS ARE PROVISIONAL UNTIL THE CONCLUSION OF ANY JUDICIAL AND TECHNICAL MATTERS

HS Sports Timing and Results Systems - Results and Lap Times at www.hssports.co.uk

THREE BEARS & PRE 1982 JAPANESE SOLO CHAMPIONSHIPS

LAP TIMES - RACE 17

34	James MORALEE										
	Lap	1	2	3	4	5	6	7	8	9	10
	1	2:02.05	1:56.39	1:55.71	1:55.53						
38	Oliver BINGHAM										
	Lap	1	2	3	4	5	6	7	8	9	10
	1	2:03.87	1:57.41	1:59.78	1:55.52						
51	Michael BROWN										
	Lap	1	2	3	4	5	6	7	8	9	10
	1	2:00.92	1:57.99	1:58.26	1:56.89						
59	Jack HEBB										
	Lap	1	2	3	4	5	6	7	8	9	10
	1	2:01.96	1:58.03	1:56.55	1:57.85						
84	Peter CARROLL										
	Lap	1	2	3	4	5	6	7	8	9	10
	1	2:02.67	1:56.15	1:54.49	1:56.02						
87	Shaun MULLIGAN										
	Lap	1	2	3	4	5	6	7	8	9	10
	1	2:16.34	2:13.74	2:11.71	2:07.70						
90	Ian AUSTIN										
	Lap	1	2	3	4	5	6	7	8	9	10
	1	2:10.46									
95	Richard ALDOUS										
	Lap	1	2	3	4	5	6	7	8	9	10
	1	2:04.07	1:55.74	1:56.94	1:53.97						
101	Gary WIDDOWSON										
	Lap	1	2	3	4	5	6	7	8	9	10
	1	2:12.69	2:08.45	2:09.73	2:07.80						
107	Clive SOMERFIELD										
	Lap	1	2	3	4	5	6	7	8	9	10
	1	1:59.36	1:56.48	1:57.02	1:55.52						
108	Andrew WIDDOWSON										
	Lap	1	2	3	4	5	6	7	8	9	10
	1	2:07.76	2:05.04	2:06.57	2:05.89						
168	James FLITCROFT										
	Lap	1	2	3	4	5	6	7	8	9	10
	1	1:50.26	1:44.94	1:44.00	1:43.79						
196	Terence SANSOM										
	Lap	1	2	3	4	5	6	7	8	9	10
	1	2:06.59	2:01.83	2:02.81	2:01.66						

213	Gary PORTER										
	Lap	1	2	3	4	5	6	7	8	9	10
	1	2:01.37	1:55.96	1:54.03	1:49.71						

243	Chris SMALLBONES										
	Lap	1	2	3	4	5	6	7	8	9	10
	1	2:19.61	2:14.80	2:15.79	2:14.12						

258	Darin MILLS										
	Lap	1	2	3	4	5	6	7	8	9	10
	1	2:17.89	2:16.31	2:16.30	2:14.29						

262	Daniel PRITCHARD										
	Lap	1	2	3	4	5	6	7	8	9	10
	1	2:01.55	1:56.91	1:57.50	1:56.06						

267	Ian LEWIS										
	Lap	1	2	3	4	5	6	7	8	9	10
	1	2:13.77	2:13.28	2:13.79	2:15.34						

Lap Chart

THREE BEARS & PRE 1982 JAPANESE SOLO CHAMPIONSHIPS - RACE 17

Lap 1		Lap 2		Lap 3		Lap 4		Lap 5		Lap 6		Lap 7		Lap 8		Lap 9		Lap 10	
No	Time	No	Time	No	Time	No	Time	No	Time	No	Time	No	Time	No	Time	No	Time	No	Time
168	1:55.14	168	3:40.08	168	5:24.08	168	7:07.87												
107	2:03.48	107	3:59.96	213	5:56.91	213	7:46.62												
262	2:04.53	262	4:01.44	107	5:56.98	107	7:52.50												
51	2:04.54	51	4:02.53	84	5:57.72	84	7:53.74												
38	2:05.60	34	4:02.87	34	5:58.58	34	7:54.11												
59	2:06.36	213	4:02.88	262	5:58.94	262	7:55.00												
34	2:06.48	38	4:03.01	51	6:00.79	95	7:56.13												
213	2:06.92	84	4:03.23	59	6:00.94	51	7:57.68												
84	2:07.08	59	4:04.39	95	6:02.16	38	7:58.31												
95	2:09.48	95	4:05.22	38	6:02.79	59	7:58.79												
196	2:10.13	196	4:11.96	196	6:14.77	196	8:16.43												
90	2:12.41	108	4:17.96	108	6:24.53	108	8:30.42												
108	2:12.92	101	4:26.05	101	6:35.78	101	8:43.58												
267	2:16.91	267	4:30.19	267	6:43.98	87	8:54.63												
101	2:17.60	87	4:35.22	87	6:46.93	267	8:59.32												
87	2:21.48	258	4:38.29	258	6:54.59	258	9:08.88												
258	2:21.98	243	4:39.23	243	6:55.02	243	9:09.14												
243	2:24.43																		

BRITISH HISTORIC RACING

WOODLAND OIL & PRE 1963 OVER 500cc CHAMPS.

RESULT - RACE 18

PI	No	Evt	Name	Machine	Laps	Time	Behind	MPH	Best Lap on	MPH
1	213	10	Gary PORTER	BSA Rob North 930	4	7:24.64		70.60	1:49.65	3 71.57
2	175	10	Patrick WELCH	Rob North Trident 930	4	7:40.01	15.37	68.24	1:52.81	2 69.57
3	253	10	Scott HARRIS	Norton Kirby 920	4	7:50.23	25.59	66.76	1:55.35	4 68.04
4	138	10	Mike KEMP	Norton Atlas 745	4	7:50.87	26.23	66.67	1:55.95	2 67.68
5	195	10	Graham BULLER	Norton Slimline 820	4	7:59.58	34.94	65.46	1:53.01	3 69.45
6	229	10	Robert BEVAN	Triumph Metisse 750	4	8:11.38	46.74	63.89	2:01.01	3 64.85
7	286	10	James FIXTER	BSA Goldstar 500	4	8:12.10	47.46	63.79	1:56.83	2 67.17
8	111	10	Ben GRAHAM	Triumph 6T 750	4	8:20.85	56.21	62.68	2:03.50	3 63.55
9	115	9	Roger MOSS	Scott Flying Squirrel	4	9:02.85	1:38.21	57.83	2:12.51	3 59.23

Fastest Lap

213 10 Gary PORTER BSA Rob North 930 1:49.65 3 71.57

No. 286 - Time includes a 10 second jump start penalty

Start Time : 17:04


Cadwell Park

01 Jul 17 17:15

Clerk of Course :

Time Issued :

Chief Timekeeper : Anthony Smith



THESE RESULTS ARE PROVISIONAL UNTIL THE CONCLUSION OF ANY JUDICIAL AND TECHNICAL MATTERS

HS Sports Timing and Results Systems - Results and Lap Times at www.hssports.co.uk



WOODLAND OIL & PRE 1963 OVER 500cc CHAMPS.

RESULT - RACE 18 - EVENT 10

Pl	No	Evt	Name	Machine	Laps	Time	MPH	Best Lap on	MPH
1	213	10	Gary PORTER	BSA Rob North 930	4	7:24.64	70.60	1:49.65	3 71.57
2	175	10	Patrick WELCH	Rob North Trident 930	4	7:40.01	68.24	1:52.81	2 69.57
3	253	10	Scott HARRIS	Norton Kirby 920	4	7:50.23	66.76	1:55.35	4 68.04
4	138	10	Mike KEMP	Norton Atlas 745	4	7:50.87	66.67	1:55.95	2 67.68
5	195	10	Graham BULLER	Norton Slimline 820	4	7:59.58	65.46	1:53.01	3 69.45
6	229	10	Robert BEVAN	Triumph Metisse 750	4	8:11.38	63.89	2:01.01	3 64.85
7	286	10	James FIXTER	BSA Goldstar 500	4	8:12.10	63.79	1:56.83	2 67.17
8	111	10	Ben GRAHAM	Triumph 6T 750	4	8:20.85	62.68	2:03.50	3 63.55

Fastest Lap

213 10 Gary PORTER BSA Rob North 930 1:49.65 3 71.57

No. 286 - Time includes a 10 second jump start penalty

Start Time : 17:04

Cadwell Park

01 Jul 17 17:16

Clerk of Course :

Time Issued :

Chief Timekeeper : Anthony Smith

THESE RESULTS ARE PROVISIONAL UNTIL THE CONCLUSION OF ANY JUDICIAL AND TECHNICAL MATTERS

HS Sports Timing and Results Systems - Results and Lap Times at www.hssports.co.uk



WOODLAND OIL & PRE 1963 OVER 500cc CHAMPS.

RESULT - RACE 18 - EVENT 9

Pl	No	Evt	Name	Machine	Laps	Time	MPH	Best Lap on	MPH
1	115	9	Roger MOSS	Scott Flying Squirrel	4	9:02.85	57.83	2:12.51	3 59.23

Fastest Lap

115	9	Roger MOSS	Scott Flying Squirrel				2:12.51	3	59.23
-----	---	------------	-----------------------	--	--	--	---------	---	-------

Start Time : 17:04

Cadwell Park

01 Jul 17 17:16

Clerk of Course :

Time Issued :

Chief Timekeeper : Anthony Smith

THESE RESULTS ARE PROVISIONAL UNTIL THE CONCLUSION OF ANY JUDICIAL AND TECHNICAL MATTERS

HS Sports Timing and Results Systems - Results and Lap Times at www.hssports.co.uk

WOODLAND OIL & PRE 1963 OVER 500cc CHAMPS.

LAP TIMES - RACE 18

111	Ben GRAHAM										
Lap	1	2	3	4	5	6	7	8	9	10	
1	2:04.40	2:05.48	2:03.50	2:04.33							

115	Roger MOSS										
Lap	1	2	3	4	5	6	7	8	9	10	
1	2:18.49	2:13.06	2:12.51	2:12.84							

138	Mike KEMP										
Lap	1	2	3	4	5	6	7	8	9	10	
1	1:59.97	1:55.95	1:56.05	1:55.95							

175	Patrick WELCH										
Lap	1	2	3	4	5	6	7	8	9	10	
1	1:58.06	1:52.81	1:53.36	1:53.25							

195	Graham BULLER										
Lap	1	2	3	4	5	6	7	8	9	10	
1	1:58.20	1:53.60	1:53.01	2:12.52							

213	Gary PORTER										
Lap	1	2	3	4	5	6	7	8	9	10	
1	1:53.34	1:50.14	1:49.65	1:50.04							

229	Robert BEVAN										
Lap	1	2	3	4	5	6	7	8	9	10	
1	2:06.27	2:01.11	2:01.01	2:01.18							

253	Scott HARRIS										
Lap	1	2	3	4	5	6	7	8	9	10	
1	1:59.37	1:56.95	1:56.43	1:55.35							

286	James FIXTER										
Lap	1	2	3	4	5	6	7	8	9	10	
1	2:01.59	1:56.83	2:00.02	2:00.89							

Lap Chart

WOODLAND OIL & PRE 1963 OVER 500cc CHAMPS. - RACE 18

Lap 1		Lap 2		Lap 3		Lap 4		Lap 5		Lap 6		Lap 7		Lap 8		Lap 9		Lap 10	
No	Time	No	Time	No	Time	No	Time	No	Time	No	Time	No	Time	No	Time	No	Time	No	Time
213	1:54.81	213	3:44.95	213	5:34.60	213	7:24.64												
195	2:00.45	175	3:53.40	175	5:46.76	175	7:40.01												
175	2:00.59	195	3:54.05	195	5:47.06	253	7:50.23												
253	2:01.50	253	3:58.45	253	5:54.88	138	7:50.87												
138	2:02.92	138	3:58.87	138	5:54.92	195	7:59.58												
286	2:04.36	286	4:01.19	286	6:01.21	229	8:11.38												
111	2:07.54	229	4:09.19	229	6:10.20	286	8:12.10												
229	2:08.08	111	4:13.02	111	6:16.52	111	8:20.85												
115	2:24.44	115	4:37.50	115	6:50.01	115	9:02.85												



BSSO SOLO SCOOTER CHAMPIONSHIP

RESULT - RACE 19

PI	No	Evt	Name	Machine	Laps	Time	Behind	MPH	Best Lap on	MPH
1	101		Gary PEACOCK	Aprilia SR125	4	7:40.72		68.14	1:53.82	2 68.95
2	7		Darren CONNEELY	Lambretta 220	4	8:05.51	24.79	64.66	1:54.34	3 68.64
3	71		Warren WILKINSON	Gilera Runner179	4	8:05.69	24.97	64.63	1:57.86	2 66.59
4	28		Stephen WRIGHT	Gilera Runner PSN 180	4	8:11.17	30.45	63.91	2:00.74	4 65.00
5	3		Justin PRICE	Piaggio Zip 179	4	8:11.93	31.21	63.81	2:00.98	4 64.87
6	14		Stewart MCKENZIE	Vespa 256	4	8:34.93	54.21	60.96	2:01.76	4 64.45
7	52		John WOODS	Gilera Runner 179	4	8:36.01	55.29	60.84	2:07.56	3 61.52
8	62		Taylor STURGESS	Lambretta SX200	4	8:56.90	1:16.18	58.47	2:07.03	4 61.78
9	81		James LANCASTER	Lambretta Franspeed	4	9:21.11	1:40.39	55.95	2:10.82	4 59.99
10	64		Pat WICKHAM	Lambretta GP 200	4	9:27.88	1:47.16	55.28	2:13.79	4 58.66
11	129		Jeremy STEEL	Lambretta 200	4	9:38.48	1:57.76	54.27	2:17.58	3 57.04
12	91		Mark ROBINSON	Lambretta Jet200	3	8:22.24	1 Lap	46.88	2:36.92	3 50.01

Not-Classified

19			Mark SHIRLEY	Piaggio Zip 80	3	7:02.59	DNF	55.71	2:19.23	3 56.37
76			Steven LAST	Lambretta GT240 240	1	2:36.02	DNF	50.30	2:13.12	1 58.95
5			Lee BAMBER	Gilera Runner 172	0		Starter			

Fastest Lap

101			Gary PEACOCK	Aprilia SR125					1:53.82	2 68.95
-----	--	--	--------------	---------------	--	--	--	--	---------	---------

No. 14 - Please fit working transponder

Start Time : 17:20

Cadwell Park

01 Jul 17 17:31

Clerk of Course :

Time Issued :

Chief Timekeeper : Anthony Smith

THESE RESULTS ARE PROVISIONAL UNTIL THE CONCLUSION OF ANY JUDICIAL AND TECHNICAL MATTERS

HS Sports Timing and Results Systems - Results and Lap Times at www.hssports.co.uk

BSSO SOLO SCOOTER CHAMPIONSHIP

LAP TIMES - RACE 19

3	Justin PRICE										
	Lap	1	2	3	4	5	6	7	8	9	10
	1	2:03.89	2:02.27	2:02.08	2:00.98						
7	Darren CONNEELY										
	Lap	1	2	3	4	5	6	7	8	9	10
	1	1:58.73	1:55.38	1:54.34	1:54.42						
14	Stewart MCKENZIE										
	Lap	1	2	3	4	5	6	7	8	9	10
	1		2:04.42	2:02.95	2:01.76						
19	Mark SHIRLEY										
	Lap	1	2	3	4	5	6	7	8	9	10
	1	2:19.31	2:19.40	2:19.23							
28	Stephen WRIGHT										
	Lap	1	2	3	4	5	6	7	8	9	10
	1	2:04.97	2:01.13	2:01.25	2:00.74						
52	John WOODS										
	Lap	1	2	3	4	5	6	7	8	9	10
	1	2:08.94	2:08.36	2:07.56	2:07.81						
62	Taylor STURGESS										
	Lap	1	2	3	4	5	6	7	8	9	10
	1	2:10.38	2:09.92	2:07.33	2:07.03						
64	Pat WICKHAM										
	Lap	1	2	3	4	5	6	7	8	9	10
	1	2:18.55	2:17.82	2:14.46	2:13.79						
71	Warren WILKINSON										
	Lap	1	2	3	4	5	6	7	8	9	10
	1	2:01.22	1:57.86	2:00.92	2:04.74						
76	Steven LAST										
	Lap	1	2	3	4	5	6	7	8	9	10
	1	2:13.12									
81	James LANCASTER										
	Lap	1	2	3	4	5	6	7	8	9	10
	1	2:14.40	2:20.85	2:12.09	2:10.82						
91	Mark ROBINSON										
	Lap	1	2	3	4	5	6	7	8	9	10
	1	2:41.10	2:39.75	2:36.92							
101	Gary PEACOCK										
	Lap	1	2	3	4	5	6	7	8	9	10
	1	1:57.44	1:53.82	1:53.94	1:53.86						

129 Jeremy STEEL

Lap	1	2	3	4	5	6	7	8	9	10
1	2:19.89	2:19.73	2:17.58	2:17.81						

Lap Chart

BSSO SOLO SCOOTER CHAMPIONSHIP - RACE 19

Lap 1		Lap 2		Lap 3		Lap 4		Lap 5		Lap 6		Lap 7		Lap 8		Lap 9		Lap 10	
No	Time	No	Time	No	Time	No	Time	No	Time	No	Time	No	Time	No	Time	No	Time	No	Time
101	1:59.10	101	3:52.92	101	5:46.86	101	7:40.72												
71	2:02.17	71	4:00.03	71	6:00.95	7	8:05.51												
3	2:06.60	3	4:08.87	28	6:10.43	71	8:05.69												
28	2:08.05	28	4:09.18	3	6:10.95	28	8:11.17												
52	2:12.28	7	4:16.75	7	6:11.09	3	8:11.93												
7	2:21.37	52	4:20.64	52	6:28.20	91	8:22.24 *1												
19	2:23.96	14	4:30.22	14	6:33.17	14	8:34.93												
62	2:32.62	62	4:42.54	62	6:49.87	52	8:36.01												
76	2:36.02	19	4:43.36	19	7:02.59	62	8:56.90												
81	2:37.35	81	4:58.20	81	7:10.29	81	9:21.11												
64	2:41.81	64	4:59.63	64	7:14.09	64	9:27.88												
129	2:43.36	129	5:03.09	129	7:20.67	129	9:38.48												
91	3:05.57	91	5:45.32																



250cc SPECIALS & PRE 1963 250cc SOLO CHAMPIONSHIPS

RESULT - RACE 20

PI	No	Evt	Name	Machine	Laps	Time	Behind	MPH	Best Lap on	MPH
1	129	3	Charles DAVIES	Ducati Monza 250	4	7:56.33		65.90	1:56.44	4 67.40
2	94	3	Geoff MILLS	Ducati Harrison 250	4	7:58.50	2.17	65.61	1:57.77	2 66.64
3	33	3	Mike POWELL	BSA Bantam 123	4	8:10.58	14.25	63.99	1:59.86	3 65.48
4	4	3	Ian HENSHAW	Royal Enfield Crusader 2	4	8:18.05	21.72	63.03	2:02.69	4 63.97
5	248	3	Andrew PIGGOTT	Ducati MK III 250	4	9:03.95	1:07.62	57.71	2:14.25	4 58.46
6	161	3	Tyler SCOTHERN	BSA B25 250	4	9:04.56	1:08.23	57.65	2:14.29	4 58.44
7	259	3	Richard BOOL	Ducati Mach I 250	4	9:15.69	1:19.36	56.49	2:16.08	3 57.67
<u>Not-Classified</u>										
	297	2	Samuel PAGE	Velocette Mov 250	3	7:37.17	DNF	51.50	2:26.17	2 53.69
	24	3	Joao QUINTANEIRO	Royal Enfield Crusader	0		Starter			
<u>Fastest Lap</u>										
	129	3	Charles DAVIES	Ducati Monza 250					1:56.44	4 67.40

Start Time : 17:44

Cadwell Park

01 Jul 17 17:55

Clerk of Course :

Time Issued :

Chief Timekeeper : Anthony Smith

THESE RESULTS ARE PROVISIONAL UNTIL THE CONCLUSION OF ANY JUDICIAL AND TECHNICAL MATTERS

HS Sports Timing and Results Systems - Results and Lap Times at www.hssports.co.uk

250cc SPECIALS & PRE 1963 250cc SOLO CHAMPIONSHIPS

LAP TIMES - RACE 20

4	Ian HENSHAW										
Lap	1	2	3	4	5	6	7	8	9	10	
1	2:06.51	2:02.93	2:02.73	2:02.69							

33	Mike POWELL										
Lap	1	2	3	4	5	6	7	8	9	10	
1	2:05.50	2:00.54	1:59.86	2:00.39							

94	Geoff MILLS										
Lap	1	2	3	4	5	6	7	8	9	10	
1	2:02.67	1:57.77	1:57.95	1:57.83							

129	Charles DAVIES										
Lap	1	2	3	4	5	6	7	8	9	10	
1	2:02.62	1:58.48	1:57.23	1:56.44							

161	Tyler SCOTHERN										
Lap	1	2	3	4	5	6	7	8	9	10	
1	2:17.26	2:14.36	2:15.87	2:14.29							

248	Andrew PIGGOTT										
Lap	1	2	3	4	5	6	7	8	9	10	
1	2:15.53	2:15.57	2:15.63	2:14.25							

259	Richard BOOL										
Lap	1	2	3	4	5	6	7	8	9	10	
1	2:19.90	2:16.67	2:16.08	2:19.15							

297	Samuel PAGE										
Lap	1	2	3	4	5	6	7	8	9	10	
1	2:33.32	2:26.17	2:31.85								

Lap Chart

250cc SPECIALS & PRE 1963 250cc SOLO CHAMPIONSHIPS - RACE 20

Lap 1		Lap 2		Lap 3		Lap 4		Lap 5		Lap 6		Lap 7		Lap 8		Lap 9		Lap 10	
No	Time	No	Time	No	Time	No	Time	No	Time	No	Time	No	Time	No	Time	No	Time	No	Time
129	2:04.18	129	4:02.66	129	5:59.89	129	7:56.33												
94	2:04.95	94	4:02.72	94	6:00.67	94	7:58.50												
4	2:09.70	33	4:10.33	33	6:10.19	33	8:10.58												
33	2:09.79	4	4:12.63	4	6:15.36	4	8:18.05												
248	2:18.50	248	4:34.07	248	6:49.70	248	9:03.95												
161	2:20.04	161	4:34.40	161	6:50.27	161	9:04.56												
259	2:23.79	259	4:40.46	259	6:56.54	259	9:15.69												
297	2:39.15	297	5:05.32	297	7:37.17														



IRVING RACING & PRE 1959 SIDECAR OUTFIT CHAMPIONSHIPS

RESULT - RACE 21

PI	No	Evt	Name	Machine	Laps	Time	Behind	MPH	Best Lap on	MPH
1	4	16	BLEACH/ DAWS	Norton Ducker Lynx 750	4	8:37.59		60.65	2:05.47	2 62.55
2	31	15	WESTON/ WESTON	Triumph Thunderbird 65	4	8:40.24	2.65	60.34	2:07.87	2 61.37
3	29	15	POPE/ CHRISTOPHER	Triumph Thunderbird 65	4	8:57.18	19.59	58.44	2:12.81	2 59.09
4	61	16	WHITEHOUSE/ WESTON	Triumph T140 N.W.S. 749	4	9:21.09	43.50	55.95	2:13.33	4 58.86
5	656	23a	DAVENPORT/ DAVENPORT	Aprilia RS 125	4	9:21.15	43.56	55.94	2:13.53	4 58.77
6	80	16	MANN/ WADE	Yamaha XS750 750	4	9:37.77	1:00.18	54.33	2:19.40	3 56.30
7	78	16	WICKETT/ BANKS	Triumph Thunderbird 74	4	9:43.72	1:06.13	53.78	2:22.29	3 55.15
8	12	15	WHITTAKER/ WHITTAKER	BSA Road Rocket 650	4	9:55.60	1:18.01	52.71	2:26.14	4 53.70
9	6	15	BLOWERS/ LINES	Matchless G3L 700	4	9:57.63	1:20.04	52.53	2:25.88	2 53.80
10	160	16	HOLMES/ HOLMES	Triumph T140 750	4	10:02.06	1:24.47	52.14	2:27.89	3 53.07
11	45	16	TULETT/ CLARK	Triumph T140 748	3	8:47.53	1 Lap	44.63	2:53.32	1 45.28
12	682	23a	CHAPMAN/ WESTON	Gilera Runner200	3	8:48.14	1 Lap	44.58	2:52.72	1 45.44

Fastest Lap

4 16 BLEACH/ DAWS Norton Ducker Lynx 750 2:05.47 2 62.55

Start Time : 18:01

Cadwell Park

01 Jul 17 18:12

Clerk of Course :

Time Issued :

Chief Timekeeper : Anthony Smith

THESE RESULTS ARE PROVISIONAL UNTIL THE CONCLUSION OF ANY JUDICIAL AND TECHNICAL MATTERS

HS Sports Timing and Results Systems - Results and Lap Times at www.hssports.co.uk



IRVING RACING & PRE 1959 SIDECAR OUTFIT CHAMPIONSHIPS

RESULT - RACE 21 - EVENT 15

PI	No	Evt	Name	Machine	Laps	Time	MPH	Best Lap on	MPH
1	31	15	WESTON/ WESTON	Triumph Thunderbird 65	4	8:40.24	60.34	2:07.87	2 61.37
2	29	15	POPE/ CHRISTOPHER	Triumph Thunderbird 65	4	8:57.18	58.44	2:12.81	2 59.09
3	12	15	WHITTAKER/ WHITTAKER	BSA Road Rocket 650	4	9:55.60	52.71	2:26.14	4 53.70
4	6	15	BLOWERS/ LINES	Matchless G3L 700	4	9:57.63	52.53	2:25.88	2 53.80

Fastest Lap

31 15 WESTON/ WESTON Triumph Thunderbird 65 2:07.87 2 61.37

Start Time : 18:01

Cadwell Park

01 Jul 17 18:13

Clerk of Course :

Time Issued :

Chief Timekeeper : Anthony Smith

THESE RESULTS ARE PROVISIONAL UNTIL THE CONCLUSION OF ANY JUDICIAL AND TECHNICAL MATTERS

HS Sports Timing and Results Systems - Results and Lap Times at www.hssports.co.uk



IRVING RACING & PRE 1959 SIDECAR OUTFIT CHAMPIONSHIPS

RESULT - RACE 21 - EVENT 16

PI	No	Evt	Name	Machine	Laps	Time	MPH	Best Lap on	MPH
1	4	16	BLEACH/ DAWS	Norton Ducker Lynx 750	4	8:37.59	60.65	2:05.47	2 62.55
2	61	16	WHITEHOUSE/ WESTON	Triumph T140 N.W.S. 749	4	9:21.09	55.95	2:13.33	4 58.86
3	80	16	MANN/ WADE	Yamaha XS750 750	4	9:37.77	54.33	2:19.40	3 56.30
4	78	16	WICKETT/ BANKS	Triumph Thunderbird 74	4	9:43.72	53.78	2:22.29	3 55.15
5	160	16	HOLMES/ HOLMES	Triumph T140 750	4	10:02.06	52.14	2:27.89	3 53.07
6	45	16	TULETT/ CLARK	Triumph T140 748	3	8:47.53	44.63	2:53.32	1 45.28

Fastest Lap

4 16 BLEACH/ DAWS Norton Ducker Lynx 750 2:05.47 2 62.55

Start Time : 18:01

Cadwell Park

01 Jul 17 18:13

Clerk of Course :

Time Issued :

Chief Timekeeper : Anthony Smith

THESE RESULTS ARE PROVISIONAL UNTIL THE CONCLUSION OF ANY JUDICIAL AND TECHNICAL MATTERS

HS Sports Timing and Results Systems - Results and Lap Times at www.hssports.co.uk



IRVING RACING & PRE 1959 SIDECAR OUTFIT CHAMPIONSHIPS

RESULT - RACE 21 - EVENT 23a

PI	No	Evt	Name	Machine	Laps	Time	MPH	Best Lap on	MPH
1	656	23a	DAVENPORT/ DAVENPORT	Aprilia RS 125	4	9:21.15	55.94	2:13.53	4 58.77
2	682	23a	CHAPMAN/ WESTON	Gilera Runner200	3	8:48.14	44.58	2:52.72	1 45.44

Fastest Lap

656 23a DAVENPORT/ DAVENPORT Aprilia RS 125 2:13.53 4 58.77

Start Time : 18:01

Cadwell Park

01 Jul 17 18:13

Clerk of Course :

Time Issued :

Chief Timekeeper : Anthony Smith

THESE RESULTS ARE PROVISIONAL UNTIL THE CONCLUSION OF ANY JUDICIAL AND TECHNICAL MATTERS

HS Sports Timing and Results Systems - Results and Lap Times at www.hssports.co.uk

IRVING RACING & PRE 1959 SIDECAR OUTFIT CHAMPIONSHIPS

LAP TIMES - RACE 21

4	BLEACH/ DAWS										
	Lap	1	2	3	4	5	6	7	8	9	10
	1	2:11.15	2:05.47	2:07.36	2:07.25						
6	BLOWERS/ LINES										
	Lap	1	2	3	4	5	6	7	8	9	10
	1	2:35.27	2:25.88	2:27.14	2:26.76						
12	WHITTAKER/ WHITTAKER										
	Lap	1	2	3	4	5	6	7	8	9	10
	1	2:30.00	2:28.88	2:27.24	2:26.14						
29	POPE/ CHRISTOPHER										
	Lap	1	2	3	4	5	6	7	8	9	10
	1	2:15.10	2:12.81	2:13.99	2:13.43						
31	WESTON/ WESTON										
	Lap	1	2	3	4	5	6	7	8	9	10
	1	2:11.49	2:07.87	2:09.40	2:08.43						
45	TULETT/ CLARK										
	Lap	1	2	3	4	5	6	7	8	9	10
	1	2:53.32	2:54.33	2:54.12							
61	WHITEHOUSE/ WESTON										
	Lap	1	2	3	4	5	6	7	8	9	10
	1	2:22.49	2:22.42	2:16.92	2:13.33						
78	WICKETT/ BANKS										
	Lap	1	2	3	4	5	6	7	8	9	10
	1	2:29.17	2:23.15	2:22.29	2:22.76						
80	MANN/ WADE										
	Lap	1	2	3	4	5	6	7	8	9	10
	1	2:27.56	2:21.32	2:19.40	2:23.82						
160	HOLMES/ HOLMES										
	Lap	1	2	3	4	5	6	7	8	9	10
	1	2:32.46	2:29.07	2:27.89	2:27.97						
656	DAVENPORT/ DAVENPORT										
	Lap	1	2	3	4	5	6	7	8	9	10
	1	2:27.66	2:18.10	2:15.63	2:13.53						
682	CHAPMAN/ WESTON										
	Lap	1	2	3	4	5	6	7	8	9	10
	1	2:52.72	2:54.15	2:54.45							

Lap Chart

IRVING RACING & PRE 1959 SIDECAR OUTFIT CHAMPIONSHIPS - RACE 21

Lap 1		Lap 2		Lap 3		Lap 4		Lap 5		Lap 6		Lap 7		Lap 8		Lap 9		Lap 10	
No	Time	No	Time	No	Time	No	Time	No	Time	No	Time	No	Time	No	Time	No	Time	No	Time
31	2:14.54	31	4:22.41	4	6:30.34	4	8:37.59												
29	2:16.95	4	4:22.98	31	6:31.81	31	8:40.24												
4	2:17.51	29	4:29.76	29	6:43.75	45	8:47.53 *1												
61	2:28.42	61	4:50.84	656	7:07.62	682	8:48.14 *1												
80	2:33.23	656	4:51.99	61	7:07.76	29	8:57.18												
12	2:33.34	80	4:54.55	80	7:13.95	61	9:21.09												
656	2:33.89	78	4:58.67	78	7:20.96	656	9:21.15												
78	2:35.52	12	5:02.22	12	7:29.46	80	9:37.77												
160	2:37.13	6	5:03.73	6	7:30.87	78	9:43.72												
6	2:37.85	160	5:06.20	160	7:34.09	12	9:55.60												
45	2:59.08	45	5:53.41					6	9:57.63										
682	2:59.54	682	5:53.69					160	10:02.06										



BOB NEWBY RACING & SOLOS 351cc - 500cc TO 1962

RESULT - RACE 22

Pl	No	Evt	Name	Machine	Laps	Time	Behind	MPH	Best Lap on	MPH
1	119	6	Lee MOORE	Norton Manx 499	4	7:19.52		71.42	1:47.15	2 73.24
2	12	7	Stefan RADAKOVIC	Norton Manx 499	4	7:24.45	4.93	70.63	1:49.41	3 71.73
3	74	7	Dave MATRAVERS	Seeley G50	4	7:24.59	5.07	70.61	1:48.99	3 72.01
4	81	7	Michael FOX	Seeley G50	4	7:34.21	14.69	69.11	1:51.42	2 70.44
5	141	6	Sam RHODES	Velocette MSS 500	4	7:43.32	23.80	67.75	1:53.35	4 69.24
6	215	6	Ian LUCAS	Norton Manx 350	4	7:50.62	31.10	66.70	1:54.44	3 68.58
7	3	6	Nick BEDFORD	Norton Manx 499	4	7:50.67	31.15	66.70	1:55.44	3 67.98
8	4	7	Ian HENSHAW	Royal Enfield Fury 500	4	7:54.23	34.71	66.20	1:56.32	2 67.47
9	127	6	Adam BATEMAN	Seeley G50	4	8:07.54	48.02	64.39	1:59.22	4 65.83
10	59	6	Jack HEBB	Norton Manx 499	4	8:08.07	48.55	64.32	1:59.27	2 65.80
11	286	6	James FIXTER	Triumph Norton 750	4	8:08.66	49.14	64.24	1:58.62	3 66.16
12	122	7	Richard STOTT	Matchless G50	4	8:13.82	54.30	63.57	2:01.51	4 64.59
13	90	6	Ian AUSTIN	BSA Goldstar 363	4	8:14.74	55.22	63.45	2:00.95	4 64.89
14	161	7	Tyler SCOTHERN	BSA B50	4	8:14.80	55.28	63.44	2:00.60	4 65.07
15	205	6	Paul MACDOUGALL	Norton 88 498	4	8:17.05	57.53	63.16	2:00.83	4 64.95
16	209	6	Mick BALDWIN	AJS 7R 349	4	8:35.08	1:15.56	60.95	2:05.81	2 62.38
17	42	7	Tony AINLEY	Velocette Venom 499	4	8:42.28	1:22.76	60.11	2:07.26	2 61.67

Fastest Lap

119 6 Lee MOORE Norton Manx 499 1:47.15 2 73.24

Start Time : 18:17

Cadwell Park

01 Jul 17 18:26

Clerk of Course :

Time Issued :

Chief Timekeeper : Anthony Smith

THESE RESULTS ARE PROVISIONAL UNTIL THE CONCLUSION OF ANY JUDICIAL AND TECHNICAL MATTERS

HS Sports Timing and Results Systems - Results and Lap Times at www.hssports.co.uk



BOB NEWBY RACING & SOLOS 351cc - 500cc TO 1962

RESULT - RACE 22 - EVENT 6

PI	No	Evt	Name	Machine	Laps	Time	MPH	Best Lap on	MPH
1	119	6	Lee MOORE	Norton Manx 499	4	7:19.52	71.42	1:47.15	2 73.24
2	141	6	Sam RHODES	Velocette MSS 500	4	7:43.32	67.75	1:53.35	4 69.24
3	215	6	Ian LUCAS	Norton Manx 350	4	7:50.62	66.70	1:54.44	3 68.58
4	3	6	Nick BEDFORD	Norton Manx 499	4	7:50.67	66.70	1:55.44	3 67.98
5	127	6	Adam BATEMAN	Seeley G50	4	8:07.54	64.39	1:59.22	4 65.83
6	59	6	Jack HEBB	Norton Manx 499	4	8:08.07	64.32	1:59.27	2 65.80
7	286	6	James FIXTER	Triumph Norton 750	4	8:08.66	64.24	1:58.62	3 66.16
8	90	6	Ian AUSTIN	BSA Goldstar 363	4	8:14.74	63.45	2:00.95	4 64.89
9	205	6	Paul MACDOUGALL	Norton 88 498	4	8:17.05	63.16	2:00.83	4 64.95
10	209	6	Mick BALDWIN	AJS 7R 349	4	8:35.08	60.95	2:05.81	2 62.38

Fastest Lap

119 6 Lee MOORE Norton Manx 499 1:47.15 2 73.24

Start Time : 18:17

Cadwell Park

01 Jul 17 18:27

Clerk of Course :

Time Issued :

Chief Timekeeper : Anthony Smith

THESE RESULTS ARE PROVISIONAL UNTIL THE CONCLUSION OF ANY JUDICIAL AND TECHNICAL MATTERS

HS Sports Timing and Results Systems - Results and Lap Times at www.hssports.co.uk



BOB NEWBY RACING & SOLOS 351cc - 500cc TO 1962

RESULT - RACE 22 - EVENT 7

Pl	No	Evt	Name	Machine	Laps	Time	MPH	Best Lap on	MPH
1	12	7	Stefan RADA KOVIC	Norton Manx 499	4	7:24.45	70.63	1:49.41	3 71.73
2	74	7	Dave MATRAVERS	Seeley G50	4	7:24.59	70.61	1:48.99	3 72.01
3	81	7	Michael FOX	Seeley G50	4	7:34.21	69.11	1:51.42	2 70.44
4	4	7	Ian HENSHAW	Royal Enfield Fury 500	4	7:54.23	66.20	1:56.32	2 67.47
5	122	7	Richard STOTT	Matchless G50	4	8:13.82	63.57	2:01.51	4 64.59
6	161	7	Tyler SCOTHERN	BSA B50	4	8:14.80	63.44	2:00.60	4 65.07
7	42	7	Tony AINLEY	Velocette Venom 499	4	8:42.28	60.11	2:07.26	2 61.67

Fastest Lap

74 7 Dave MATRAVERS Seeley G50 1:48.99 3 72.01

Start Time : 18:17

Cadwell Park

01 Jul 17 18:27

Clerk of Course :

Time Issued :

Chief Timekeeper : Anthony Smith

THESE RESULTS ARE PROVISIONAL UNTIL THE CONCLUSION OF ANY JUDICIAL AND TECHNICAL MATTERS

HS Sports Timing and Results Systems - Results and Lap Times at www.hssports.co.uk

BOB NEWBY RACING & SOLOS 351cc - 500cc TO 1962

LAP TIMES - RACE 22

3 Nick BEDFORD

Lap	1	2	3	4	5	6	7	8	9	10
1	1:59.30	1:56.31	1:55.44	1:56.40						

4 Ian HENSHAW

Lap	1	2	3	4	5	6	7	8	9	10
1	2:02.80	1:56.32	1:56.37	1:57.01						

12 Stefan RADAKOVIC

Lap	1	2	3	4	5	6	7	8	9	10
1	1:53.53	1:50.02	1:49.41	1:49.43						

42 Tony AINLEY

Lap	1	2	3	4	5	6	7	8	9	10
1	2:14.43	2:07.26	2:08.18	2:09.78						

59 Jack HEBB

Lap	1	2	3	4	5	6	7	8	9	10
1	2:05.02	1:59.27	1:59.87	2:00.01						

74 Dave MATRAVERS

Lap	1	2	3	4	5	6	7	8	9	10
1	1:54.71	1:50.53	1:48.99	1:49.11						

81 Michael FOX

Lap	1	2	3	4	5	6	7	8	9	10
1	1:56.49	1:51.42	1:52.17	1:53.29						

90 Ian AUSTIN

Lap	1	2	3	4	5	6	7	8	9	10
1	2:06.79	2:02.92	2:00.96	2:00.95						

119 Lee MOORE

Lap	1	2	3	4	5	6	7	8	9	10
1	1:52.94	1:47.15	1:47.33	1:47.63						

122 Richard STOTT

Lap	1	2	3	4	5	6	7	8	9	10
1	2:06.48	2:02.21	2:01.74	2:01.51						

127 Adam BATEMAN

Lap	1	2	3	4	5	6	7	8	9	10
1	2:01.69		1:59.37	1:59.22						

141 Sam RHODES

Lap	1	2	3	4	5	6	7	8	9	10
1	1:58.51	1:54.47	1:54.05	1:53.35						

161 Tyler SCOTHERN

Lap	1	2	3	4	5	6	7	8	9	10
1	2:09.10	2:02.18	2:01.16	2:00.60						

205	Paul MACDOUGALL										
	Lap	1	2	3	4	5	6	7	8	9	10
	1	2:08.06	2:03.81	2:01.05	2:00.83						

209	Mick BALDWIN										
	Lap	1	2	3	4	5	6	7	8	9	10
	1	2:10.29	2:05.81	2:07.52	2:07.13						

215	Ian LUCAS										
	Lap	1	2	3	4	5	6	7	8	9	10
	1	2:00.00	1:54.71	1:54.44	1:56.99						

286	James FIXTER										
	Lap	1	2	3	4	5	6	7	8	9	10
	1	2:07.82	1:58.90	1:58.62	1:59.46						

Lap Chart

BOB NEWBY RACING & SOLOS 351cc - 500cc TO 1962 - RACE 22

Lap 1		Lap 2		Lap 3		Lap 4		Lap 5		Lap 6		Lap 7		Lap 8		Lap 9		Lap 10	
No	Time	No	Time	No	Time	No	Time	No	Time	No	Time	No	Time	No	Time	No	Time	No	Time
12	1:55.59	119	3:44.56	119	5:31.89	119	7:19.52												
74	1:55.96	12	3:45.61	12	5:35.02	12	7:24.45												
81	1:57.33	74	3:46.49	74	5:35.48	74	7:24.59												
119	1:57.41	81	3:48.75	81	5:40.92	81	7:34.21												
141	2:01.45	141	3:55.92	141	5:49.97	141	7:43.32												
3	2:02.52	3	3:58.83	215	5:53.63	215	7:50.62												
215	2:04.48	215	3:59.19	3	5:54.27	3	7:50.67												
4	2:04.53	4	4:00.85	4	5:57.22	4	7:54.23												
122	2:08.36	59	4:08.19	59	6:08.06	127	8:07.54												
59	2:08.92	127	4:08.95 *1	127	6:08.32	59	8:08.07												
90	2:09.91	122	4:10.57	286	6:09.20	286	8:08.66												
161	2:10.86	286	4:10.58	122	6:12.31	122	8:13.82												
205	2:11.36	90	4:12.83	90	6:13.79	90	8:14.74												
286	2:11.68	161	4:13.04	161	6:14.20	161	8:14.80												
209	2:14.62	205	4:15.17	205	6:16.22	205	8:17.05												
42	2:17.06	209	4:20.43	209	6:27.95	209	8:35.08												
		42	4:24.32	42	6:32.50	42	8:42.28												

BRITISH HISTORIC RACING

NOVICE CHAMPIONSHIP

RESULT - RACE 23

PI	No	Evt	Name	Machine	Laps	Time	Behind	MPH	Best Lap on	MPH
1	34	21	James MORALEE	Honda K4 348	4	9:41.26		66.61	1:54.34	3 68.64
2	191	21	Mark LEETON	Ducati TT2 600	4	9:50.64	9.38	53.15	2:01.18	3 64.76
3	161	21	Tyler SCOTHERN	BSA B50	4	9:52.83	11.57	52.95	2:00.45	3 65.16
4	295	21	Charles OLLIS	MZ Supa 5 250	4	10:01.29	20.03	54.95	2:20.07	2 56.03
5	223	21	Andrew FRASER	BSA Bantam 125	4	10:03.88	22.62	51.98	2:28.08	3 53.00
6	87	21	Shaun MULLIGAN	Yamaha SR500	4	10:05.13	23.87	59.78	2:08.82	3 60.92
<u>Not-Classified</u>										
	23	21	Paul HOLLIDAY	BMW R75/5 1040	3	7:54.57	DNF	64.58	1:58.66	2 66.14
	118	21	Charlie OLLIS	MZ TS250/1	3	8:10.12	DNF	57.41	2:09.25	2 60.72
	108	21	Andrew WIDDOWSON	Suzuki GSX400F	2	5:45.97	DNF	61.32	2:05.08	2 62.74

Fastest Lap

34	21	James MORALEE	Honda K4 348					1:54.34	3	68.64
----	----	---------------	--------------	--	--	--	--	---------	---	-------

Start Time : 09:56


Cadwell Park

02 Jul 17 10:08

Clerk of Course :

Time Issued :

Chief Timekeeper : Anthony Smith



THESE RESULTS ARE PROVISIONAL UNTIL THE CONCLUSION OF ANY JUDICIAL AND TECHNICAL MATTERS

HS Sports Timing and Results Systems - Results and Lap Times at www.hssports.co.uk

NOVICE CHAMPIONSHIP

LAP TIMES - RACE 23

23	Paul HOLLIDAY										
	Lap	1	2	3	4	5	6	7	8	9	10
	1	2:02.63	1:58.66	1:59.02							

34	James MORALEE										
	Lap	1	2	3	4	5	6	7	8	9	10
	1	1:56.57	1:54.92	1:54.34	2:01.34						

87	Shaun MULLIGAN										
	Lap	1	2	3	4	5	6	7	8	9	10
	1	2:12.24	2:09.12	2:08.82	2:11.48						

108	Andrew WIDDOWSON										
	Lap	1	2	3	4	5	6	7	8	9	10
	1	2:07.25	2:05.08								

118	Charlie OLLIS										
	Lap	1	2	3	4	5	6	7	8	9	10
	1	2:11.73	2:09.25	2:24.58							

161	Tyler SCOTHERN										
	Lap	1	2	3	4	5	6	7	8	9	10
	1	2:07.23	2:08.97	2:00.45	2:02.29						

191	Mark LEETON										
	Lap	1	2	3	4	5	6	7	8	9	10
	1	2:04.34	2:01.76	2:01.18	2:09.65						

223	Andrew FRASER										
	Lap	1	2	3	4	5	6	7	8	9	10
	1	2:33.74	2:29.24	2:28.08	2:29.83						

295	Charles OLLIS										
	Lap	1	2	3	4	5	6	7	8	9	10
	1	2:25.46	2:20.07	2:21.41	2:21.16						

Lap Chart

NOVICE CHAMPIONSHIP - RACE 23

Lap 1		Lap 2		Lap 3		Lap 4		Lap 5		Lap 6		Lap 7		Lap 8		Lap 9		Lap 10	
No	Time	No	Time	No	Time	No	Time	No	Time	No	Time	No	Time	No	Time	No	Time	No	Time
223	2:36.73	223	5:05.97	223	7:34.05	34	9:41.26												
295	2:58.65	295	5:18.72	34	7:39.92	191	9:50.64												
87	3:35.71	191	5:39.81	295	7:40.13	161	9:52.83												
118	3:36.29	87	5:44.83	191	7:40.99	295	10:01.29												
191	3:38.05	118	5:45.54	161	7:50.54	223	10:03.88												
108	3:40.89	34	5:45.58	87	7:53.65	87	10:05.13												
161	3:41.12	108	5:45.97	23	7:54.57														
34	3:50.66	161	5:50.09	118	8:10.12														
23	3:56.89	23	5:55.55																



GOODWIN & PALLETFORCE CHAMPIONSHIPS

RESULT - RACE 24

PI	No	Evt	Name	Machine	Laps	Time	Behind	MPH	Best Lap on	MPH
1	60	5	Richard HAWKINS	Ducati MK III 349	4	7:47.27		67.18	1:54.93	4 68.29
2	74	5	Dave MATRAVERS	Seeley 7R 350	4	8:03.43	16.16	64.94	1:58.34	4 66.32
3	195	4	Graham BULLER	Norton 40M 348	4	8:05.87	18.60	64.61	1:57.99	4 66.51
4	3	4	Nick BEDFORD	Norton Manx 348	4	8:06.07	18.80	64.58	1:57.97	4 66.53
5	18	4	Paul MATRAVERS	Norton Manx 350	4	8:47.64	1:00.37	59.50	2:07.70	4 61.46
6	209	4	Mick BALDWIN	AJS 7R 349	4	8:50.34	1:03.07	59.19	2:09.48	4 60.61
7	215	4	Ian LUCAS	Norton Manx 350	4	9:03.13	1:15.86	57.80	2:13.47	2 58.80
8	68	4	Keith RILEY	Velocette KSS 348	4	9:03.35	1:16.08	57.77	2:13.49	2 58.79
9	186	4	Sean GAUCHWIN	Royal Enfield Bullet	4	10:05.46	2:18.19	51.85	2:27.59	3 53.17

Not-Classified

96	4	Geoff LEATHER	Norton Manx 350	3	6:40.55	DNF	58.78	2:10.99	3 59.91
4	4	Ian HENSHAW	Royal Enfield Clipper	1	2:14.96	DNF	58.15	2:10.96	1 59.93

Fastest Lap

60	5	Richard HAWKINS	Ducati MK III 349					1:54.93	4 68.29
----	---	-----------------	-------------------	--	--	--	--	---------	---------

Start Time : 10:54

Cadwell Park

02 Jul 17 11:05

Clerk of Course :

Time Issued :

Chief Timekeeper : Anthony Smith

THESE RESULTS ARE PROVISIONAL UNTIL THE CONCLUSION OF ANY JUDICIAL AND TECHNICAL MATTERS

HS Sports Timing and Results Systems - Results and Lap Times at www.hssports.co.uk



GOODWIN & PALLETFORCE CHAMPIONSHIPS

RESULT - RACE 24 - EVENT 4

PI	No	Evt	Name	Machine	Laps	Time	MPH	Best Lap on	MPH	
1	195	4	Graham BULLER	Norton 40M 348	4	8:05.87	64.61	1:57.99	4 66.51	
2	3	4	Nick BEDFORD	Norton Manx 348	4	8:06.07	64.58	1:57.97	4 66.53	
3	18	4	Paul MATRAVERS	Norton Manx 350	4	8:47.64	59.50	2:07.70	4 61.46	
4	209	4	Mick BALDWIN	AJS 7R 349	4	8:50.34	59.19	2:09.48	4 60.61	
5	215	4	Ian LUCAS	Norton Manx 350	4	9:03.13	57.80	2:13.47	2 58.80	
6	68	4	Keith RILEY	Velocette KSS 348	4	9:03.35	57.77	2:13.49	2 58.79	
7	186	4	Sean GAUCHWIN	Royal Enfield Bullet	4	10:05.46	51.85	2:27.59	3 53.17	
<u>Not-Classified</u>										
	96	4	Geoff LEATHER	Norton Manx 350	3	6:40.55	DNF	58.78	2:10.99	3 59.91
	4	4	Ian HENSHAW	Royal Enfield Clipper	1	2:14.96	DNF	58.15	2:10.96	1 59.93
<u>Fastest Lap</u>										
	3	4	Nick BEDFORD	Norton Manx 348				1:57.97	4 66.53	

Start Time : 10:54

Cadwell Park

02 Jul 17 11:05

Clerk of Course :

Time Issued :

Chief Timekeeper : Anthony Smith

THESE RESULTS ARE PROVISIONAL UNTIL THE CONCLUSION OF ANY JUDICIAL AND TECHNICAL MATTERS

HS Sports Timing and Results Systems - Results and Lap Times at www.hssports.co.uk

BRITISH HISTORIC RACING

GOODWIN & PALLETFORCE CHAMPIONSHIPS

RESULT - RACE 24 - EVENT 5

Pl	No	Evt	Name	Machine	Laps	Time	MPH	Best Lap on	MPH
1	60	5	Richard HAWKINS	Ducati MK III 349	4	7:47.27	67.18	1:54.93	4 68.29
2	74	5	Dave MATRAVERS	Seeley 7R 350	4	8:03.43	64.94	1:58.34	4 66.32

Fastest Lap

60	5	Richard HAWKINS	Ducati MK III 349	1:54.93	4	68.29
----	---	-----------------	-------------------	---------	---	-------

Start Time : 10:54

Cadwell Park

02 Jul 17 11:05

Clerk of Course :

Time Issued :

Chief Timekeeper : Anthony Smith



THESE RESULTS ARE PROVISIONAL UNTIL THE CONCLUSION OF ANY JUDICIAL AND TECHNICAL MATTERS

HS Sports Timing and Results Systems - Results and Lap Times at www.hssports.co.uk

GOODWIN & PALLETFORCE CHAMPIONSHIPS

LAP TIMES - RACE 24

3	Nick BEDFORD										
	Lap	1	2	3	4	5	6	7	8	9	10
	1	2:06.14	1:59.38	1:58.76	1:57.97						

4	Ian HENSHAW										
	Lap	1	2	3	4	5	6	7	8	9	10
	1	2:10.96									

18	Paul MATRAVERS										
	Lap	1	2	3	4	5	6	7	8	9	10
	1	2:14.92	2:11.24	2:10.06	2:07.70						

60	Richard HAWKINS										
	Lap	1	2	3	4	5	6	7	8	9	10
	1	1:59.41	1:55.36	1:56.00	1:54.93						

68	Keith RILEY										
	Lap	1	2	3	4	5	6	7	8	9	10
	1	2:17.02	2:13.49	2:15.49	2:13.67						

74	Dave MATRAVERS										
	Lap	1	2	3	4	5	6	7	8	9	10
	1	2:03.11	2:00.74	1:59.25	1:58.34						

96	Geoff LEATHER										
	Lap	1	2	3	4	5	6	7	8	9	10
	1	2:14.28	2:11.30	2:10.99							

186	Sean GAUCHWIN										
	Lap	1	2	3	4	5	6	7	8	9	10
	1	2:32.37	2:28.47	2:27.59	2:33.17						

195	Graham BULLER										
	Lap	1	2	3	4	5	6	7	8	9	10
	1	2:05.28	1:59.26	1:58.97	1:57.99						

209	Mick BALDWIN										
	Lap	1	2	3	4	5	6	7	8	9	10
	1	2:15.56	2:09.94	2:10.38	2:09.48						

215	Ian LUCAS										
	Lap	1	2	3	4	5	6	7	8	9	10
	1	2:14.65	2:13.47	2:15.61	2:14.33						

Lap Chart

GOODWIN & PALLETFORCE CHAMPIONSHIPS - RACE 24

Lap 1		Lap 2		Lap 3		Lap 4		Lap 5		Lap 6		Lap 7		Lap 8		Lap 9		Lap 10	
No	Time	No	Time	No	Time	No	Time	No	Time	No	Time	No	Time	No	Time	No	Time	No	Time
60	2:00.98	60	3:56.34	60	5:52.34	60	7:47.27												
74	2:05.10	74	4:05.84	74	6:05.09	74	8:03.43												
195	2:09.65	195	4:08.91	195	6:07.88	195	8:05.87												
3	2:09.96	3	4:09.34	3	6:08.10	3	8:06.07												
4	2:14.96	96	4:29.56	18	6:39.94	18	8:47.64												
96	2:18.26	18	4:29.88	96	6:40.55	209	8:50.34												
18	2:18.64	209	4:30.48	209	6:40.86	215	9:03.13												
215	2:19.72	215	4:33.19	215	6:48.80	68	9:03.35												
209	2:20.54	68	4:34.19	68	6:49.68	186	10:05.46												
68	2:20.70	186	5:04.70	186	7:32.29														
186	2:36.23																		



SUPERMONO GB & CLASSIC RACER MAGAZINE CHAMPIONSHIPS

RESULT - RACE 25

PI	No	Evt	Name	Machine	Laps	Time	Behind	MPH	Best Lap on	MPH
1	98	13	Carl SMALLEY	BMW K100	4	7:18.17		71.64	1:47.01	2 73.34
2	213	13	Gary PORTER	BSA Rob North 930	4	7:29.80	11.63	69.79	1:49.07	3 71.95
3	59	22	Daniel LEDGER	KTM SMC 650	4	7:31.04	12.87	69.60	1:50.71	3 70.89
4	107	22	Clive SOMERFIELD	Honda Kerby 500	4	7:51.85	33.68	66.53	1:56.33	2 67.46
5	23	13	Paul HOLLIDAY	BMW R75/5 1040	4	7:51.98	33.81	66.51	1:55.87	2 67.73
6	75	22	James LUCK	Tigcraft Yamaha 700	4	7:52.65	34.48	66.42	1:55.60	4 67.89
7	264	13	Nic POWELL	Moto Guzzi 744	4	8:18.59	1:00.42	62.96	2:01.44	4 64.62
8	257	13	Richard STUBBS	BMW R100 980	4	8:18.73	1:00.56	62.94	2:02.38	4 64.13
9	191	13	Mark LEETON	Ducati TT2 600	4	8:19.37	1:01.20	62.86	2:01.69	4 64.49
10	271	13	Phil BOOTHERSTONE	Triumph Daytona 490	4	8:31.58	1:13.41	61.36	2:04.57	3 63.00
11	118	13	Charlie OLLIS	MZ TS250/1	4	8:46.50	1:28.33	59.62	2:06.88	4 61.85
12	154	13	Dave FITZPATRICK	Laverda Montjuic 499	4	8:56.40	1:38.23	58.52	2:11.72	4 59.58
13	295	13	Charles OLLIS	MZ Supa 5 250	4	9:33.11	2:14.94	54.77	2:20.73	4 55.77

Not-Classified

71	13	Gary HIRONS	Norton Interpol 2	3	6:16.30	DNF	62.57	2:02.90	1	63.86
----	----	-------------	-------------------	---	---------	-----	-------	---------	---	-------

Fastest Lap

98	13	Carl SMALLEY	BMW K100					1:47.01	2	73.34
----	----	--------------	----------	--	--	--	--	---------	---	-------

Start Time : 11:10

Cadwell Park

02 Jul 17 11:21

Clerk of Course :

Time Issued :

Chief Timekeeper : Anthony Smith

THESE RESULTS ARE PROVISIONAL UNTIL THE CONCLUSION OF ANY JUDICIAL AND TECHNICAL MATTERS

HS Sports Timing and Results Systems - Results and Lap Times at www.hssports.co.uk



SUPERMONO GB & CLASSIC RACER MAGAZINE CHAMPIONSHIPS

RESULT - RACE 25 - EVENT 13

PI	No	Evt	Name	Machine	Laps	Time	MPH	Best Lap on	MPH
1	98	13	Carl SMALLEY	BMW K100	4	7:18.17	71.64	1:47.01	2 73.34
2	213	13	Gary PORTER	BSA Rob North 930	4	7:29.80	69.79	1:49.07	3 71.95
3	23	13	Paul HOLLIDAY	BMW R75/5 1040	4	7:51.98	66.51	1:55.87	2 67.73
4	264	13	Nic POWELL	Moto Guzzi 744	4	8:18.59	62.96	2:01.44	4 64.62
5	257	13	Richard STUBBS	BMW R100 980	4	8:18.73	62.94	2:02.38	4 64.13
6	191	13	Mark LEETON	Ducati TT2 600	4	8:19.37	62.86	2:01.69	4 64.49
7	271	13	Phil BOOTHERSTONE	Triumph Daytona 490	4	8:31.58	61.36	2:04.57	3 63.00
8	118	13	Charlie OLLIS	MZ TS250/1	4	8:46.50	59.62	2:06.88	4 61.85
9	154	13	Dave FITZPATRICK	Laverda Montjuic 499	4	8:56.40	58.52	2:11.72	4 59.58
10	295	13	Charles OLLIS	MZ Supa 5 250	4	9:33.11	54.77	2:20.73	4 55.77

Not-Classified

71	13	Gary HIRONS	Norton Interpol 2	3	6:16.30	DNF	62.57	2:02.90	1 63.86
----	----	-------------	-------------------	---	---------	-----	-------	---------	---------

Fastest Lap

98	13	Carl SMALLEY	BMW K100				71.64	1:47.01	2 73.34
----	----	--------------	----------	--	--	--	-------	---------	---------

Start Time : 11:10

Cadwell Park

02 Jul 17 11:22

Clerk of Course :

Time Issued :

Chief Timekeeper : Anthony Smith

THESE RESULTS ARE PROVISIONAL UNTIL THE CONCLUSION OF ANY JUDICIAL AND TECHNICAL MATTERS

HS Sports Timing and Results Systems - Results and Lap Times at www.hssports.co.uk



SUPERMONO GB & CLASSIC RACER MAGAZINE CHAMPIONSHIPS

RESULT - RACE 25 - EVENT 22

PI	No	Evt	Name	Machine	Laps	Time	MPH	Best Lap on	MPH
1	59	22	Daniel LEDGER	KTM SMC 650	4	7:31.04	69.60	1:50.71	3 70.89
2	107	22	Clive SOMERFIELD	Honda Kerby 500	4	7:51.85	66.53	1:56.33	2 67.46
3	75	22	James LUCK	Tigcraft Yamaha 700	4	7:52.65	66.42	1:55.60	4 67.89

Fastest Lap

59 22 Daniel LEDGER KTM SMC 650 1:50.71 3 70.89

Start Time : 11:10

Cadwell Park

02 Jul 17 11:22

Clerk of Course :

Time Issued :

Chief Timekeeper : Anthony Smith

THESE RESULTS ARE PROVISIONAL UNTIL THE CONCLUSION OF ANY JUDICIAL AND TECHNICAL MATTERS

HS Sports Timing and Results Systems - Results and Lap Times at www.hssports.co.uk

SUPERMONO GB & CLASSIC RACER MAGAZINE CHAMPIONSHIPS

LAP TIMES - RACE 25

23	Paul HOLLIDAY										
	Lap	1	2	3	4	5	6	7	8	9	10
	1	1:58.91	1:55.87	1:56.03	1:56.54						
59	Daniel LEDGER										
	Lap	1	2	3	4	5	6	7	8	9	10
	1	1:55.95	1:51.13	1:50.71	1:51.01						
71	Gary HIRONS										
	Lap	1	2	3	4	5	6	7	8	9	10
	1	2:02.90	2:04.68	2:03.83							
75	James LUCK										
	Lap	1	2	3	4	5	6	7	8	9	10
	1	2:02.12	1:56.18	1:56.40	1:55.60						
98	Carl SMALLEY										
	Lap	1	2	3	4	5	6	7	8	9	10
	1	1:50.78	1:47.01	1:48.44	1:49.01						
107	Clive SOMERFIELD										
	Lap	1	2	3	4	5	6	7	8	9	10
	1	1:58.68	1:56.33	1:57.02	1:57.73						
118	Charlie OLLIS										
	Lap	1	2	3	4	5	6	7	8	9	10
	1	2:17.61	2:08.73	2:07.17	2:06.88						
154	Dave FITZPATRICK										
	Lap	1	2	3	4	5	6	7	8	9	10
	1	2:15.55	2:12.93	2:11.81	2:11.72						
191	Mark LEETON										
	Lap	1	2	3	4	5	6	7	8	9	10
	1	2:05.35	2:03.35	2:05.03	2:01.69						
213	Gary PORTER										
	Lap	1	2	3	4	5	6	7	8	9	10
	1	1:56.80	1:50.57	1:49.07	1:49.40						
257	Richard STUBBS										
	Lap	1	2	3	4	5	6	7	8	9	10
	1	2:04.83	2:02.77	2:03.49	2:02.38						
264	Nic POWELL										
	Lap	1	2	3	4	5	6	7	8	9	10
	1	2:03.86	2:04.08	2:04.35	2:01.44						
271	Phil BOOTHERSTONE										
	Lap	1	2	3	4	5	6	7	8	9	10
	1	2:09.66	2:06.27	2:04.57	2:05.65						

295 Charles OLLIS

Lap	1	2	3	4	5	6	7	8	9	10
1	2:23.87	2:21.36	2:21.04	2:20.73						

Lap Chart

SUPERMONO GB & CLASSIC RACER MAGAZINE CHAMPIONSHIPS - RACE 25

Lap 1		Lap 2		Lap 3		Lap 4		Lap 5		Lap 6		Lap 7		Lap 8		Lap 9		Lap 10	
No	Time	No	Time	No	Time	No	Time	No	Time	No	Time	No	Time	No	Time	No	Time	No	Time
98	1:53.71	98	3:40.72	98	5:29.16	98	7:18.17												
59	1:58.19	59	3:49.32	59	5:40.03	213	7:29.80												
213	2:00.76	213	3:51.33	213	5:40.40	59	7:31.04												
107	2:00.77	107	3:57.10	107	5:54.12	107	7:51.85												
23	2:03.54	23	3:59.41	23	5:55.44	23	7:51.98												
75	2:04.47	75	4:00.65	75	5:57.05	75	7:52.65												
71	2:07.79	71	4:12.47	71	6:16.30	264	8:18.59												
264	2:08.72	191	4:12.65	257	6:16.35	257	8:18.73												
191	2:09.30	264	4:12.80	264	6:17.15	191	8:19.37												
257	2:10.09	257	4:12.86	191	6:17.68	271	8:31.58												
271	2:15.09	271	4:21.36	271	6:25.93	118	8:46.50												
154	2:19.94	118	4:32.45	118	6:39.62	154	8:56.40												
118	2:23.72	154	4:32.87	154	6:44.68	295	9:33.11												
295	2:29.98	295	4:51.34	295	7:12.38														



PENGUIN SPEED SHOP & SIDECAR RADIO CHAMPIONSHIPS

RESULT - RACE 26

PI	No	Evt	Name	Machine	Laps	Time	Behind	MPH	Best Lap on	MPH
1	33	18	HEGARTY/ NEAVE	BMW K100	4	8:15.03		63.41	2:02.12	2 64.26
2	98	18	GAGG/ HASE	BMW K100 1093	4	8:26.50	11.47	61.98	2:04.65	2 62.96
3	47	17	BIBBY/ HEANEY	Morgan	4	8:39.76	24.73	60.40	2:00.15	4 65.32
4	34	17	TUER/ TUER	Morgan Racing 1208	4	8:39.86	24.83	60.39	2:00.91	4 64.91
5	13	18	LORRIMAN/ THOMAS	BMW K100 1000	4	8:59.96	44.93	58.14	2:11.48	2 59.69
6	96	18	WILKINS/ WILKINS	BMW K100 1200	4	9:00.16	45.13	58.12	2:11.83	3 59.53
7	49	18	JONES/ BROWN	BMW K100 987	4	9:00.75	45.72	58.05	2:11.13	3 59.85
8	187	17	ABRAHAMS ABRAHAMS/	Vincent Rapide 998	4	9:02.16	47.13	57.90	2:07.41	3 61.60
9	27	17	HUTCHINSON/ WHITTAKER	Berkeley T60 1293	4	9:12.73	57.70	56.79	2:10.27	2 60.24
10	25	18	WHITAKER/ ALLEN	BMW K100 1000	4	9:19.44	1:04.41	56.11	2:16.72	2 57.40
11	2	18	KEMP/ THOW	Moto Guzzi Le Mans 950	4	10:16.02	2:00.99	50.96	2:30.10	1 52.29
<u>Not-Classified</u>										
	59	17	METTAM/ SIMONS-WESTON	Ward Mogvin 1247	1	3:04.82	DNF	42.46	2:36.26	1 50.22
	92	18	ROOME/ CLOWES	BMW K100 1000	0		Starter			
<u>Fastest Lap</u>										
	47	17	BIBBY/ HEANEY	Morgan					2:00.15	4 65.32

Start Time : 11:28

Cadwell Park

02 Jul 17 11:39

Clerk of Course :

Time Issued :

Chief Timekeeper : Anthony Smith

THESE RESULTS ARE PROVISIONAL UNTIL THE CONCLUSION OF ANY JUDICIAL AND TECHNICAL MATTERS

HS Sports Timing and Results Systems - Results and Lap Times at www.hssports.co.uk



PENGUIN SPEED SHOP & SIDECAR RADIO CHAMPIONSHIPS

RESULT - RACE 26 - EVENT 17

PI	No	Evt	Name	Machine	Laps	Time	MPH	Best Lap on	MPH
1	47	17	BIBBY/ HEANEY	Morgan	4	8:39.76	60.40	2:00.15	4 65.32
2	34	17	TUER/ TUER	Morgan Racing 1208	4	8:39.86	60.39	2:00.91	4 64.91
3	187	17	ABRAHAMS ABRAHAMS/	Vincent Rapide 998	4	9:02.16	57.90	2:07.41	3 61.60
4	27	17	HUTCHINSON/ WHITTAKER	Berkeley T60 1293	4	9:12.73	56.79	2:10.27	2 60.24

Not-Classified

59	17	METTAM/ SIMONS-WESTON	Ward Mogvin 1247	1	3:04.82	DNF	42.46	2:36.26	1 50.22
----	----	-----------------------	------------------	---	---------	-----	-------	---------	---------

Fastest Lap

47	17	BIBBY/ HEANEY	Morgan					2:00.15	4 65.32
----	----	---------------	--------	--	--	--	--	---------	---------

Start Time : 11:28

Cadwell Park

02 Jul 17 11:39

Clerk of Course :

Time Issued :

Chief Timekeeper : Anthony Smith

THESE RESULTS ARE PROVISIONAL UNTIL THE CONCLUSION OF ANY JUDICIAL AND TECHNICAL MATTERS

HS Sports Timing and Results Systems - Results and Lap Times at www.hssports.co.uk



PENGUIN SPEED SHOP & SIDECAR RADIO CHAMPIONSHIPS

RESULT - RACE 26 - EVENT 18

PI	No	Evt	Name	Machine	Laps	Time	MPH	Best Lap on	MPH
1	33	18	HEGARTY/ NEAVE	BMW K100	4	8:15.03	63.41	2:02.12	2 64.26
2	98	18	GAGG/ HASE	BMW K100 1093	4	8:26.50	61.98	2:04.65	2 62.96
3	13	18	LORRIMAN/ THOMAS	BMW K100 1000	4	8:59.96	58.14	2:11.48	2 59.69
4	96	18	WILKINS/ WILKINS	BMW K100 1200	4	9:00.16	58.12	2:11.83	3 59.53
5	49	18	JONES/ BROWN	BMW K100 987	4	9:00.75	58.05	2:11.13	3 59.85
6	25	18	WHITAKER/ ALLEN	BMW K100 1000	4	9:19.44	56.11	2:16.72	2 57.40
7	2	18	KEMP/ THOW	Moto Guzzi Le Mans 950	4	10:16.02	50.96	2:30.10	1 52.29

Not-Classified

92	18	ROOME/ CLOWES	BMW K100 1000	0	Starter
----	----	---------------	---------------	---	---------

Fastest Lap

33	18	HEGARTY/ NEAVE	BMW K100		2:02.12	2	64.26
----	----	----------------	----------	--	---------	---	-------

Start Time : 11:28

Cadwell Park

02 Jul 17 11:39

Clerk of Course :

Time Issued :

Chief Timekeeper : Anthony Smith

THESE RESULTS ARE PROVISIONAL UNTIL THE CONCLUSION OF ANY JUDICIAL AND TECHNICAL MATTERS

HS Sports Timing and Results Systems - Results and Lap Times at www.hssports.co.uk

PENGUIN SPEED SHOP & SIDECAR RADIO CHAMPIONSHIPS

LAP TIMES - RACE 26

2	KEMP/ THOW										
	Lap	1	2	3	4	5	6	7	8	9	10
	1	2:30.10	2:33.36	2:33.51	2:35.52						
13	LORRIMAN/ THOMAS										
	Lap	1	2	3	4	5	6	7	8	9	10
	1	2:18.75	2:11.48	2:12.62	2:13.16						
25	WHITAKER/ ALLEN										
	Lap	1	2	3	4	5	6	7	8	9	10
	1	2:22.85	2:16.72	2:17.46	2:17.90						
27	HUTCHINSON/ WHITTAKER										
	Lap	1	2	3	4	5	6	7	8	9	10
	1	2:12.23	2:10.27	2:12.07	2:10.54						
33	HEGARTY/ NEAVE										
	Lap	1	2	3	4	5	6	7	8	9	10
	1	2:05.25	2:02.12	2:02.21	2:02.75						
34	TUER/ TUER										
	Lap	1	2	3	4	5	6	7	8	9	10
	1	2:05.12	2:03.56	2:03.53	2:00.91						
47	BIBBY/ HEANEY										
	Lap	1	2	3	4	5	6	7	8	9	10
	1	2:06.06	2:04.45	2:02.39	2:00.15						
49	JONES/ BROWN										
	Lap	1	2	3	4	5	6	7	8	9	10
	1	2:19.92	2:13.56	2:11.13	2:12.52						
59	METTAM/ SIMONS-WESTON										
	Lap	1	2	3	4	5	6	7	8	9	10
	1	2:36.26									
96	WILKINS/ WILKINS										
	Lap	1	2	3	4	5	6	7	8	9	10
	1	2:17.70	2:13.39	2:11.83	2:13.05						
98	GAGG/ HASE										
	Lap	1	2	3	4	5	6	7	8	9	10
	1	2:06.86	2:04.65	2:05.13	2:05.53						
187	ABRAHAMS ABRAHAMS/										
	Lap	1	2	3	4	5	6	7	8	9	10
	1	2:10.60	2:08.93	2:07.41	2:08.31						

Lap Chart

PENGUIN SPEED SHOP & SIDECAR RADIO CHAMPIONSHIPS - RACE 26

Lap 1		Lap 2		Lap 3		Lap 4		Lap 5		Lap 6		Lap 7		Lap 8		Lap 9		Lap 10	
No	Time	No	Time	No	Time	No	Time	No	Time	No	Time	No	Time	No	Time	No	Time	No	Time
33	2:07.95	33	4:10.07	33	6:12.28	33	8:15.03												
98	2:11.19	98	4:15.84	98	6:20.97	98	8:26.50												
96	2:21.89	13	4:34.18	34	6:38.95	47	8:39.76												
13	2:22.70	96	4:35.28	47	6:39.61	34	8:39.86												
49	2:23.54	34	4:35.42	13	6:46.80	13	8:59.96												
25	2:27.36	49	4:37.10	96	6:47.11	96	9:00.16												
34	2:31.86	47	4:37.22	49	6:48.23	49	9:00.75												
47	2:32.77	25	4:44.08	187	6:53.85	187	9:02.16												
2	2:33.63	187	4:46.44	25	7:01.54	27	9:12.73												
187	2:37.51	27	4:50.12	27	7:02.19	25	9:19.44												
27	2:39.85	2	5:06.99	2	7:40.50	2	10:16.02												
59	3:04.82																		



TUERS GARAGE, LACEY DUCATI & REX CAUNT RACING CHAMPS.

RESULT - RACE 27

PI	No	Evt	Name	Machine	Laps	Time	Behind	MPH	Best Lap on	MPH
1	60	12	Richard HAWKINS	Ducati MK III 349	4	7:42.89		67.82	1:52.36	2 69.85
2	81	12	Michael FOX	Ducati MKIII 350	4	7:53.96	11.07	66.23	1:55.47	4 67.97
3	94	12	Geoff MILLS	Ducati Harrison 350	4	7:55.30	12.41	66.05	1:56.12	3 67.59
4	150	11	Robert DUESBURY	BSA Bantam 175	4	8:13.54	30.65	63.61	1:58.53	4 66.21
5	36	11	Ian SCUTT	BSA Bantam 125	4	8:15.12	32.23	63.40	2:00.30	3 65.24
6	33	11	Mike POWELL	BSA Bantam 123	4	8:16.18	33.29	63.27	1:59.90	3 65.45
7	253	12	Scott HARRIS	Ducat MKIII 350	4	8:17.53	34.64	63.10	2:02.96	4 63.83
8	165	12	Jim PORTER	Ducati Sebring 350	4	8:41.27	58.38	60.22	2:08.27	3 61.18
9	51	11	Michael BROWN	BSA Bantam 125	4	8:41.97	59.08	60.14	2:03.30	4 63.65
10	52	11	Robbie BROWN	BSA Bantam 175	4	8:54.87	1:11.98	58.69	2:10.57	4 60.11
11	68	1	Keith RILEY	Velocette KSS 348	4	8:57.36	1:14.47	58.42	2:11.54	3 59.66
12	297	1	Samuel PAGE	Velocette Mac 350	4	9:18.99	1:36.10	56.16	2:17.71	4 56.99
13	259	12	Richard BOOL	Ducati Mach I 250	4	9:35.55	1:52.66	54.54	2:20.80	3 55.74
14	44	1	Michael HARRISON	New Imperial GP 349	4	9:45.60	2:02.71	53.61	2:22.75	4 54.98
15	223	11	Andrew FRASER	BSA Bantam 125	4	10:08.84	2:25.95	51.56	2:28.46	2 52.86
16	89	11	Andy SEED	BSA Bantam 175	3	7:59.06	1 Lap	49.15	2:34.94	3 50.65

Not-Classified

22	12	Rod GRAHAM	Ducati MKIII 450	2	4:14.99	DNF	61.56	2:01.22	1 64.74
271	11	Phil BOOTHERSTONE	Triumph Tiger Cub 199	1	2:29.69	DNF	52.43	2:21.86	1 55.32

Fastest Lap

60	12	Richard HAWKINS	Ducati MK III 349					1:52.36	2 69.85
----	----	-----------------	-------------------	--	--	--	--	---------	---------

Start Time : 11:47

Cadwell Park

02 Jul 17 11:58

Clerk of Course :

Time Issued :

Chief Timekeeper : Anthony Smith

THESE RESULTS ARE PROVISIONAL UNTIL THE CONCLUSION OF ANY JUDICIAL AND TECHNICAL MATTERS

HS Sports Timing and Results Systems - Results and Lap Times at www.hssports.co.uk



TUERS GARAGE, LACEY DUCATI & REX CAUNT RACING CHAMPS.

RESULT - RACE 27 - EVENT 1

PI	No	Evt	Name	Machine	Laps	Time	MPH	Best Lap on	MPH
1	68	1	Keith RILEY	Velocette KSS 348	4	8:57.36	58.42	2:11.54	3 59.66
2	297	1	Samuel PAGE	Velocette Mac 350	4	9:18.99	56.16	2:17.71	4 56.99
3	44	1	Michael HARRISON	New Imperial GP 349	4	9:45.60	53.61	2:22.75	4 54.98

Fastest Lap

68 1 Keith RILEY Velocette KSS 348 2:11.54 3 59.66

Start Time : 11:47

Cadwell Park

02 Jul 17 11:59

Clerk of Course :

Time Issued :

Chief Timekeeper : Anthony Smith

THESE RESULTS ARE PROVISIONAL UNTIL THE CONCLUSION OF ANY JUDICIAL AND TECHNICAL MATTERS

HS Sports Timing and Results Systems - Results and Lap Times at www.hssports.co.uk



TUERS GARAGE, LACEY DUCATI & REX CAUNT RACING CHAMPS.

RESULT - RACE 27 - EVENT 11

PI	No	Evt	Name	Machine	Laps	Time	MPH	Best Lap on	MPH
1	150	11	Robert DUESBURY	BSA Bantam 175	4	8:13.54	63.61	1:58.53	4 66.21
2	36	11	Ian SCUTT	BSA Bantam 125	4	8:15.12	63.40	2:00.30	3 65.24
3	33	11	Mike POWELL	BSA Bantam 123	4	8:16.18	63.27	1:59.90	3 65.45
4	51	11	Michael BROWN	BSA Bantam 125	4	8:41.97	60.14	2:03.30	4 63.65
5	52	11	Robbie BROWN	BSA Bantam 175	4	8:54.87	58.69	2:10.57	4 60.11
6	223	11	Andrew FRASER	BSA Bantam 125	4	10:08.84	51.56	2:28.46	2 52.86
7	89	11	Andy SEED	BSA Bantam 175	3	7:59.06	49.15	2:34.94	3 50.65

Not-Classified

271	11	Phil BOOTHERSTONE	Triumph Tiger Cub 199	1	2:29.69	DNF	52.43	2:21.86	1 55.32
-----	----	-------------------	-----------------------	---	---------	-----	-------	---------	---------

Fastest Lap

150	11	Robert DUESBURY	BSA Bantam 175				1:58.53	4 66.21
-----	----	-----------------	----------------	--	--	--	---------	---------

Start Time : 11:47

Cadwell Park

02 Jul 17 11:59

Clerk of Course :

Time Issued :

Chief Timekeeper : Anthony Smith

THESE RESULTS ARE PROVISIONAL UNTIL THE CONCLUSION OF ANY JUDICIAL AND TECHNICAL MATTERS

HS Sports Timing and Results Systems - Results and Lap Times at www.hssports.co.uk



TUERS GARAGE, LACEY DUCATI & REX CAUNT RACING CHAMPS.

RESULT - RACE 27 - EVENT 12

PI	No	Evt	Name	Machine	Laps	Time	MPH	Best Lap on	MPH
1	60	12	Richard HAWKINS	Ducati MK III 349	4	7:42.89	67.82	1:52.36	2 69.85
2	81	12	Michael FOX	Ducati MKIII 350	4	7:53.96	66.23	1:55.47	4 67.97
3	94	12	Geoff MILLS	Ducati Harrison 350	4	7:55.30	66.05	1:56.12	3 67.59
4	253	12	Scott HARRIS	Ducat MKIII 350	4	8:17.53	63.10	2:02.96	4 63.83
5	165	12	Jim PORTER	Ducati Sebring 350	4	8:41.27	60.22	2:08.27	3 61.18
6	259	12	Richard BOOL	Ducati Mach I 250	4	9:35.55	54.54	2:20.80	3 55.74

Not-Classified

22	12	Rod GRAHAM	Ducati MKIII 450	2	4:14.99	DNF	61.56	2:01.22	1 64.74
----	----	------------	------------------	---	---------	-----	-------	---------	---------

Fastest Lap

60	12	Richard HAWKINS	Ducati MK III 349				1:52.36	2 69.85
----	----	-----------------	-------------------	--	--	--	---------	---------

Start Time : 11:47

Cadwell Park

02 Jul 17 11:59

Clerk of Course :

Time Issued :

Chief Timekeeper : Anthony Smith

THESE RESULTS ARE PROVISIONAL UNTIL THE CONCLUSION OF ANY JUDICIAL AND TECHNICAL MATTERS

HS Sports Timing and Results Systems - Results and Lap Times at www.hssports.co.uk

TUERS GARAGE, LACEY DUCATI & REX CAUNT RACING CHAMPS.

LAP TIMES - RACE 27

22	Rod GRAHAM										
	Lap	1	2	3	4	5	6	7	8	9	10
	1	2:01.22	2:09.96								
33	Mike POWELL										
	Lap	1	2	3	4	5	6	7	8	9	10
	1	2:05.63	2:03.10	1:59.90	2:01.02						
36	Ian SCUTT										
	Lap	1	2	3	4	5	6	7	8	9	10
	1	2:05.45	2:01.89	2:00.30	2:00.54						
44	Michael HARRISON										
	Lap	1	2	3	4	5	6	7	8	9	10
	1	2:30.44	2:25.81	2:23.09	2:22.75						
51	Michael BROWN										
	Lap	1	2	3	4	5	6	7	8	9	10
	1	2:09.73	2:16.89	2:05.12	2:03.30						
52	Robbie BROWN										
	Lap	1	2	3	4	5	6	7	8	9	10
	1	2:13.35	2:11.53	2:11.85	2:10.57						
60	Richard HAWKINS										
	Lap	1	2	3	4	5	6	7	8	9	10
	1	2:00.37	1:52.36	1:52.65	1:52.97						
68	Keith RILEY										
	Lap	1	2	3	4	5	6	7	8	9	10
	1	2:18.07	2:13.86	2:11.54	2:11.90						
81	Michael FOX										
	Lap	1	2	3	4	5	6	7	8	9	10
	1	2:01.64	1:56.73	1:56.07	1:55.47						
89	Andy SEED										
	Lap	1	2	3	4	5	6	7	8	9	10
	1	2:38.25	2:36.68	2:34.94							
94	Geoff MILLS										
	Lap	1	2	3	4	5	6	7	8	9	10
	1	2:01.48	1:57.03	1:56.12	1:57.04						
150	Robert DUESBURY										
	Lap	1	2	3	4	5	6	7	8	9	10
	1	2:05.78	2:03.36	1:59.49	1:58.53						
165	Jim PORTER										
	Lap	1	2	3	4	5	6	7	8	9	10
	1	2:11.35	2:08.42	2:08.27	2:08.70						

223 Andrew FRASER

Lap	1	2	3	4	5	6	7	8	9	10
1	2:29.35	2:28.46	2:30.17	2:30.84						

253 Scott HARRIS

Lap	1	2	3	4	5	6	7	8	9	10
1	2:04.59	2:03.22	2:03.19	2:02.96						

259 Richard BOOL

Lap	1	2	3	4	5	6	7	8	9	10
1	2:25.59	2:22.57	2:20.80	2:21.20						

271 Phil BOOTHERSTONE

Lap	1	2	3	4	5	6	7	8	9	10
1	2:21.86									

297 Samuel PAGE

Lap	1	2	3	4	5	6	7	8	9	10
1	2:20.74	2:19.02	2:18.34	2:17.71						

Lap Chart

TUERS GARAGE, LACEY DUCATI & REX CAUNT RACING CHAMPS. - RACE 27

Lap 1		Lap 2		Lap 3		Lap 4		Lap 5		Lap 6		Lap 7		Lap 8		Lap 9		Lap 10	
No	Time	No	Time	No	Time	No	Time	No	Time	No	Time	No	Time	No	Time	No	Time	No	Time
60	2:04.91	60	3:57.27	60	5:49.92	60	7:42.89												
22	2:05.03	94	4:02.14	94	5:58.26	81	7:53.96												
94	2:05.11	81	4:02.42	81	5:58.49	94	7:55.30												
81	2:05.69	253	4:11.38	253	6:14.57	89	7:59.06	*1											
253	2:08.16	36	4:14.28	36	6:14.58	150	8:13.54												
150	2:12.16	22	4:14.99	150	6:15.01	36	8:15.12												
33	2:12.16	33	4:15.26	33	6:15.16	33	8:16.18												
36	2:12.39	150	4:15.52	165	6:32.57	253	8:17.53												
165	2:15.88	165	4:24.30	51	6:38.67	165	8:41.27												
51	2:16.66	52	4:32.45	52	6:44.30	51	8:41.97												
68	2:20.06	51	4:33.55	68	6:45.46	52	8:54.87												
52	2:20.92	68	4:33.92	297	7:01.28	68	8:57.36												
297	2:23.92	297	4:42.94	259	7:14.35	297	9:18.99												
271	2:29.69	259	4:53.55	44	7:22.85	259	9:35.55												
259	2:30.98	44	4:59.76	223	7:38.00	44	9:45.60												
44	2:33.95	223	5:07.83			223	10:08.84												
223	2:39.37	89	5:24.12																
89	2:47.44																		



BSSO SOLO SCOOTER CHAMPIONSHIP

RESULT - RACE 28

PI	No	Evt	Name	Machine	Laps	Time	Behind	MPH	Best Lap on	MPH
1	7	4	Darren CONNEELY	Lambretta 220	4	8:03.64		64.91	1:57.26	3 66.93
2	5	Op	Lee BAMBER	Gilera Runner	4	8:09.98	6.34	64.07	1:53.32	4 69.26
3	101	Op	Gary PEACOCK	Aprilia SR125	4	8:10.10	6.46	64.05	1:52.92	4 69.50
4	63	4	David BRISTOW	Lambretta Replay 210	4	8:22.72	19.08	62.44	2:04.14	4 63.22
5	16	4	Chris GEYTON	Lambretta GP200	4	8:23.74	20.10	62.32	2:03.48	3 63.56
6	3	Ev	Justin PRICE	Lambretta GP200	4	8:29.40	25.76	61.63	2:03.82	3 63.38
7	24	4	Darren WESTGARTH	Lambretta GP 205	4	8:32.67	29.03	61.23	2:06.20	3 62.19
8	71	Op	Warren WILKINSON	Gilera Runner179	4	8:32.89	29.25	61.21	1:59.18	4 65.85
9	14	Op	Stewart MCKENZIE	Vespa 256	4	8:36.49	32.85	60.78	2:06.14	3 62.22
10	18	4	Dan LEWIS	Lambretta GP200	4	8:39.70	36.06	60.40	2:07.05	3 61.77
11	4	Ev	Stephen GRAVES	Lambretta Production 20	4	8:40.01	36.37	60.37	2:07.41	2 61.60
12	81	Ev	James LANCASTER	Lambretta Franspeed	4	8:50.77	47.13	59.14	2:10.19	4 60.28
13	47	Ev	Graham TATTON	Lambretta GP200	4	8:51.37	47.73	59.08	2:09.77	3 60.48
14	66	Op	Scott CHAPMAN	Gilera Runner 172	4	8:54.08	50.44	58.78	2:02.47	3 64.08
15	28	Op	Stephen WRIGHT	Gilera Runner PSN 180	4	9:01.23	57.59	58.00	2:06.80	4 61.89
16	41	Ev	Stuart DAY	Lambretta GP 230	4	9:01.74	58.10	57.95	2:11.88	3 59.51
17	8	Ev	David DELANEY	Lambretta SRP200	4	9:01.79	58.15	57.94	2:11.92	3 59.49
18	64	Ev	Pat WICKHAM	Lambretta GP 200	4	9:03.20	59.56	57.79	2:13.01	3 59.00
19	116	Ev	Shaun FAIRHEAD	Lambretta GP200 200	4	9:09.96	1:06.32	57.08	2:14.34	4 58.42
20	99	Ev	Andy BARNES	Lambretta TV 200	4	9:10.30	1:06.66	57.05	2:14.96	3 58.15
21	92	Ev	Tim SIMPSON	Lambretta LI 200	4	9:10.39	1:06.75	57.04	2:13.69	2 58.70
22	129	Ev	Jeremy STEEL	Lambretta 200	4	9:11.27	1:07.63	56.94	2:14.32	4 58.43
23	20	Op	David WILSON	Scomadi 172	4	9:18.22	1:14.58	56.24	2:12.11	4 59.41
24	111	Ev	Liam DUNN	Lambretta GP200	4	9:21.89	1:18.25	55.87	2:17.81	2 56.95
25	68	Ev	Shaun NICKELLS	Lambretta LI 200	4	9:33.08	1:29.44	54.78	2:19.34	3 56.32
26	90	Ev	Andrew WALKER	Lambretta GP200	4	9:37.99	1:34.35	54.31	2:20.99	4 55.66
27	112	Ev	David MARSDEN	Lambretta GP200	4	10:21.47	2:17.83	50.51	2:24.15	2 54.44
28	131	Ev	Andrew DUNCAN	Lambretta GP200	4	10:24.95	2:21.31	50.23	2:24.72	4 54.23
29	91	Op	Mark ROBINSON	Lambretta Jet200	3	8:19.75	1 Lap	47.11	2:33.58	3 51.10
30	94	Ev	Graeme LAKE	Lambretta GP 198	3	8:33.96	1 Lap	45.81	2:47.54	2 46.84

Not-Classified

52 Op John WOODS Gilera Runner 179 0 Starter

Fastest Lap

101 Op Gary PEACOCK Aprilia SR125 1:52.92 4 69.50

Start Time : 12:05

Cadwell Park

02 Jul 17 12:18

Clerk of Course :

Time Issued :

Chief Timekeeper : Anthony Smith

THESE RESULTS ARE PROVISIONAL UNTIL THE CONCLUSION OF ANY JUDICIAL AND TECHNICAL MATTERS

HS Sports Timing and Results Systems - Results and Lap Times at www.hssports.co.uk

BRITISH HISTORIC RACING

BSSO SOLO SCOOTER CHAMPIONSHIP

RESULT - RACE 28 - EVENT 4

PI	No	Evt	Name	Machine	Laps	Time	MPH	Best Lap on	MPH
1	7	4	Darren CONNEELY	Lambretta 220	4	8:03.64	64.91	1:57.26	3 66.93
2	63	4	David BRISTOW	Lambretta Replay 210	4	8:22.72	62.44	2:04.14	4 63.22
3	16	4	Chris GEYTON	Lambretta GP200	4	8:23.74	62.32	2:03.48	3 63.56
4	24	4	Darren WESTGARTH	Lambretta GP 205	4	8:32.67	61.23	2:06.20	3 62.19
5	18	4	Dan LEWIS	Lambretta GP200	4	8:39.70	60.40	2:07.05	3 61.77

Fastest Lap

7 4 Darren CONNEELY Lambretta 220 1:57.26 3 66.93

Start Time : 12:05


Cadwell Park

02 Jul 17 12:18

Clerk of Course :

Time Issued :

Chief Timekeeper : Anthony Smith



THESE RESULTS ARE PROVISIONAL UNTIL THE CONCLUSION OF ANY JUDICIAL AND TECHNICAL MATTERS

HS Sports Timing and Results Systems - Results and Lap Times at www.hssports.co.uk



BSSO SOLO SCOOTER CHAMPIONSHIP

RESULT - RACE 28 - EVENT Ev

PI	No	Evt	Name	Machine	Laps	Time	MPH	Best Lap on	MPH
1	3	Ev	Justin PRICE	Lambretta GP200	4	8:29.40	61.63	2:03.82	3 63.38
2	4	Ev	Stephen GRAVES	Lambretta Production 20	4	8:40.01	60.37	2:07.41	2 61.60
3	81	Ev	James LANCASTER	Lambretta Franspeed	4	8:50.77	59.14	2:10.19	4 60.28
4	47	Ev	Graham TATTON	Lambretta GP200	4	8:51.37	59.08	2:09.77	3 60.48
5	41	Ev	Stuart DAY	Lambretta GP 230	4	9:01.74	57.95	2:11.88	3 59.51
6	8	Ev	David DELANEY	Lambretta SRP200	4	9:01.79	57.94	2:11.92	3 59.49
7	64	Ev	Pat WICKHAM	Lambretta GP 200	4	9:03.20	57.79	2:13.01	3 59.00
8	116	Ev	Shaun FAIRHEAD	Lambretta GP200 200	4	9:09.96	57.08	2:14.34	4 58.42
9	99	Ev	Andy BARNES	Lambretta TV 200	4	9:10.30	57.05	2:14.96	3 58.15
10	92	Ev	Tim SIMPSON	Lambretta LI 200	4	9:10.39	57.04	2:13.69	2 58.70
11	129	Ev	Jeremy STEEL	Lambretta 200	4	9:11.27	56.94	2:14.32	4 58.43
12	111	Ev	Liam DUNN	Lambretta GP200	4	9:21.89	55.87	2:17.81	2 56.95
13	68	Ev	Shaun NICKELLS	Lambretta LI 200	4	9:33.08	54.78	2:19.34	3 56.32
14	90	Ev	Andrew WALKER	Lambretta GP200	4	9:37.99	54.31	2:20.99	4 55.66
15	112	Ev	David MARSDEN	Lambretta GP200	4	10:21.47	50.51	2:24.15	2 54.44
16	131	Ev	Andrew DUNCAN	Lambretta GP200	4	10:24.95	50.23	2:24.72	4 54.23
17	94	Ev	Graeme LAKE	Lambretta GP 198	3	8:33.96	45.81	2:47.54	2 46.84

Fastest Lap

3 Ev Justin PRICE Lambretta GP200 2:03.82 3 63.38

Start Time : 12:05

Cadwell Park

02 Jul 17 12:18

Clerk of Course :

Time Issued :

Chief Timekeeper : Anthony Smith

THESE RESULTS ARE PROVISIONAL UNTIL THE CONCLUSION OF ANY JUDICIAL AND TECHNICAL MATTERS

HS Sports Timing and Results Systems - Results and Lap Times at www.hssports.co.uk



BSSO SOLO SCOOTER CHAMPIONSHIP

RESULT - RACE 28 - EVENT Op

PI	No	Evt	Name	Machine	Laps	Time	MPH	Best Lap on	MPH
1	5	Op	Lee BAMBER	Gilera Runner	4	8:09.98	64.07	1:53.32	4 69.26
2	101	Op	Gary PEACOCK	Aprilia SR125	4	8:10.10	64.05	1:52.92	4 69.50
3	71	Op	Warren WILKINSON	Gilera Runner179	4	8:32.89	61.21	1:59.18	4 65.85
4	14	Op	Stewart MCKENZIE	Vespa 256	4	8:36.49	60.78	2:06.14	3 62.22
5	66	Op	Scott CHAPMAN	Gilera Runner 172	4	8:54.08	58.78	2:02.47	3 64.08
6	28	Op	Stephen WRIGHT	Gilera Runner PSN 180	4	9:01.23	58.00	2:06.80	4 61.89
7	20	Op	David WILSON	Scomadi 172	4	9:18.22	56.24	2:12.11	4 59.41
8	91	Op	Mark ROBINSON	Lambretta Jet200	3	8:19.75	47.11	2:33.58	3 51.10

Not-Classified

52 Op John WOODS Gilera Runner 179 0 Starter

Fastest Lap

101 Op Gary PEACOCK Aprilia SR125 1:52.92 4 69.50

Start Time : 12:05

Cadwell Park

02 Jul 17 12:18

Clerk of Course :

Time Issued :

Chief Timekeeper : Anthony Smith

THESE RESULTS ARE PROVISIONAL UNTIL THE CONCLUSION OF ANY JUDICIAL AND TECHNICAL MATTERS

HS Sports Timing and Results Systems - Results and Lap Times at www.hssports.co.uk

BSSO SOLO SCOOTER CHAMPIONSHIP

LAP TIMES - RACE 28

3	Justin PRICE										
	Lap	1	2	3	4	5	6	7	8	9	10
	1	2:10.69	2:05.36	2:03.82	2:06.02						
4	Stephen GRAVES										
	Lap	1	2	3	4	5	6	7	8	9	10
	1	2:11.77	2:07.41	2:09.34	2:08.07						
5	Lee BAMBER										
	Lap	1	2	3	4	5	6	7	8	9	10
	1	1:58.81	1:54.97	1:54.90	1:53.32						
7	Darren CONNEELY										
	Lap	1	2	3	4	5	6	7	8	9	10
	1	2:02.01	1:58.08	1:57.26	2:04.41						
8	David DELANEY										
	Lap	1	2	3	4	5	6	7	8	9	10
	1	2:18.35	2:13.21	2:11.92	2:14.06						
14	Stewart MCKENZIE										
	Lap	1	2	3	4	5	6	7	8	9	10
	1	2:10.75	2:07.28	2:06.14	2:09.13						
16	Chris GEYTON										
	Lap	1	2	3	4	5	6	7	8	9	10
	1	2:09.12	2:04.95	2:03.48	2:03.87						
18	Dan LEWIS										
	Lap	1	2	3	4	5	6	7	8	9	10
	1	2:13.42	2:07.62	2:07.05	2:08.89						
20	David WILSON										
	Lap	1	2	3	4	5	6	7	8	9	10
	1	2:12.19	2:12.53	2:12.57	2:12.11						
24	Darren WESTGARTH										
	Lap	1	2	3	4	5	6	7	8	9	10
	1	2:10.14	2:06.28	2:06.20	2:07.20						
28	Stephen WRIGHT										
	Lap	1	2	3	4	5	6	7	8	9	10
	1	2:08.84	2:08.10	2:07.97	2:06.80						
41	Stuart DAY										
	Lap	1	2	3	4	5	6	7	8	9	10
	1	2:18.18	2:14.43	2:11.88	2:12.42						
47	Graham TATTON										
	Lap	1	2	3	4	5	6	7	8	9	10
	1	2:15.19	2:12.00	2:09.77	2:10.32						

63	David BRISTOW										
	Lap	1	2	3	4	5	6	7	8	9	10
	1	2:06.14	2:05.76	2:04.20	2:04.14						
64	Pat WICKHAM										
	Lap	1	2	3	4	5	6	7	8	9	10
	1	2:18.29	2:14.85	2:13.01	2:13.08						
66	Scott CHAPMAN										
	Lap	1	2	3	4	5	6	7	8	9	10
	1	2:06.23	2:02.93	2:02.47	2:10.17						
68	Shaun NICKELLS										
	Lap	1	2	3	4	5	6	7	8	9	10
	1	2:26.29	2:20.59	2:19.34	2:21.67						
71	Warren WILKINSON										
	Lap	1	2	3	4	5	6	7	8	9	10
	1	2:02.94	2:01.41	2:00.73	1:59.18						
81	James LANCASTER										
	Lap	1	2	3	4	5	6	7	8	9	10
	1	2:14.95	2:11.55	2:10.23	2:10.19						
90	Andrew WALKER										
	Lap	1	2	3	4	5	6	7	8	9	10
	1	2:27.79	2:21.35	2:21.24	2:20.99						
91	Mark ROBINSON										
	Lap	1	2	3	4	5	6	7	8	9	10
	1	2:39.38	2:36.68	2:33.58							
92	Tim SIMPSON										
	Lap	1	2	3	4	5	6	7	8	9	10
	1	2:21.22	2:13.69	2:15.21	2:14.12						
94	Graeme LAKE										
	Lap	1	2	3	4	5	6	7	8	9	10
	1	2:51.64	2:47.54	2:47.97							
99	Andy BARNES										
	Lap	1	2	3	4	5	6	7	8	9	10
	1	2:17.95	2:15.28	2:14.96	2:17.38						
101	Gary PEACOCK										
	Lap	1	2	3	4	5	6	7	8	9	10
	1	1:57.10	1:56.97	1:55.01	1:52.92						
111	Liam DUNN										
	Lap	1	2	3	4	5	6	7	8	9	10
	1	2:22.13	2:17.81	2:18.62	2:18.13						
112	David MARSDEN										
	Lap	1	2	3	4	5	6	7	8	9	10
	1	2:25.16	2:24.15	2:40.95	2:45.89						

116 Shaun FAIRHEAD

Lap	1	2	3	4	5	6	7	8	9	10
1	2:19.26	2:16.31	2:15.09	2:14.34						

129 Jeremy STEEL

Lap	1	2	3	4	5	6	7	8	9	10
1	2:21.02	2:15.96	2:15.15	2:14.32						

131 Andrew DUNCAN

Lap	1	2	3	4	5	6	7	8	9	10
1	2:48.21	2:36.24	2:28.23	2:24.72						

Lap Chart

BSSO SOLO SCOOTER CHAMPIONSHIP - RACE 28

Lap 1		Lap 2		Lap 3		Lap 4		Lap 5		Lap 6		Lap 7		Lap 8		Lap 9		Lap 10	
No	Time	No	Time	No	Time	No	Time	No	Time	No	Time	No	Time	No	Time	No	Time	No	Time
7	2:03.89	7	4:01.97	7	5:59.23	7	8:03.64												
63	2:08.62	63	4:14.38	5	6:16.66	5	8:09.98												
16	2:11.44	16	4:16.39	101	6:17.18	101	8:10.10												
24	2:12.99	24	4:19.27	63	6:18.58	91	8:19.75	*1											
14	2:13.94	3	4:19.56	16	6:19.87	63	8:22.72												
3	2:14.20	14	4:21.22	3	6:23.38	16	8:23.74												
4	2:15.19	5	4:21.76	24	6:25.47	3	8:29.40												
18	2:16.14	101	4:22.17	14	6:27.36	24	8:32.67												
81	2:18.80	4	4:22.60	18	6:30.81	71	8:32.89												
47	2:19.28	18	4:23.76	4	6:31.94	94	8:33.96	*1											
64	2:22.26	81	4:30.35	71	6:33.71	14	8:36.49												
8	2:22.60	47	4:31.28	81	6:40.58	18	8:39.70												
99	2:22.68	71	4:32.98	47	6:41.05	4	8:40.01												
41	2:23.01	8	4:35.81	66	6:43.91	81	8:50.77												
116	2:24.22	64	4:37.11	8	6:47.73	47	8:51.37												
101	2:25.20	41	4:37.44	41	6:49.32	66	8:54.08												
129	2:25.84	99	4:37.96	64	6:50.12	28	9:01.23												
5	2:26.79	116	4:40.53	99	6:52.92	41	9:01.74												
111	2:27.33	92	4:41.06	28	6:54.43	8	9:01.79												
92	2:27.37	66	4:41.44	116	6:55.62	64	9:03.20												
112	2:30.48	129	4:41.80	92	6:56.27	116	9:09.96												
68	2:31.48	111	4:45.14	129	6:56.95	99	9:10.30												
71	2:31.57	28	4:46.46	111	7:03.76	92	9:10.39												
90	2:34.41	68	4:52.07	20	7:06.11	129	9:11.27												
28	2:38.36	20	4:53.54	68	7:11.41	20	9:18.22												
66	2:38.51	112	4:54.63	90	7:17.00	111	9:21.89												
20	2:41.01	90	4:55.76	112	7:35.58	68	9:33.08												
131	2:55.76	131	5:32.00	131	8:00.23	90	9:37.99												
94	2:58.45	94	5:45.99			112	10:21.47												
91	3:09.49	91	5:46.17			131	10:24.95												



THREE BEARS & PRE 1982 JAPANESE SOLO CHAMPIONSHIPS

RESULT - RACE 29

PI	No	Evt	Name	Machine	Laps	Time	Behind	MPH	Best Lap on	MPH
1	168	8	James FLITCROFT	Norton Commando 750	4	7:02.56		74.29	1:42.69	4 76.42
2	213	8	Gary PORTER	BSA Rob North 750	4	7:37.98	35.42	68.54	1:49.73	3 71.52
3	95	8	Richard ALDOUS	Triumph Trident 750	4	7:51.31	48.75	66.61	1:52.64	4 69.67
4	38	14	Oliver BINGHAM	Yamaha SR500 499	4	7:52.83	50.27	66.39	1:54.96	2 68.27
5	262	14	Daniel PRITCHARD	Suzuki T500 492	4	7:54.58	52.02	66.15	1:55.08	4 68.20
6	34	14	James MORALEE	Honda K4 348	4	7:55.69	53.13	65.99	1:55.37	3 68.02
7	107	14	Clive SOMERFIELD	Honda Kerby 500	4	7:55.92	53.36	65.96	1:54.89	4 68.31
8	59	14	Jack HEBB	Honda CB500/4 500	4	8:00.39	57.83	65.35	1:56.74	3 67.23
9	84	14	Peter CARROLL	Honda 500	4	8:05.57	1:03.01	64.65	1:57.74	2 66.66
10	196	14	Terence SANSOM	Honda Drixton 500	4	8:26.99	1:24.43	61.92	2:01.45	4 64.62
11	108	14	Andrew WIDDOWSON	Suzuki GSX400F	4	8:41.31	1:38.75	60.22	2:07.82	4 61.40
12	101	14	Gary WIDDOWSON	Suzuki GSX 400	4	8:41.57	1:39.01	60.19	2:07.18	4 61.71
13	87	14	Shaun MULLIGAN	Yamaha SR500	4	8:59.96	1:57.40	58.14	2:08.67	2 60.99
14	243	14	Chris SMALLBONES	Honda K4 350	4	9:18.34	2:15.78	56.22	2:17.43	3 57.11

Not-Classified

51 14 Michael BROWN Suzuki GT 500 0 Starter

Fastest Lap

168 8 James FLITCROFT Norton Commando 750 1:42.69 4 76.42

No. 196 - Time includes a 10 second jump start penalty

Start Time : 12:24

Cadwell Park

02 Jul 17 12:35

Clerk of Course :

Time Issued :

Chief Timekeeper : Anthony Smith

THESE RESULTS ARE PROVISIONAL UNTIL THE CONCLUSION OF ANY JUDICIAL AND TECHNICAL MATTERS

HS Sports Timing and Results Systems - Results and Lap Times at www.hssports.co.uk



THREE BEARS & PRE 1982 JAPANESE SOLO CHAMPIONSHIPS

RESULT - RACE 29 - EVENT 14

PI	No	Evt	Name	Machine	Laps	Time	MPH	Best Lap on	MPH
1	38	14	Oliver BINGHAM	Yamaha SR500 499	4	7:52.83	66.39	1:54.96	2 68.27
2	262	14	Daniel PRITCHARD	Suzuki T500 492	4	7:54.58	66.15	1:55.08	4 68.20
3	34	14	James MORALEE	Honda K4 348	4	7:55.69	65.99	1:55.37	3 68.02
4	107	14	Clive SOMERFIELD	Honda Kerby 500	4	7:55.92	65.96	1:54.89	4 68.31
5	59	14	Jack HEBB	Honda CB500/4 500	4	8:00.39	65.35	1:56.74	3 67.23
6	84	14	Peter CARROLL	Honda 500	4	8:05.57	64.65	1:57.74	2 66.66
7	196	14	Terence SANSOM	Honda Drixton 500	4	8:26.99	61.92	2:01.45	4 64.62
8	108	14	Andrew WIDDOWSON	Suzuki GSX400F	4	8:41.31	60.22	2:07.82	4 61.40
9	101	14	Gary WIDDOWSON	Suzuki GSX 400	4	8:41.57	60.19	2:07.18	4 61.71
10	87	14	Shaun MULLIGAN	Yamaha SR500	4	8:59.96	58.14	2:08.67	2 60.99
11	243	14	Chris SMALLBONES	Honda K4 350	4	9:18.34	56.22	2:17.43	3 57.11

Not-Classified

51 14 Michael BROWN Suzuki GT 500 0 Starter

Fastest Lap

107 14 Clive SOMERFIELD Honda Kerby 500 1:54.89 4 68.31

No. 196 - Time includes a 10 second jump start penalty

Start Time : 12:24

Cadwell Park

02 Jul 17 12:36

Clerk of Course :

Time Issued :

Chief Timekeeper : Anthony Smith

THESE RESULTS ARE PROVISIONAL UNTIL THE CONCLUSION OF ANY JUDICIAL AND TECHNICAL MATTERS

HS Sports Timing and Results Systems - Results and Lap Times at www.hssports.co.uk

BRITISH HISTORIC RACING

THREE BEARS & PRE 1982 JAPANESE SOLO CHAMPIONSHIPS

RESULT - RACE 29 - EVENT 8

PI	No	Evt	Name	Machine	Laps	Time	MPH	Best Lap on	MPH
1	168	8	James FLITCROFT	Norton Commando 750	4	7:02.56	74.29	1:42.69	4 76.42
2	213	8	Gary PORTER	BSA Rob North 750	4	7:37.98	68.54	1:49.73	3 71.52
3	95	8	Richard ALDOUS	Triumph Trident 750	4	7:51.31	66.61	1:52.64	4 69.67

Fastest Lap

168 8 James FLITCROFT Norton Commando 750 1:42.69 4 76.42

Start Time : 12:24


Cadwell Park

02 Jul 17 12:36

Clerk of Course :

Time Issued :

Chief Timekeeper : Anthony Smith



THESE RESULTS ARE PROVISIONAL UNTIL THE CONCLUSION OF ANY JUDICIAL AND TECHNICAL MATTERS

HS Sports Timing and Results Systems - Results and Lap Times at www.hssports.co.uk

THREE BEARS & PRE 1982 JAPANESE SOLO CHAMPIONSHIPS

LAP TIMES - RACE 29

34	James MORALEE										
	Lap	1	2	3	4	5	6	7	8	9	10
	1	1:59.80	1:59.67	1:55.37	1:55.70						
38	Oliver BINGHAM										
	Lap	1	2	3	4	5	6	7	8	9	10
	1	2:02.21	1:54.96	1:55.84	1:55.21						
59	Jack HEBB										
	Lap	1	2	3	4	5	6	7	8	9	10
	1	2:01.40	1:59.18	1:56.74	1:57.61						
84	Peter CARROLL										
	Lap	1	2	3	4	5	6	7	8	9	10
	1	2:05.91	1:57.74	1:59.03	1:59.49						
87	Shaun MULLIGAN										
	Lap	1	2	3	4	5	6	7	8	9	10
	1	2:11.27	2:08.67	2:21.34	2:12.75						
95	Richard ALDOUS										
	Lap	1	2	3	4	5	6	7	8	9	10
	1	2:01.68	1:55.86	1:54.45	1:52.64						
101	Gary WIDDOWSON										
	Lap	1	2	3	4	5	6	7	8	9	10
	1	2:10.95	2:10.00	2:08.60	2:07.18						
107	Clive SOMERFIELD										
	Lap	1	2	3	4	5	6	7	8	9	10
	1	2:01.01	1:57.86	1:57.05	1:54.89						
108	Andrew WIDDOWSON										
	Lap	1	2	3	4	5	6	7	8	9	10
	1	2:09.94	2:10.18	2:08.42	2:07.82						
168	James FLITCROFT										
	Lap	1	2	3	4	5	6	7	8	9	10
	1	1:47.14	1:44.28	1:43.01	1:42.69						
196	Terence SANSOM										
	Lap	1	2	3	4	5	6	7	8	9	10
	1	2:07.19	2:02.45	2:02.79	2:01.45						
213	Gary PORTER										
	Lap	1	2	3	4	5	6	7	8	9	10
	1	2:00.26	1:51.57	1:49.73	1:49.83						
243	Chris SMALLBONES										
	Lap	1	2	3	4	5	6	7	8	9	10
	1	2:17.69	2:18.57	2:17.43	2:17.70						

262 Daniel PRITCHARD

Lap	1	2	3	4	5	6	7	8	9	10
1	2:00.85	1:57.74	1:57.38	1:55.08						

Lap Chart

THREE BEARS & PRE 1982 JAPANESE SOLO CHAMPIONSHIPS - RACE 29

Lap 1		Lap 2		Lap 3		Lap 4		Lap 5		Lap 6		Lap 7		Lap 8		Lap 9		Lap 10	
No	Time	No	Time	No	Time	No	Time	No	Time	No	Time	No	Time	No	Time	No	Time	No	Time
168	1:52.58	168	3:36.86	168	5:19.87	168	7:02.56												
262	2:04.38	213	3:58.42	213	5:48.15	213	7:37.98												
34	2:04.95	38	4:01.78	38	5:57.62	95	7:51.31												
107	2:06.12	262	4:02.12	95	5:58.67	38	7:52.83												
38	2:06.82	107	4:03.98	262	5:59.50	262	7:54.58												
213	2:06.85	95	4:04.22	34	5:59.99	34	7:55.69												
59	2:06.86	34	4:04.62	107	6:01.03	107	7:55.92												
95	2:08.36	59	4:06.04	59	6:02.78	59	8:00.39												
84	2:09.31	84	4:07.05	84	6:06.08	84	8:05.57												
196	2:10.30	196	4:12.75	196	6:15.54	196	8:26.99												
108	2:14.89	108	4:25.07	108	6:33.49	108	8:41.31												
101	2:15.79	101	4:25.79	101	6:34.39	101	8:41.57												
87	2:17.20	87	4:25.87	87	6:47.21	87	8:59.96												
243	2:24.64	243	4:43.21	243	7:00.64	243	9:18.34												



WOODLAND OIL & PRE 1963 OVER 500cc CHAMPS.

RESULT - RACE 30

PI	No	Evt	Name	Machine	Laps	Time	Behind	MPH	Best Lap on	MPH
1	175	10	Patrick WELCH	Rob North Trident 930	4	7:42.11		67.93	1:52.59	2 69.70
2	195	10	Graham BULLER	Norton Slimline 820	4	7:48.91	6.80	66.95	1:55.42	2 68.00
3	253	10	Scott HARRIS	Norton Kirby 920	4	8:00.15	18.04	65.38	1:57.61	2 66.73
4	111	10	Ben GRAHAM	Triumph 6T 750	4	8:30.46	48.35	61.50	2:05.61	2 62.48
5	213	10	Gary PORTER	BSA Rob North 750	4	9:12.47	1:30.36	56.82	1:49.81	2 71.47

Fastest Lap

213 10 Gary PORTER BSA Rob North 750 1:49.81 2 71.47

Start Time : 12:40

Cadwell Park

02 Jul 17 13:00

Clerk of Course :

Time Issued :

Chief Timekeeper : Anthony Smith

THESE RESULTS ARE PROVISIONAL UNTIL THE CONCLUSION OF ANY JUDICIAL AND TECHNICAL MATTERS

HS Sports Timing and Results Systems - Results and Lap Times at www.hssports.co.uk

WOODLAND OIL & PRE 1963 OVER 500cc CHAMPS.

LAP TIMES - RACE 30

111 Ben GRAHAM

Lap	1	2	3	4	5	6	7	8	9	10
1	2:08.18	2:05.61	2:07.82	2:06.76						

175 Patrick WELCH

Lap	1	2	3	4	5	6	7	8	9	10
1	1:58.76	1:52.59	1:53.74	1:54.52						

195 Graham BULLER

Lap	1	2	3	4	5	6	7	8	9	10
1	2:00.11	1:55.42	1:55.61	1:56.61						

213 Gary PORTER

Lap	1	2	3	4	5	6	7	8	9	10
1	3:42.30	1:49.81	1:50.10	1:50.26						

253 Scott HARRIS

Lap	1	2	3	4	5	6	7	8	9	10
1	2:01.44	1:57.61	1:59.38	2:00.44						

Lap Chart

WOODLAND OIL & PRE 1963 OVER 500cc CHAMPS. - RACE 30

Lap 1		Lap 2		Lap 3		Lap 4		Lap 5		Lap 6		Lap 7		Lap 8		Lap 9		Lap 10	
No	Time	No	Time	No	Time	No	Time	No	Time	No	Time	No	Time	No	Time	No	Time	No	Time
175	2:01.26	175	3:53.85	175	5:47.59	175	7:42.11												
195	2:01.27	195	3:56.69	195	5:52.30	195	7:48.91												
253	2:02.72	253	4:00.33	253	5:59.71	253	8:00.15												
111	2:10.27	111	4:15.88	111	6:23.70	111	8:30.46												
213	3:42.30	213	5:32.11	213	7:22.21	213	9:12.47												



BSSO SOLO SCOOTER CHAMPIONSHIP

RESULT - RACE 31

PI	No	Evt	Name	Machine	Laps	Time	Behind	MPH	Best Lap on	MPH
1	101	6a	Gary PEACOCK	Aprilia SR125	4	8:01.97		65.13	1:52.42	3 69.81
2	14	6	Stewart MCKENZIE	Vespa 256	4	8:17.12	15.15	63.15	2:02.82	2 63.90
3	62		Taylor STURGESS	Lambretta SX200	4	8:19.32	17.35	62.87	2:01.57	4 64.56
4	71	6a	Warren WILKINSON	Gilera Runner179	4	8:19.40	17.43	62.86	1:56.83	4 67.17
5	3	6a	Justin PRICE	Piaggio Zip 179	4	8:20.87	18.90	62.67	1:57.30	4 66.91
6	41	6	Stuart DAY	Lambretta GP 200	4	8:23.84	21.87	62.31	1:59.51	4 65.67
7	28	6a	Stephen WRIGHT	Gilera Runner PSN 180	4	8:36.97	35.00	60.72	2:01.49	3 64.60
8	97		Mark COOK	Lambretta GP 230	4	8:48.93	46.96	59.35	2:10.17	3 60.29
9	81		James LANCASTER	Lambretta Franspeed	4	8:51.81	49.84	59.03	2:10.50	4 60.14
10	64		Pat WICKHAM	Lambretta GP 200	4	9:07.36	1:05.39	57.35	2:11.38	3 59.74
11	129		Jeremy STEEL	Lambretta 200	4	9:09.39	1:07.42	57.14	2:15.27	4 58.02
12	5	6a	Lee BAMBER	Gilera Runner 172	4	9:11.81	1:09.84	56.89	1:51.09	2 70.65
13	20	6a	David WILSON	Scomadi 172	4	9:15.18	1:13.21	56.54	2:11.79	4 59.55
14	52	6a	John WOODS	Gilera Runner 179	4	9:18.45	1:16.48	56.21	2:10.75	4 60.02
15	76	6	Steven LAST	Lambretta GT240 240	4	9:41.86	1:39.89	53.95	2:23.10	2 54.84
16	131	6	Andrew DUNCAN	Lambretta GP200	4	9:42.55	1:40.58	53.89	2:21.99	2 55.27
17	19	10	Mark SHIRLEY	Piaggio Zip 80	4	9:42.98	1:41.01	53.85	2:16.65	4 57.43
18	91	6	Mark ROBINSON	Lambretta Jet200	3	8:05.96	1 Lap	48.45	2:32.89	0 51.33

Fastest Lap

5 6a Lee BAMBER Gilera Runner 172 1:51.09 2 70.65

Start Time : 14:05

Cadwell Park

02 Jul 17 15:32

Clerk of Course :

Time Issued :

Chief Timekeeper : Anthony Smith

THESE RESULTS ARE PROVISIONAL UNTIL THE CONCLUSION OF ANY JUDICIAL AND TECHNICAL MATTERS

HS Sports Timing and Results Systems - Results and Lap Times at www.hssports.co.uk

BSSO SOLO SCOOTER CHAMPIONSHIP

LAP TIMES - RACE 31

3	Justin PRICE										
	Lap	1	2	3	4	5	6	7	8	9	10
	1	2:26.87	1:58.63	1:58.07	1:57.30						
5	Lee BAMBER										
	Lap	1	2	3	4	5	6	7	8	9	10
	1	2:22.97	1:51.09	1:51.28	3:06.47						
14	Stewart MCKENZIE										
	Lap	1	2	3	4	5	6	7	8	9	10
	1	2:05.89	2:02.82	2:04.29	2:04.12						
19	Mark SHIRLEY										
	Lap	1	2	3	4	5	6	7	8	9	10
	1	2:46.78	2:21.21	2:18.34	2:16.65						
20	David WILSON										
	Lap	1	2	3	4	5	6	7	8	9	10
	1	2:37.13	2:13.26	2:13.00	2:11.79						
28	Stephen WRIGHT										
	Lap	1	2	3	4	5	6	7	8	9	10
	1	2:30.87	2:02.39	2:01.49	2:02.22						
41	Stuart DAY										
	Lap	1	2	3	4	5	6	7	8	9	10
	1	2:19.93	2:02.47	2:01.93	1:59.51						
52	John WOODS										
	Lap	1	2	3	4	5	6	7	8	9	10
	1	2:41.60	2:14.28	2:11.82	2:10.75						
62	Taylor STURGESS										
	Lap	1	2	3	4	5	6	7	8	9	10
	1	2:10.22	2:04.03	2:03.50	2:01.57						
64	Pat WICKHAM										
	Lap	1	2	3	4	5	6	7	8	9	10
	1	2:27.76	2:15.11	2:11.38	2:13.11						
71	Warren WILKINSON										
	Lap	1	2	3	4	5	6	7	8	9	10
	1	2:26.83	1:58.73	1:57.01	1:56.83						
76	Steven LAST										
	Lap	1	2	3	4	5	6	7	8	9	10
	1	2:27.17	2:23.10	2:25.64	2:25.95						
81	James LANCASTER										
	Lap	1	2	3	4	5	6	7	8	9	10
	1	2:18.48	2:11.66	2:11.17	2:10.50						

91	Mark ROBINSON										
	Lap	1	2	3	4	5	6	7	8	9	10
	1	2:37.84	2:32.89	2:55.23							

97	Mark COOK										
	Lap	1	2	3	4	5	6	7	8	9	10
	1	2:16.14	2:11.12	2:10.17	2:11.50						

101	Gary PEACOCK										
	Lap	1	2	3	4	5	6	7	8	9	10
	1	2:22.45	1:52.91	1:52.42	1:54.19						

129	Jeremy STEEL										
	Lap	1	2	3	4	5	6	7	8	9	10
	1	2:22.57	2:15.74	2:15.81	2:15.27						

131	Andrew DUNCAN										
	Lap	1	2	3	4	5	6	7	8	9	10
	1	2:34.47	2:21.99	2:23.11	2:22.98						

Lap Chart

BSSO SOLO SCOOTER CHAMPIONSHIP - RACE 31

Lap 1		Lap 2		Lap 3		Lap 4		Lap 5		Lap 6		Lap 7		Lap 8		Lap 9		Lap 10	
No	Time	No	Time	No	Time	No	Time	No	Time	No	Time	No	Time	No	Time	No	Time	No	Time
14	2:05.89	14	4:08.71	5	6:05.34	101	8:01.97												
62	2:10.22	5	4:14.06	101	6:07.78	91	8:05.96	*1											
97	2:16.14	62	4:14.25	14	6:13.00	14	8:17.12												
81	2:18.48	101	4:15.36	62	6:17.75	62	8:19.32												
41	2:19.93	41	4:22.40	71	6:22.57	71	8:19.40												
101	2:22.45	3	4:25.50	3	6:23.57	3	8:20.87												
129	2:22.57	71	4:25.56	41	6:24.33	41	8:23.84												
5	2:22.97	97	4:27.26	28	6:34.75	28	8:36.97												
71	2:26.83	81	4:30.14	97	6:37.43	97	8:48.93												
3	2:26.87	28	4:33.26	81	6:41.31	81	8:51.81												
76	2:27.17	129	4:38.31	129	6:54.12	64	9:07.36												
64	2:27.76	64	4:42.87	64	6:54.25	129	9:09.39												
28	2:30.87	76	4:50.27	20	7:03.39	5	9:11.81												
131	2:34.47	20	4:50.39	52	7:07.70	20	9:15.18												
20	2:37.13	52	4:55.88	76	7:15.91	52	9:18.45												
91	2:37.84	131	4:56.46	131	7:19.57	76	9:41.86												
52	2:41.60	19	5:07.99	19	7:26.33	131	9:42.55												
19	2:46.78	91	5:10.73			19	9:42.98												

BRITISH HISTORIC RACING

250cc SPECIALS & PRE 1963 250cc SOLO CHAMPIONSHIPS

RESULT - RACE 32

Pl	No	Evt	Name	Machine	Laps	Time	Behind	MPH	Best Lap on	MPH
1	33	3	Mike POWELL	BSA Bantam 123	4	8:10.25		64.03	1:59.56	4 65.64
2	129	3	Charles DAVIES	Ducati Monza 250	4	8:10.30	0.05	64.03	1:59.20	4 65.84
3	94	3	Geoff MILLS	Ducati Harrison 250	4	8:13.47	3.22	63.61	2:00.94	4 64.89
4	4	3	Ian HENSHAW	Royal Enfield Crusader 2	4	8:14.39	4.14	63.50	2:01.93	4 64.36
5	22	3	Rod GRAHAM	Ducati Daytona 250	4	8:25.75	15.50	62.07	2:04.24	4 63.17
6	248	3	Andrew PIGGOTT	Ducati MK III 250	4	9:06.74	56.49	57.42	2:14.84	4 58.20
7	161	3	Tyler SCOTHERN	BSA B25 250	4	9:07.55	57.30	57.33	2:14.52	4 58.34
8	259	3	Richard BOOL	Ducati Mach I 250	4	9:09.64	59.39	57.11	2:13.90	4 58.61
9	297	2	Samuel PAGE	Velocette Mov 250	4	9:47.96	1:37.71	53.39	2:22.56	4 55.05

Fastest Lap

129 3 Charles DAVIES Ducati Monza 250 1:59.20 4 65.84

Start Time : 14:23

Cadwell Park

02 Jul 17 14:36

Clerk of Course :

Time Issued :

Chief Timekeeper : Anthony Smith



THESE RESULTS ARE PROVISIONAL UNTIL THE CONCLUSION OF ANY JUDICIAL AND TECHNICAL MATTERS

HS Sports Timing and Results Systems - Results and Lap Times at www.hssports.co.uk



250cc SPECIALS & PRE 1963 250cc SOLO CHAMPIONSHIPS

RESULT - RACE 32 - EVENT 2

Pl	No	Evt	Name	Machine	Laps	Time	MPH	Best Lap on	MPH
1	297	2	Samuel PAGE	Velocette Mov 250	4	9:47.96	53.39	2:22.56	4 55.05

Fastest Lap

297 2 Samuel PAGE Velocette Mov 250 2:22.56 4 55.05

Start Time : 14:23

Cadwell Park

02 Jul 17 14:36

Clerk of Course :

Time Issued :

Chief Timekeeper : Anthony Smith

THESE RESULTS ARE PROVISIONAL UNTIL THE CONCLUSION OF ANY JUDICIAL AND TECHNICAL MATTERS

HS Sports Timing and Results Systems - Results and Lap Times at www.hssports.co.uk

BRITISH HISTORIC RACING

250cc SPECIALS & PRE 1963 250cc SOLO CHAMPIONSHIPS

RESULT - RACE 32 - EVENT 3

Pl	No	Evt	Name	Machine	Laps	Time	MPH	Best Lap on	MPH
1	33	3	Mike POWELL	BSA Bantam 123	4	8:10.25	64.03	1:59.56	4 65.64
2	129	3	Charles DAVIES	Ducati Monza 250	4	8:10.30	64.03	1:59.20	4 65.84
3	94	3	Geoff MILLS	Ducati Harrison 250	4	8:13.47	63.61	2:00.94	4 64.89
4	4	3	Ian HENSHAW	Royal Enfield Crusader 2	4	8:14.39	63.50	2:01.93	4 64.36
5	22	3	Rod GRAHAM	Ducati Daytona 250	4	8:25.75	62.07	2:04.24	4 63.17
6	248	3	Andrew PIGGOTT	Ducati MK III 250	4	9:06.74	57.42	2:14.84	4 58.20
7	161	3	Tyler SCOTHERN	BSA B25 250	4	9:07.55	57.33	2:14.52	4 58.34
8	259	3	Richard BOOL	Ducati Mach I 250	4	9:09.64	57.11	2:13.90	4 58.61

Fastest Lap

129 3 Charles DAVIES Ducati Monza 250 1:59.20 4 65.84

Start Time : 14:23

Cadwell Park

02 Jul 17 14:36

Clerk of Course :

Time Issued :

Chief Timekeeper : Anthony Smith



THESE RESULTS ARE PROVISIONAL UNTIL THE CONCLUSION OF ANY JUDICIAL AND TECHNICAL MATTERS

HS Sports Timing and Results Systems - Results and Lap Times at www.hssports.co.uk

250cc SPECIALS & PRE 1963 250cc SOLO CHAMPIONSHIPS

LAP TIMES - RACE 32

4	Ian HENSHAW										
	Lap	1	2	3	4	5	6	7	8	9	10
	1	2:07.39	2:02.05	2:03.02	2:01.93						

22	Rod GRAHAM										
	Lap	1	2	3	4	5	6	7	8	9	10
	1	2:11.03	2:05.35	2:05.13	2:04.24						

33	Mike POWELL										
	Lap	1	2	3	4	5	6	7	8	9	10
	1	2:09.21	2:00.80	2:00.68	1:59.56						

94	Geoff MILLS										
	Lap	1	2	3	4	5	6	7	8	9	10
	1	2:07.49	2:02.07	2:02.97	2:00.94						

129	Charles DAVIES										
	Lap	1	2	3	4	5	6	7	8	9	10
	1	2:07.72	2:02.36	2:01.02	1:59.20						

161	Tyler SCOTHERN										
	Lap	1	2	3	4	5	6	7	8	9	10
	1	2:20.49	2:16.04	2:16.50	2:14.52						

248	Andrew PIGGOTT										
	Lap	1	2	3	4	5	6	7	8	9	10
	1	2:19.76	2:16.01	2:16.13	2:14.84						

259	Richard BOOL										
	Lap	1	2	3	4	5	6	7	8	9	10
	1	2:23.90	2:16.34	2:15.50	2:13.90						

297	Samuel PAGE										
	Lap	1	2	3	4	5	6	7	8	9	10
	1	2:34.96	2:26.27	2:24.17	2:22.56						

Lap Chart

250cc SPECIALS & PRE 1963 250cc SOLO CHAMPIONSHIPS - RACE 32

Lap 1		Lap 2		Lap 3		Lap 4		Lap 5		Lap 6		Lap 7		Lap 8		Lap 9		Lap 10	
No	Time	No	Time	No	Time	No	Time	No	Time	No	Time	No	Time	No	Time	No	Time	No	Time
4	2:07.39	4	4:09.44	33	6:10.69	33	8:10.25												
94	2:07.49	94	4:09.56	129	6:11.10	129	8:10.30												
129	2:07.72	33	4:10.01	4	6:12.46	94	8:13.47												
33	2:09.21	129	4:10.08	94	6:12.53	4	8:14.39												
22	2:11.03	22	4:16.38	22	6:21.51	22	8:25.75												
248	2:19.76	248	4:35.77	248	6:51.90	248	9:06.74												
161	2:20.49	161	4:36.53	161	6:53.03	161	9:07.55												
259	2:23.90	259	4:40.24	259	6:55.74	259	9:09.64												
297	2:34.96	297	5:01.23	297	7:25.40	297	9:47.96												



IRVING RACING & PRE 1959 SIDECAR OUTFIT CHAMPIONSHIPS

RESULT - RACE 33

PI	No	Evt	Name	Machine	Laps	Time	Behind	MPH	Best Lap on	MPH
1	4	16	BLEACH/ DAWS	Norton Ducker Lynx 750	4	8:35.96		60.84	2:04.77	2 62.90
2	31	15	WESTON/ WESTON	Triumph Thunderbird 650	4	8:41.75	5.79	60.17	2:08.75	3 60.96
3	69	16	BOOTE/ MORRIS	MRE Nourish 950	4	8:54.45	18.49	58.74	2:10.87	3 59.97
4	29	15	POPE/ CHRISTOPHER	Triumph Thunderbird 650	4	9:06.87	30.91	57.40	2:16.07	4 57.68
5	656	23a	DAVENPORT/ DAVENPORT	Aprilia RS 125	4	9:27.31	51.35	55.33	2:14.87	4 58.19
6	80	16	MANN/ WADE	Yamaha XS750 750	4	9:29.87	53.91	55.09	2:17.75	4 56.97
7	6	15	BLOWERS/ LINES	Matchless G3L 700	4	9:59.31	1:23.35	52.38	2:25.78	4 53.83
8	12	15	WHITTAKER/ WHITTAKER	BSA Road Rocket 650	4	9:59.97	1:24.01	52.32	2:27.47	2 53.22
9	160	16	HOLMES/ HOLMES	Triumph T140 750	4	10:01.03	1:25.07	52.23	2:27.02	2 53.38
10	78	16	WICKETT/ BANKS	Triumph Thunderbird 749	4	10:47.90	2:11.94	48.45	2:33.27	4 51.20
11	682	23a	CHAPMAN/ WESTON	Gilera Runner200	4	10:48.52	2:12.56	48.41	2:38.75	4 49.44
12	45	16	TULETT/ CLARK	Triumph T140 748	4	11:30.22	2:54.26	45.48	2:50.02	2 46.16

Fastest Lap

4 16 BLEACH/ DAWS Norton Ducker Lynx 750 2:04.77 2 62.90

Start Time : 14:41

Cadwell Park

02 Jul 17 14:53

Clerk of Course :

Time Issued :

Chief Timekeeper : Anthony Smith

THESE RESULTS ARE PROVISIONAL UNTIL THE CONCLUSION OF ANY JUDICIAL AND TECHNICAL MATTERS

HS Sports Timing and Results Systems - Results and Lap Times at www.hssports.co.uk



IRVING RACING & PRE 1959 SIDECAR OUTFIT CHAMPIONSHIPS

RESULT - RACE 33 - EVENT 15

PI	No	Evt	Name	Machine	Laps	Time	MPH	Best Lap on	MPH
1	31	15	WESTON/ WESTON	Triumph Thunderbird 650	4	8:41.75	60.17	2:08.75	3 60.96
2	29	15	POPE/ CHRISTOPHER	Triumph Thunderbird 650	4	9:06.87	57.40	2:16.07	4 57.68
3	6	15	BLOWERS/ LINES	Matchless G3L 700	4	9:59.31	52.38	2:25.78	4 53.83
4	12	15	WHITTAKER/ WHITTAKER	BSA Road Rocket 650	4	9:59.97	52.32	2:27.47	2 53.22

Fastest Lap

31 15 WESTON/ WESTON Triumph Thunderbird 650 2:08.75 3 60.96

Start Time : 14:41

Cadwell Park

02 Jul 17 14:54

Clerk of Course :

Time Issued :

Chief Timekeeper : Anthony Smith

THESE RESULTS ARE PROVISIONAL UNTIL THE CONCLUSION OF ANY JUDICIAL AND TECHNICAL MATTERS

HS Sports Timing and Results Systems - Results and Lap Times at www.hssports.co.uk



IRVING RACING & PRE 1959 SIDECAR OUTFIT CHAMPIONSHIPS

RESULT - RACE 33 - EVENT 16

PI	No	Evt	Name	Machine	Laps	Time	MPH	Best Lap on	MPH
1	4	16	BLEACH/ DAWS	Norton Ducker Lynx 750	4	8:35.96	60.84	2:04.77	2 62.90
2	69	16	BOOTE/ MORRIS	MRE Nourish 950	4	8:54.45	58.74	2:10.87	3 59.97
3	80	16	MANN/ WADE	Yamaha XS750 750	4	9:29.87	55.09	2:17.75	4 56.97
4	160	16	HOLMES/ HOLMES	Triumph T140 750	4	10:01.03	52.23	2:27.02	2 53.38
5	78	16	WICKETT/ BANKS	Triumph Thunderbird 749	4	10:47.90	48.45	2:33.27	4 51.20
6	45	16	TULETT/ CLARK	Triumph T140 748	4	11:30.22	45.48	2:50.02	2 46.16

Not-Classified

61	16	WHITEHOUSE/ WESTON	Triumph T140 N.W.S. 749	2	4:39.61	DNF	56.14	2:17.31	2 57.16
----	----	--------------------	-------------------------	---	---------	-----	-------	---------	---------

Fastest Lap

4	16	BLEACH/ DAWS	Norton Ducker Lynx 750				2:04.77	2 62.90
---	----	--------------	------------------------	--	--	--	---------	---------

Start Time : 14:41

Cadwell Park

02 Jul 17 14:54

Clerk of Course :

Time Issued :

Chief Timekeeper : Anthony Smith

THESE RESULTS ARE PROVISIONAL UNTIL THE CONCLUSION OF ANY JUDICIAL AND TECHNICAL MATTERS

HS Sports Timing and Results Systems - Results and Lap Times at www.hssports.co.uk



IRVING RACING & PRE 1959 SIDECAR OUTFIT CHAMPIONSHIPS

RESULT - RACE 33 - EVENT 23a

PI	No	Evt	Name	Machine	Laps	Time	MPH	Best Lap on	MPH
1	656	23a	DAVENPORT/ DAVENPORT	Aprilia RS 125	4	9:27.31	55.33	2:14.87	4 58.19
2	682	23a	CHAPMAN/ WESTON	Gilera Runner200	4	10:48.52	48.41	2:38.75	4 49.44

Fastest Lap

656 23a DAVENPORT/ DAVENPORT Aprilia RS 125 2:14.87 4 58.19

Start Time : 14:41

Cadwell Park

02 Jul 17 14:54

Clerk of Course :

Time Issued :

Chief Timekeeper : Anthony Smith

THESE RESULTS ARE PROVISIONAL UNTIL THE CONCLUSION OF ANY JUDICIAL AND TECHNICAL MATTERS

HS Sports Timing and Results Systems - Results and Lap Times at www.hssports.co.uk

IRVING RACING & PRE 1959 SIDECAR OUTFIT CHAMPIONSHIPS

LAP TIMES - RACE 33

4	BLEACH/ DAWS									
Lap	1	2	3	4	5	6	7	8	9	10
1	2:16.27	2:04.77	2:06.64	2:08.28						
6	BLOWERS/ LINES									
Lap	1	2	3	4	5	6	7	8	9	10
1	2:36.68	2:29.50	2:27.35	2:25.78						
12	WHITTAKER/ WHITTAKER									
Lap	1	2	3	4	5	6	7	8	9	10
1	2:32.47	2:27.47	2:30.80	2:29.23						
29	POPE/ CHRISTOPHER									
Lap	1	2	3	4	5	6	7	8	9	10
1	2:16.03	2:18.44	2:16.33	2:16.07						
31	WESTON/ WESTON									
Lap	1	2	3	4	5	6	7	8	9	10
1	2:14.34	2:09.21	2:08.75	2:09.45						
45	TULETT/ CLARK									
Lap	1	2	3	4	5	6	7	8	9	10
1	2:54.75	2:50.02	2:50.68	2:54.77						
61	WHITEHOUSE/ WESTON									
Lap	1	2	3	4	5	6	7	8	9	10
1	2:22.30	2:17.31								
69	BOOTE/ MORRIS									
Lap	1	2	3	4	5	6	7	8	9	10
1	2:20.09	2:11.65	2:10.87	2:11.84						
78	WICKETT/ BANKS									
Lap	1	2	3	4	5	6	7	8	9	10
1	2:38.82	2:50.82	2:44.99	2:33.27						
80	MANN/ WADE									
Lap	1	2	3	4	5	6	7	8	9	10
1	2:26.89	2:22.32	2:22.91	2:17.75						
160	HOLMES/ HOLMES									
Lap	1	2	3	4	5	6	7	8	9	10
1	2:37.66	2:27.02	2:28.47	2:27.88						
656	DAVENPORT/ DAVENPORT									
Lap	1	2	3	4	5	6	7	8	9	10
1	2:32.86	2:21.03	2:18.55	2:14.87						
682	CHAPMAN/ WESTON									
Lap	1	2	3	4	5	6	7	8	9	10
1	2:47.10	2:41.50	2:41.17	2:38.75						

Lap Chart

IRVING RACING & PRE 1959 SIDECAR OUTFIT CHAMPIONSHIPS - RACE 33

Lap 1		Lap 2		Lap 3		Lap 4		Lap 5		Lap 6		Lap 7		Lap 8		Lap 9		Lap 10	
No	Time	No	Time	No	Time	No	Time	No	Time	No	Time	No	Time	No	Time	No	Time	No	Time
31	2:14.34	4	4:21.04	4	6:27.68	4	8:35.96												
29	2:16.03	31	4:23.55	31	6:32.30	31	8:41.75												
4	2:16.27	69	4:31.74	69	6:42.61	69	8:54.45												
69	2:20.09	29	4:34.47	29	6:50.80	29	9:06.87												
61	2:22.30	61	4:39.61	80	7:12.12	656	9:27.31												
80	2:26.89	80	4:49.21	656	7:12.44	80	9:29.87												
12	2:32.47	656	4:53.89	12	7:30.74	6	9:59.31												
656	2:32.86	12	4:59.94	160	7:33.15	12	9:59.97												
6	2:36.68	160	5:04.68	6	7:33.53	160	10:01.03												
160	2:37.66	6	5:06.18	682	8:09.77	78	10:47.90												
78	2:38.82	682	5:28.60	78	8:14.63	682	10:48.52												
682	2:47.10	78	5:29.64	45	8:35.45	45	11:30.22												
45	2:54.75	45	5:44.77																



BOB NEWBY RACING & SOLOS 351cc - 500cc TO 1962

RESULT - RACE 34

PI	No	Evt	Name	Machine	Laps	Time	Behind	MPH	Best Lap on	MPH
1	119	6	Lee MOORE	Norton Manx 499	4	7:19.47		71.43	1:47.05	2 73.31
2	74	7	Dave MATRAVERS	Seeley G50	4	7:37.47	18.00	68.62	1:52.53	4 69.74
3	81	7	Michael FOX	Seeley G50	4	7:38.63	19.16	68.45	1:53.12	3 69.38
4	4	7	Ian HENSHAW	Royal Enfield Fury 500	4	7:51.51	32.04	66.58	1:55.08	4 68.20
5	215	6	Ian LUCAS	Norton Manx 350	4	7:52.20	32.73	66.48	1:54.31	4 68.66
6	3	6	Nick BEDFORD	Norton Manx 499	4	7:52.95	33.48	66.37	1:56.24	4 67.52
7	127	6	Adam BATEMAN	Seeley G50	4	8:05.38	45.91	64.68	1:59.30	4 65.78
8	59	6	Jack HEBB	Norton Manx 499	4	8:05.67	46.20	64.64	1:59.53	3 65.66
9	205	6	Paul MACDOUGALL	Norton 88 498	4	8:21.87	1:02.40	62.55	2:03.03	3 63.79
10	161	7	Tyler SCOTHERN	BSA B50	4	8:22.07	1:02.60	62.53	2:02.43	3 64.10
11	68	7	Keith RILEY	BSA B50	4	8:29.20	1:09.73	61.65	2:04.93	2 62.82
12	209	6	Mick BALDWIN	AJS 7R 349	4	8:38.70	1:19.23	60.52	2:07.04	2 61.78
<u>Not-Classified</u>										
	90	6	Ian AUSTIN	BSA Goldstar 363	2	4:15.45	DNF	61.44	2:04.21	2 63.18
<u>Fastest Lap</u>										
	119	6	Lee MOORE	Norton Manx 499					1:47.05	2 73.31

Start Time : 14:58

Cadwell Park

02 Jul 17 15:09

Clerk of Course :

Time Issued :

Chief Timekeeper : Anthony Smith

THESE RESULTS ARE PROVISIONAL UNTIL THE CONCLUSION OF ANY JUDICIAL AND TECHNICAL MATTERS

HS Sports Timing and Results Systems - Results and Lap Times at www.hssports.co.uk

BRITISH HISTORIC RACING

BOB NEWBY RACING & SOLOS 351cc - 500cc TO 1962

RESULT - RACE 34 - EVENT 6

PI	No	Evt	Name	Machine	Laps	Time	MPH	Best Lap on	MPH
1	119	6	Lee MOORE	Norton Manx 499	4	7:19.47	71.43	1:47.05	2 73.31
2	215	6	Ian LUCAS	Norton Manx 350	4	7:52.20	66.48	1:54.31	4 68.66
3	3	6	Nick BEDFORD	Norton Manx 499	4	7:52.95	66.37	1:56.24	4 67.52
4	127	6	Adam BATEMAN	Seeley G50	4	8:05.38	64.68	1:59.30	4 65.78
5	59	6	Jack HEBB	Norton Manx 499	4	8:05.67	64.64	1:59.53	3 65.66
6	205	6	Paul MACDOUGALL	Norton 88 498	4	8:21.87	62.55	2:03.03	3 63.79
7	209	6	Mick BALDWIN	AJS 7R 349	4	8:38.70	60.52	2:07.04	2 61.78

Not-Classified

90	6	Ian AUSTIN	BSA Goldstar 363	2	4:15.45	DNF	61.44	2:04.21	2 63.18
----	---	------------	------------------	---	---------	-----	-------	---------	---------

Fastest Lap

119	6	Lee MOORE	Norton Manx 499				1:47.05	2 73.31
-----	---	-----------	-----------------	--	--	--	---------	---------

Start Time : 14:58


Cadwell Park

02 Jul 17 15:09

Clerk of Course :

Time Issued :

Chief Timekeeper : Anthony Smith



THESE RESULTS ARE PROVISIONAL UNTIL THE CONCLUSION OF ANY JUDICIAL AND TECHNICAL MATTERS

HS Sports Timing and Results Systems - Results and Lap Times at www.hssports.co.uk



BOB NEWBY RACING & SOLOS 351cc - 500cc TO 1962

RESULT - RACE 34 - EVENT 7

PI	No	Evt	Name	Machine	Laps	Time	MPH	Best Lap on	MPH
1	74	7	Dave MATRAVERS	Seeley G50	4	7:37.47	68.62	1:52.53	4 69.74
2	81	7	Michael FOX	Seeley G50	4	7:38.63	68.45	1:53.12	3 69.38
3	4	7	Ian HENSHAW	Royal Enfield Fury 500	4	7:51.51	66.58	1:55.08	4 68.20
4	161	7	Tyler SCOTHERN	BSA B50	4	8:22.07	62.53	2:02.43	3 64.10
5	68	7	Keith RILEY	BSA B50	4	8:29.20	61.65	2:04.93	2 62.82

Fastest Lap

74 7 Dave MATRAVERS Seeley G50 1:52.53 4 69.74

Start Time : 14:58

Cadwell Park

02 Jul 17 15:09

Clerk of Course :

Time Issued :

Chief Timekeeper : Anthony Smith

THESE RESULTS ARE PROVISIONAL UNTIL THE CONCLUSION OF ANY JUDICIAL AND TECHNICAL MATTERS

HS Sports Timing and Results Systems - Results and Lap Times at www.hssports.co.uk

BOB NEWBY RACING & SOLOS 351cc - 500cc TO 1962

LAP TIMES - RACE 34

3	Nick BEDFORD										
	Lap	1	2	3	4	5	6	7	8	9	10
	1	2:02.90	1:57.24	1:56.57	1:56.24						
4	Ian HENSHAW										
	Lap	1	2	3	4	5	6	7	8	9	10
	1	2:03.13	1:57.52	1:55.78	1:55.08						
59	Jack HEBB										
	Lap	1	2	3	4	5	6	7	8	9	10
	1	2:06.56	1:59.69	1:59.53	1:59.89						
68	Keith RILEY										
	Lap	1	2	3	4	5	6	7	8	9	10
	1	2:13.50	2:04.93	2:05.39	2:05.38						
74	Dave MATRAVERS										
	Lap	1	2	3	4	5	6	7	8	9	10
	1	1:56.59	1:53.38	1:54.97	1:52.53						
81	Michael FOX										
	Lap	1	2	3	4	5	6	7	8	9	10
	1	1:58.70	1:53.25	1:53.12	1:53.56						
90	Ian AUSTIN										
	Lap	1	2	3	4	5	6	7	8	9	10
	1	2:11.24	2:04.21								
119	Lee MOORE										
	Lap	1	2	3	4	5	6	7	8	9	10
	1	1:56.72	1:47.05	1:47.46	1:48.24						
127	Adam BATEMAN										
	Lap	1	2	3	4	5	6	7	8	9	10
	1	2:04.59	2:00.27	2:01.22	1:59.30						
161	Tyler SCOTHERN										
	Lap	1	2	3	4	5	6	7	8	9	10
	1	2:11.47	2:04.26	2:02.43	2:03.91						
205	Paul MACDOUGALL										
	Lap	1	2	3	4	5	6	7	8	9	10
	1	2:10.50	2:04.27	2:03.03	2:04.07						
209	Mick BALDWIN										
	Lap	1	2	3	4	5	6	7	8	9	10
	1	2:14.86	2:07.04	2:08.42	2:08.38						
215	Ian LUCAS										
	Lap	1	2	3	4	5	6	7	8	9	10
	1	2:04.89	1:56.90	1:56.10	1:54.31						

Lap Chart

BOB NEWBY RACING & SOLOS 351cc - 500cc TO 1962 - RACE 34

Lap 1		Lap 2		Lap 3		Lap 4		Lap 5		Lap 6		Lap 7		Lap 8		Lap 9		Lap 10	
No	Time	No	Time	No	Time	No	Time	No	Time	No	Time	No	Time	No	Time	No	Time	No	Time
74	1:56.59	119	3:43.77	119	5:31.23	119	7:19.47												
119	1:56.72	74	3:49.97	74	5:44.94	74	7:37.47												
81	1:58.70	81	3:51.95	81	5:45.07	81	7:38.63												
3	2:02.90	3	4:00.14	4	5:56.43	4	7:51.51												
4	2:03.13	4	4:00.65	3	5:56.71	215	7:52.20												
127	2:04.59	215	4:01.79	215	5:57.89	3	7:52.95												
215	2:04.89	127	4:04.86	59	6:05.78	127	8:05.38												
59	2:06.56	59	4:06.25	127	6:06.08	59	8:05.67												
205	2:10.50	205	4:14.77	205	6:17.80	205	8:21.87												
90	2:11.24	90	4:15.45	161	6:18.16	161	8:22.07												
161	2:11.47	161	4:15.73	68	6:23.82	68	8:29.20												
68	2:13.50	68	4:18.43	209	6:30.32	209	8:38.70												
209	2:14.86	209	4:21.90																



BONHAMS AUCTIONEERS CHAMPIONSHIP

RESULT - RACE 35

PI	No	Evt	Name	Machine	Laps	Time	Behind	MPH	Best Lap on	MPH
1	95	50	Richard ALDOUS	Triumph Trident 750	4	7:42.73		67.84	1:53.94	4 68.88
2	138	50	Mike KEMP	Norton Atlas 745	4	7:57.93	15.20	65.68	1:56.47	3 67.38
3	23	50	Paul HOLLIDAY	BMW R75/5 1040	4	8:03.42	20.69	64.94	1:58.89	4 66.01
4	253	50	Scott HARRIS	Norton Kirby 920	4	8:04.34	21.61	64.81	1:58.37	4 66.30
5	264	50	Nic POWELL	Moto Guzzi 744	4	8:12.33	29.60	63.76	2:00.34	4 65.22
6	71	50	Gary HIRONS	Norton Interpol 2	4	8:14.37	31.64	63.50	2:01.58	3 64.55
7	205	50	Paul MACDOUGALL	Norton 88 498	4	8:15.00	32.27	63.42	2:01.13	2 64.79
8	257	50	Richard STUBBS	BMW R100 980	4	8:15.76	33.03	63.32	2:01.05	3 64.83
9	271	50	Phil BOOTHERSTONE	Triumph Daytona 490	4	8:26.87	44.14	61.93	2:03.75	4 63.42
10	101	50	Gary WIDDOWSON	Suzuki GSX 400	4	8:27.16	44.43	61.90	2:04.47	4 63.05
11	87	50	Shaun MULLIGAN	Yamaha SR500	4	8:28.84	46.11	61.69	2:04.46	4 63.06
12	68	50	Keith RILEY	Velocette KSS 348	4	8:50.88	1:08.15	59.13	2:10.54	2 60.12

Fastest Lap

95 50 Richard ALDOUS Triumph Trident 750 1:53.94 4 68.88

Start Time : 15:13

Cadwell Park

02 Jul 17 15:23

Clerk of Course :

Time Issued :

Chief Timekeeper : Anthony Smith

THESE RESULTS ARE PROVISIONAL UNTIL THE CONCLUSION OF ANY JUDICIAL AND TECHNICAL MATTERS

HS Sports Timing and Results Systems - Results and Lap Times at www.hssports.co.uk

BONHAMS AUCTIONEERS CHAMPIONSHIP

LAP TIMES - RACE 35

23	Paul HOLLIDAY										
	Lap	1	2	3	4	5	6	7	8	9	10
	1	2:05.52	1:59.68	1:59.33	1:58.89						
68	Keith RILEY										
	Lap	1	2	3	4	5	6	7	8	9	10
	1	2:16.69	2:10.54	2:11.32	2:12.33						
71	Gary HIRONS										
	Lap	1	2	3	4	5	6	7	8	9	10
	1	2:08.53	2:01.95	2:01.58	2:02.31						
87	Shaun MULLIGAN										
	Lap	1	2	3	4	5	6	7	8	9	10
	1	2:13.52	2:06.04	2:04.82	2:04.46						
95	Richard ALDOUS										
	Lap	1	2	3	4	5	6	7	8	9	10
	1	2:00.30	1:54.05	1:54.44	1:53.94						
101	Gary WIDDOWSON										
	Lap	1	2	3	4	5	6	7	8	9	10
	1	2:11.76	2:05.51	2:05.42	2:04.47						
138	Mike KEMP										
	Lap	1	2	3	4	5	6	7	8	9	10
	1	2:05.52	1:58.12	1:56.47	1:57.82						
205	Paul MACDOUGALL										
	Lap	1	2	3	4	5	6	7	8	9	10
	1	2:10.08	2:01.13	2:01.42	2:02.37						
253	Scott HARRIS										
	Lap	1	2	3	4	5	6	7	8	9	10
	1	2:07.18	1:59.07	1:59.72	1:58.37						
257	Richard STUBBS										
	Lap	1	2	3	4	5	6	7	8	9	10
	1	2:09.38	2:02.38	2:01.05	2:02.95						
264	Nic POWELL										
	Lap	1	2	3	4	5	6	7	8	9	10
	1	2:09.92	2:00.82	2:01.25	2:00.34						
271	Phil BOOTHERSTONE										
	Lap	1	2	3	4	5	6	7	8	9	10
	1	2:12.45	2:05.67	2:05.00	2:03.75						

Lap Chart

BONHAMS AUCTIONEERS CHAMPIONSHIP - RACE 35

Lap 1		Lap 2		Lap 3		Lap 4		Lap 5		Lap 6		Lap 7		Lap 8		Lap 9		Lap 10	
No	Time	No	Time	No	Time	No	Time	No	Time	No	Time	No	Time	No	Time	No	Time	No	Time
95	2:00.30	95	3:54.35	95	5:48.79	95	7:42.73												
138	2:05.52	138	4:03.64	138	6:00.11	138	7:57.93												
23	2:05.52	23	4:05.20	23	6:04.53	23	8:03.42												
253	2:07.18	253	4:06.25	253	6:05.97	253	8:04.34												
71	2:08.53	71	4:10.48	264	6:11.99	264	8:12.33												
257	2:09.38	264	4:10.74	71	6:12.06	71	8:14.37												
264	2:09.92	205	4:11.21	205	6:12.63	205	8:15.00												
205	2:10.08	257	4:11.76	257	6:12.81	257	8:15.76												
101	2:11.76	101	4:17.27	101	6:22.69	271	8:26.87												
271	2:12.45	271	4:18.12	271	6:23.12	101	8:27.16												
87	2:13.52	87	4:19.56	87	6:24.38	87	8:28.84												
68	2:16.69	68	4:27.23	68	6:38.55	68	8:50.88												



GOODWIN & PALLETFORCE CHAMPIONSHIPS

RESULT - RACE 36

PI	No	Evt	Name	Machine	Laps	Time	Behind	MPH	Best Lap on	MPH
1	60	5	Richard HAWKINS	Ducati MK III 349	4	7:33.67		69.20	1:50.86	4 70.79
2	74	5	Dave MATRAVERS	Seeley 7R 350	4	7:34.03	0.36	69.14	1:50.82	4 70.82
3	3	4	Nick BEDFORD	Norton Manx 348	4	7:59.22	25.55	65.51	1:56.92	4 67.12
4	195	4	Graham BULLER	Norton 40M 348	4	7:59.53	25.86	65.46	1:57.38	4 66.86
5	4	4	Ian HENSHAW	Royal Enfield Clipper	4	8:14.93	41.26	63.43	2:02.49	4 64.07
6	215	4	Ian LUCAS	Norton Manx 350	4	8:24.71	51.04	62.20	2:03.85	4 63.37
7	209	4	Mick BALDWIN	AJS 7R 349	4	8:33.93	1:00.26	61.08	2:06.12	4 62.23
8	18	4	Paul MATRAVERS	Norton Manx 350	4	8:40.47	1:06.80	60.31	2:07.21	3 61.69
9	68	4	Keith RILEY	Velocette KSS 348	4	8:51.36	1:17.69	59.08	2:10.43	4 60.17
10	186	4	Sean GAUCHWIN	Royal Enfield Bullet	4	9:35.85	2:02.18	54.51	2:22.19	3 55.19

Fastest Lap

74 5 Dave MATRAVERS Seeley 7R 350 1:50.82 4 70.82

Start Time : 15:47

Cadwell Park

02 Jul 17 15:59

Clerk of Course :

Time Issued :

Chief Timekeeper : Anthony Smith

THESE RESULTS ARE PROVISIONAL UNTIL THE CONCLUSION OF ANY JUDICIAL AND TECHNICAL MATTERS

HS Sports Timing and Results Systems - Results and Lap Times at www.hssports.co.uk



GOODWIN & PALLETFORCE CHAMPIONSHIPS

RESULT - RACE 36 - EVENT 4

PI	No	Evt	Name	Machine	Laps	Time	MPH	Best Lap on	MPH
1	3	4	Nick BEDFORD	Norton Manx 348	4	7:59.22	65.51	1:56.92	4 67.12
2	195	4	Graham BULLER	Norton 40M 348	4	7:59.53	65.46	1:57.38	4 66.86
3	4	4	Ian HENSHAW	Royal Enfield Clipper	4	8:14.93	63.43	2:02.49	4 64.07
4	215	4	Ian LUCAS	Norton Manx 350	4	8:24.71	62.20	2:03.85	4 63.37
5	209	4	Mick BALDWIN	AJS 7R 349	4	8:33.93	61.08	2:06.12	4 62.23
6	18	4	Paul MATRAVERS	Norton Manx 350	4	8:40.47	60.31	2:07.21	3 61.69
7	68	4	Keith RILEY	Velocette KSS 348	4	8:51.36	59.08	2:10.43	4 60.17
8	186	4	Sean GAUCHWIN	Royal Enfield Bullet	4	9:35.85	54.51	2:22.19	3 55.19

Fastest Lap

3 4 Nick BEDFORD Norton Manx 348 1:56.92 4 67.12

Start Time : 15:47

Cadwell Park

02 Jul 17 15:59

Clerk of Course :

Time Issued :

Chief Timekeeper : Anthony Smith

THESE RESULTS ARE PROVISIONAL UNTIL THE CONCLUSION OF ANY JUDICIAL AND TECHNICAL MATTERS

HS Sports Timing and Results Systems - Results and Lap Times at www.hssports.co.uk



GOODWIN & PALLETFORCE CHAMPIONSHIPS

RESULT - RACE 36 - EVENT 5

Pl	No	Evt	Name	Machine	Laps	Time	MPH	Best Lap on	MPH
1	60	5	Richard HAWKINS	Ducati MK III 349	4	7:33.67	69.20	1:50.86	4 70.79
2	74	5	Dave MATRAVERS	Seeley 7R 350	4	7:34.03	69.14	1:50.82	4 70.82

Fastest Lap

74 5 Dave MATRAVERS Seeley 7R 350 1:50.82 4 70.82

Start Time : 15:47

Cadwell Park

02 Jul 17 15:59

Clerk of Course :

Time Issued :

Chief Timekeeper : Anthony Smith

THESE RESULTS ARE PROVISIONAL UNTIL THE CONCLUSION OF ANY JUDICIAL AND TECHNICAL MATTERS

HS Sports Timing and Results Systems - Results and Lap Times at www.hssports.co.uk

GOODWIN & PALLETFORCE CHAMPIONSHIPS

LAP TIMES - RACE 36

3	Nick BEDFORD										
	Lap	1	2	3	4	5	6	7	8	9	10
	1	2:05.08	1:58.34	1:58.88	1:56.92						

4	Ian HENSHAW										
	Lap	1	2	3	4	5	6	7	8	9	10
	1	2:06.89	2:02.64	2:02.91	2:02.49						

18	Paul MATRAVERS										
	Lap	1	2	3	4	5	6	7	8	9	10
	1	2:14.82	2:08.12	2:07.21	2:10.32						

60	Richard HAWKINS										
	Lap	1	2	3	4	5	6	7	8	9	10
	1	1:58.61	1:52.34	1:51.86	1:50.86						

68	Keith RILEY										
	Lap	1	2	3	4	5	6	7	8	9	10
	1	2:18.97	2:10.92	2:11.04	2:10.43						

74	Dave MATRAVERS										
	Lap	1	2	3	4	5	6	7	8	9	10
	1	1:58.99	1:52.43	1:51.79	1:50.82						

186	Sean GAUCHWIN										
	Lap	1	2	3	4	5	6	7	8	9	10
	1	2:28.13	2:23.02	2:22.19	2:22.51						

195	Graham BULLER										
	Lap	1	2	3	4	5	6	7	8	9	10
	1	2:04.80	1:58.53	1:58.82	1:57.38						

209	Mick BALDWIN										
	Lap	1	2	3	4	5	6	7	8	9	10
	1	2:14.21	2:06.65	2:06.95	2:06.12						

215	Ian LUCAS										
	Lap	1	2	3	4	5	6	7	8	9	10
	1	2:12.12	2:04.20	2:04.54	2:03.85						

Lap Chart

GOODWIN & PALLETFORCE CHAMPIONSHIPS - RACE 36

Lap 1		Lap 2		Lap 3		Lap 4		Lap 5		Lap 6		Lap 7		Lap 8		Lap 9		Lap 10	
No	Time	No	Time	No	Time	No	Time	No	Time	No	Time	No	Time	No	Time	No	Time	No	Time
60	1:58.61	60	3:50.95	60	5:42.81	60	7:33.67												
74	1:58.99	74	3:51.42	74	5:43.21	74	7:34.03												
195	2:04.80	195	4:03.33	195	6:02.15	3	7:59.22												
3	2:05.08	3	4:03.42	3	6:02.30	195	7:59.53												
4	2:06.89	4	4:09.53	4	6:12.44	4	8:14.93												
215	2:12.12	215	4:16.32	215	6:20.86	215	8:24.71												
209	2:14.21	209	4:20.86	209	6:27.81	209	8:33.93												
18	2:14.82	18	4:22.94	18	6:30.15	18	8:40.47												
68	2:18.97	68	4:29.89	68	6:40.93	68	8:51.36												
186	2:28.13	186	4:51.15	186	7:13.34	186	9:35.85												



SUPERMONO GB & CLASSIC RACER MAGAZINE CHAMPIONSHIPS

RESULT - RACE 37

PI	No	Evt	Name	Machine	Laps	Time	Behind	MPH	Best Lap on	MPH
1	98	13	Carl SMALLEY	BMW K100	4	7:17.50		71.75	1:47.02	3 73.33
2	213	13	Gary PORTER	BSA Rob North 930	4	7:22.99	5.49	70.86	1:47.84	3 72.77
3	59	22	Daniel LEDGER	KTM SMC 650	4	7:34.20	16.70	69.11	1:51.28	2 70.52
4	75	22	James LUCK	Tigcraft Yamaha 700	4	7:46.14	28.64	67.34	1:53.91	3 68.90
5	107	22	Clive SOMERFIELD	Honda Kerby 500	4	7:51.87	34.37	66.53	1:56.84	3 67.17
6	257	13	Richard STUBBS	BMW R100 980	4	8:09.17	51.67	64.17	1:59.86	4 65.48
7	71	13	Gary HIRONS	Norton Interpol 2	4	8:10.75	53.25	63.97	2:00.67	4 65.04
8	191	13	Mark LEETON	Ducati TT2 600	4	8:12.10	54.60	63.79	2:00.95	4 64.89
9	118	13	Charlie OLLIS	MZ TS250/1	4	8:38.55	1:21.05	60.54	2:06.66	2 61.96
10	154	13	Dave FITZPATRICK	Laverda Montjuic 499	4	8:45.26	1:27.76	59.76	2:08.52	4 61.06
11	295	13	Charles OLLIS	MZ Supa 5 250	4	9:29.09	2:11.59	55.16	2:19.80	3 56.14

Not-Classified

271	13	Phil BOOTHERSTONE	Triumph Daytona 490	1	2:14.48	DNF	58.36	2:09.74	1 60.49
-----	----	-------------------	---------------------	---	---------	-----	-------	---------	---------

Fastest Lap

98	13	Carl SMALLEY	BMW K100					1:47.02	3 73.33
----	----	--------------	----------	--	--	--	--	---------	---------

Start Time : 16:02

Cadwell Park

02 Jul 17 16:12

Clerk of Course :

Time Issued :

Chief Timekeeper : Anthony Smith

THESE RESULTS ARE PROVISIONAL UNTIL THE CONCLUSION OF ANY JUDICIAL AND TECHNICAL MATTERS

HS Sports Timing and Results Systems - Results and Lap Times at www.hssports.co.uk



SUPERMONO GB & CLASSIC RACER MAGAZINE CHAMPIONSHIPS

RESULT - RACE 37 - EVENT 13

PI	No	Evt	Name	Machine	Laps	Time	MPH	Best Lap on	MPH
1	98	13	Carl SMALLEY	BMW K100	4	7:17.50	71.75	1:47.02	3 73.33
2	213	13	Gary PORTER	BSA Rob North 930	4	7:22.99	70.86	1:47.84	3 72.77
3	257	13	Richard STUBBS	BMW R100 980	4	8:09.17	64.17	1:59.86	4 65.48
4	71	13	Gary HIRONS	Norton Interpol 2	4	8:10.75	63.97	2:00.67	4 65.04
5	191	13	Mark LEETON	Ducati TT2 600	4	8:12.10	63.79	2:00.95	4 64.89
6	118	13	Charlie OLLIS	MZ TS250/1	4	8:38.55	60.54	2:06.66	2 61.96
7	154	13	Dave FITZPATRICK	Laverda Montjuic 499	4	8:45.26	59.76	2:08.52	4 61.06
8	295	13	Charles OLLIS	MZ Supa 5 250	4	9:29.09	55.16	2:19.80	3 56.14

Not-Classified

271	13	Phil BOOTHERSTONE	Triumph Daytona 490	1	2:14.48	DNF	58.36	2:09.74	1 60.49
-----	----	-------------------	---------------------	---	---------	-----	-------	---------	---------

Fastest Lap

98	13	Carl SMALLEY	BMW K100				1:47.02	3 73.33	
----	----	--------------	----------	--	--	--	---------	---------	--

Start Time : 16:02

Cadwell Park

02 Jul 17 16:13

Clerk of Course :

Time Issued :

Chief Timekeeper : Anthony Smith

THESE RESULTS ARE PROVISIONAL UNTIL THE CONCLUSION OF ANY JUDICIAL AND TECHNICAL MATTERS

HS Sports Timing and Results Systems - Results and Lap Times at www.hssports.co.uk



SUPERMONO GB & CLASSIC RACER MAGAZINE CHAMPIONSHIPS

RESULT - RACE 37 - EVENT 22

Pl	No	Evt	Name	Machine	Laps	Time	MPH	Best Lap on	MPH
1	59	22	Daniel LEDGER	KTM SMC 650	4	7:34.20	69.11	1:51.28	2 70.52
2	75	22	James LUCK	Tigcraft Yamaha 700	4	7:46.14	67.34	1:53.91	3 68.90
3	107	22	Clive SOMERFIELD	Honda Kerby 500	4	7:51.87	66.53	1:56.84	3 67.17

Fastest Lap

59 22 Daniel LEDGER KTM SMC 650 1:51.28 2 70.52

Start Time : 16:02

Cadwell Park

02 Jul 17 16:13

Clerk of Course :

Time Issued :

Chief Timekeeper : Anthony Smith

THESE RESULTS ARE PROVISIONAL UNTIL THE CONCLUSION OF ANY JUDICIAL AND TECHNICAL MATTERS

HS Sports Timing and Results Systems - Results and Lap Times at www.hssports.co.uk

SUPERMONO GB & CLASSIC RACER MAGAZINE CHAMPIONSHIPS

LAP TIMES - RACE 37

59	Daniel LEDGER										
	Lap	1	2	3	4	5	6	7	8	9	10
	1	1:56.31	1:51.28	1:51.91	1:53.30						
71	Gary HIRONS										
	Lap	1	2	3	4	5	6	7	8	9	10
	1	2:01.47	2:02.52	2:01.18	2:00.67						
75	James LUCK										
	Lap	1	2	3	4	5	6	7	8	9	10
	1	1:58.60	1:57.27	1:53.91	1:53.93						
98	Carl SMALLEY										
	Lap	1	2	3	4	5	6	7	8	9	10
	1	1:50.74	1:47.80	1:47.02	1:47.99						
107	Clive SOMERFIELD										
	Lap	1	2	3	4	5	6	7	8	9	10
	1	1:59.38	1:57.12	1:56.84	1:56.93						
118	Charlie OLLIS										
	Lap	1	2	3	4	5	6	7	8	9	10
	1	2:12.93	2:06.66	2:07.29	2:06.97						
154	Dave FITZPATRICK										
	Lap	1	2	3	4	5	6	7	8	9	10
	1	2:12.29	2:10.18	2:09.03	2:08.52						
191	Mark LEETON										
	Lap	1	2	3	4	5	6	7	8	9	10
	1	2:03.67	2:01.51	2:01.32	2:00.95						
213	Gary PORTER										
	Lap	1	2	3	4	5	6	7	8	9	10
	1	1:53.95	1:49.06	1:47.84	1:48.34						
257	Richard STUBBS										
	Lap	1	2	3	4	5	6	7	8	9	10
	1	2:03.68	2:01.11	2:01.46	1:59.86						
271	Phil BOOTHERSTONE										
	Lap	1	2	3	4	5	6	7	8	9	10
	1	2:09.74									
295	Charles OLLIS										
	Lap	1	2	3	4	5	6	7	8	9	10
	1	2:24.18	2:20.88	2:19.80	2:20.36						

Lap Chart

SUPERMONO GB & CLASSIC RACER MAGAZINE CHAMPIONSHIPS - RACE 37

Lap 1		Lap 2		Lap 3		Lap 4		Lap 5		Lap 6		Lap 7		Lap 8		Lap 9		Lap 10	
No	Time	No	Time	No	Time	No	Time	No	Time	No	Time	No	Time	No	Time	No	Time	No	Time
98	1:54.69	98	3:42.49	98	5:29.51	98	7:17.50												
59	1:57.71	213	3:46.81	213	5:34.65	213	7:22.99												
213	1:57.75	59	3:48.99	59	5:40.90	59	7:34.20												
107	2:00.98	107	3:58.10	75	5:52.21	75	7:46.14												
75	2:01.03	75	3:58.30	107	5:54.94	107	7:51.87												
71	2:06.38	257	4:07.85	257	6:09.31	257	8:09.17												
257	2:06.74	71	4:08.90	71	6:10.08	71	8:10.75												
191	2:08.32	191	4:09.83	191	6:11.15	191	8:12.10												
271	2:14.48	118	4:24.29	118	6:31.58	118	8:38.55												
154	2:17.53	154	4:27.71	154	6:36.74	154	8:45.26												
118	2:17.63	295	4:48.93	295	7:08.73	295	9:29.09												
295	2:28.05																		



PENGUIN SPEED SHOP & SIDECAR RADIO CHAMPIONSHIPS

RESULT - RACE 38

PI	No	Evt	Name	Machine	Laps	Time	Behind	MPH	Best Lap on	MPH
1	33	18	HEGARTY/ NEAVE	BMW K100	4	8:13.07		63.67	2:01.26	2 64.72
2	98	18	GAGG/ HASE	BMW K100 1093	4	8:18.23	5.16	63.01	2:03.32	3 63.64
3	34	17	TUER/ TUER	Morgan Racing 1208	4	8:33.99	20.92	61.08	2:00.30	4 65.24
4	47	17	BIBBY/ HEANEY	Morgan	4	8:34.51	21.44	61.01	1:59.20	4 65.84
5	49	18	JONES/ BROWN	BMW K100 987	4	8:52.04	38.97	59.00	2:08.67	2 60.99
6	13	18	LORRIMAN/ THOMAS	BMW K100 1000	4	9:01.25	48.18	58.00	2:12.59	2 59.19
7	187	17	ABRAHAMS ABRAHAMS/	Vincent Rapide 998	4	9:03.24	50.17	57.79	2:09.10	4 60.79
8	96	18	WILKINS/ WILKINS	BMW K100 1200	4	9:08.38	55.31	57.24	2:16.06	2 57.68
9	25	18	WHITAKER/ ALLEN	BMW K100 1000	4	9:09.07	56.00	57.17	2:13.14	4 58.95
10	27	17	HUTCHINSON/ WHITTAKER	Berkeley T60 1293	4	9:10.51	57.44	57.02	2:10.61	3 60.09
11	68	18	COCK/ ENGLISH	BMW K100 RS 987	4	9:45.12	1:32.05	53.65	2:22.32	3 55.14
12	59	17	METTAM/ SIMONS-WESTON	Ward Mogvin 1247	4	10:12.49	1:59.42	51.25	2:24.14	2 54.45
13	92	18	ROOME/ CLOWES	BMW K100 1000	4	10:16.63	2:03.56	50.91	2:31.66	3 51.75

Fastest Lap

47 17 BIBBY/ HEANEY Morgan 1:59.20 4 65.84

Start Time : 16:17

Cadwell Park

02 Jul 17 16:28

Clerk of Course :

Time Issued :

Chief Timekeeper : Anthony Smith

THESE RESULTS ARE PROVISIONAL UNTIL THE CONCLUSION OF ANY JUDICIAL AND TECHNICAL MATTERS

HS Sports Timing and Results Systems - Results and Lap Times at www.hssports.co.uk



PENGUIN SPEED SHOP & SIDECAR RADIO CHAMPIONSHIPS

RESULT - RACE 38 - EVENT 17

PI	No	Evt	Name	Machine	Laps	Time	MPH	Best Lap on	MPH
1	34	17	TUER/ TUER	Morgan Racing 1208	4	8:33.99	61.08	2:00.30	4 65.24
2	47	17	BIBBY/ HEANEY	Morgan	4	8:34.51	61.01	1:59.20	4 65.84
3	187	17	ABRAHAMS ABRAHAMS/	Vincent Rapide 998	4	9:03.24	57.79	2:09.10	4 60.79
4	27	17	HUTCHINSON/ WHITTAKER	Berkeley T60 1293	4	9:10.51	57.02	2:10.61	3 60.09
5	59	17	METTAM/ SIMONS-WESTON	Ward Mogvin 1247	4	10:12.49	51.25	2:24.14	2 54.45

Fastest Lap

47 17 BIBBY/ HEANEY Morgan 1:59.20 4 65.84

Start Time : 16:17

Cadwell Park

02 Jul 17 16:29

Clerk of Course :

Time Issued :

Chief Timekeeper : Anthony Smith

THESE RESULTS ARE PROVISIONAL UNTIL THE CONCLUSION OF ANY JUDICIAL AND TECHNICAL MATTERS

HS Sports Timing and Results Systems - Results and Lap Times at www.hssports.co.uk



PENGUIN SPEED SHOP & SIDECAR RADIO CHAMPIONSHIPS

RESULT - RACE 38 - EVENT 18

PI	No	Evt	Name	Machine	Laps	Time	MPH	Best Lap on	MPH
1	33	18	HEGARTY/ NEAVE	BMW K100	4	8:13.07	63.67	2:01.26	2 64.72
2	98	18	GAGG/ HASE	BMW K100 1093	4	8:18.23	63.01	2:03.32	3 63.64
3	49	18	JONES/ BROWN	BMW K100 987	4	8:52.04	59.00	2:08.67	2 60.99
4	13	18	LORRIMAN/ THOMAS	BMW K100 1000	4	9:01.25	58.00	2:12.59	2 59.19
5	96	18	WILKINS/ WILKINS	BMW K100 1200	4	9:08.38	57.24	2:16.06	2 57.68
6	25	18	WHITAKER/ ALLEN	BMW K100 1000	4	9:09.07	57.17	2:13.14	4 58.95
7	68	18	COCK/ ENGLISH	BMW K100 RS 987	4	9:45.12	53.65	2:22.32	3 55.14
8	92	18	ROOME/ CLOWES	BMW K100 1000	4	10:16.63	50.91	2:31.66	3 51.75

Fastest Lap

33 18 HEGARTY/ NEAVE BMW K100 2:01.26 2 64.72

Start Time : 16:17

Cadwell Park

02 Jul 17 16:29

Clerk of Course :

Time Issued :

Chief Timekeeper : Anthony Smith

THESE RESULTS ARE PROVISIONAL UNTIL THE CONCLUSION OF ANY JUDICIAL AND TECHNICAL MATTERS

HS Sports Timing and Results Systems - Results and Lap Times at www.hssports.co.uk

PENGUIN SPEED SHOP & SIDECAR RADIO CHAMPIONSHIPS

LAP TIMES - RACE 38

13 LORRIMAN/ THOMAS

Lap	1	2	3	4	5	6	7	8	9	10
1	2:16.43	2:12.59	2:13.92	2:14.76						

25 WHITAKER/ ALLEN

Lap	1	2	3	4	5	6	7	8	9	10
1	2:20.07	2:17.34	2:15.91	2:13.14						

27 HUTCHINSON/ WHITTAKER

Lap	1	2	3	4	5	6	7	8	9	10
1	2:11.85	2:11.85	2:10.61	2:11.53						

33 HEGARTY/ NEAVE

Lap	1	2	3	4	5	6	7	8	9	10
1	2:04.20	2:01.26	2:01.99	2:01.68						

34 TUER/ TUER

Lap	1	2	3	4	5	6	7	8	9	10
1	2:02.45	2:04.69	2:00.93	2:00.30						

47 BIBBY/ HEANEY

Lap	1	2	3	4	5	6	7	8	9	10
1	2:03.96	2:05.43	2:00.19	1:59.20						

49 JONES/ BROWN

Lap	1	2	3	4	5	6	7	8	9	10
1	2:16.62	2:08.67	2:12.31	2:10.96						

59 METTAM/ SIMONS-WESTON

Lap	1	2	3	4	5	6	7	8	9	10
1	2:27.13	2:24.14	2:25.11	2:29.59						

68 COCK/ ENGLISH

Lap	1	2	3	4	5	6	7	8	9	10
1	2:25.90	2:25.60	2:22.32	2:27.03						

92 ROOME/ CLOWES

Lap	1	2	3	4	5	6	7	8	9	10
1	2:32.75	2:32.58	2:31.66	2:34.93						

96 WILKINS/ WILKINS

Lap	1	2	3	4	5	6	7	8	9	10
1	2:16.29	2:16.06	2:16.21	2:16.92						

98 GAGG/ HASE

Lap	1	2	3	4	5	6	7	8	9	10
1	2:05.95	2:03.70	2:03.32	2:03.72						

187 ABRAHAMS ABRAHAMS/

Lap	1	2	3	4	5	6	7	8	9	10
1	2:10.37	2:09.49	2:09.72	2:09.10						

Lap Chart

PENGUIN SPEED SHOP & SIDECAR RADIO CHAMPIONSHIPS - RACE 38

Lap 1		Lap 2		Lap 3		Lap 4		Lap 5		Lap 6		Lap 7		Lap 8		Lap 9		Lap 10	
No	Time	No	Time	No	Time	No	Time	No	Time	No	Time	No	Time	No	Time	No	Time	No	Time
98	2:07.49	33	4:09.40	33	6:11.39	33	8:13.07												
33	2:08.14	98	4:11.19	98	6:14.51	98	8:18.23												
96	2:19.19	49	4:28.77	34	6:33.69	34	8:33.99												
13	2:19.98	13	4:32.57	47	6:35.31	47	8:34.51												
49	2:20.10	34	4:32.76	49	6:41.08	49	8:52.04												
25	2:22.68	47	4:35.12	13	6:46.49	13	9:01.25												
34	2:28.07	96	4:35.25	96	6:51.46	187	9:03.24												
47	2:29.69	25	4:40.02	187	6:54.14	96	9:08.38												
68	2:30.17	187	4:44.42	25	6:55.93	25	9:09.07												
187	2:34.93	27	4:48.37	27	6:58.98	27	9:10.51												
27	2:36.52	68	4:55.77	68	7:18.09	68	9:45.12												
92	2:37.46	92	5:10.04	92	7:41.70	59	10:12.49												
59	2:53.65	59	5:17.79	59	7:42.90	92	10:16.63												



TUERS GARAGE, LACEY DUCATI & REX CAUNT RACING CHAMPS.

RESULT - RACE 39

PI	No	Evt	Name	Machine	Laps	Time	Behind	MPH	Best Lap on	MPH
1	60	12	Richard HAWKINS	Ducati MK III 349	4	7:34.69		69.04	1:51.36	2 70.47
2	81	12	Michael FOX	Ducati MKIII 350	4	7:40.28	5.59	68.20	1:52.11	2 70.00
3	94	12	Geoff MILLS	Ducati Harrison 350	4	7:50.56	15.87	66.71	1:55.93	2 67.70
4	150	11	Robert DUESBURY	BSA Bantam 175	4	8:08.06	33.37	64.32	1:58.59	4 66.18
5	36	11	Ian SCUTT	BSA Bantam 125	4	8:08.48	33.79	64.26	1:58.46	3 66.25
6	51	11	Michael BROWN	BSA Bantam 125	4	8:25.44	50.75	62.11	2:02.90	4 63.86
7	253	12	Scott HARRIS	Ducat MKIII 350	4	8:25.70	51.01	62.08	2:02.89	4 63.86
8	22	12	Rod GRAHAM	Ducati Daytona 250	4	8:33.42	58.73	61.14	2:04.30	4 63.14
9	248	12	Andrew PIGGOTT	Ducati Saxon 340	4	8:45.10	1:10.41	59.78	2:07.17	2 61.71
10	165	12	Jim PORTER	Ducati Sebring 350	4	8:49.91	1:15.22	59.24	2:09.82	4 60.45
11	68	1	Keith RILEY	Velocette KSS 348	4	8:52.60	1:17.91	58.94	2:10.19	4 60.28
12	52	11	Robbie BROWN	BSA Bantam 175	4	8:52.66	1:17.97	58.93	2:08.91	4 60.88
13	297	1	Samuel PAGE	Velocette Mac 350	4	9:13.83	1:39.14	56.68	2:15.43	2 57.95
14	44	1	Michael HARRISON	New Imperial GP 349	4	9:51.12	2:16.43	53.11	2:25.11	3 54.08
15	89	11	Andy SEED	BSA Bantam 175	3	7:44.36	1 Lap	50.70	2:28.84	3 52.73
16	223	11	Andrew FRASER	BSA Bantam 125	3	7:44.46	1 Lap	50.69	2:30.45	0 52.16

Not-Classified

259	12	Richard BOOL	Ducati Mach I 250	1	2:25.61	DNF	53.90	2:21.49	1 55.47
33	1	Mike POWELL	Scott Flying Squirrel	0		Starter			

Fastest Lap

60	12	Richard HAWKINS	Ducati MK III 349					1:51.36	2 70.47
----	----	-----------------	-------------------	--	--	--	--	---------	---------

Start Time : 16:35

Cadwell Park

02 Jul 17 16:50

Clerk of Course :

Time Issued :

Chief Timekeeper : Anthony Smith

THESE RESULTS ARE PROVISIONAL UNTIL THE CONCLUSION OF ANY JUDICIAL AND TECHNICAL MATTERS

HS Sports Timing and Results Systems - Results and Lap Times at www.hssports.co.uk



TUERS GARAGE, LACEY DUCATI & REX CAUNT RACING CHAMPS.

RESULT - RACE 39 - EVENT 1

PI	No	Evt	Name	Machine	Laps	Time	MPH	Best Lap on	MPH
1	68	1	Keith RILEY	Velocette KSS 348	4	8:52.60	58.94	2:10.19	4 60.28
2	297	1	Samuel PAGE	Velocette Mac 350	4	9:13.83	56.68	2:15.43	2 57.95
3	44	1	Michael HARRISON	New Imperial GP 349	4	9:51.12	53.11	2:25.11	3 54.08

Not-Classified

33 1 Mike POWELL Scott Flying Squirrel 0 Starter

Fastest Lap

68 1 Keith RILEY Velocette KSS 348 2:10.19 4 60.28

Start Time : 16:35

Cadwell Park

02 Jul 17 16:51

Clerk of Course :

Time Issued :

Chief Timekeeper : Anthony Smith

THESE RESULTS ARE PROVISIONAL UNTIL THE CONCLUSION OF ANY JUDICIAL AND TECHNICAL MATTERS

HS Sports Timing and Results Systems - Results and Lap Times at www.hssports.co.uk

BRITISH HISTORIC RACING

TUERS GARAGE, LACEY DUCATI & REX CAUNT RACING CHAMPS.

RESULT - RACE 39 - EVENT 11

PI	No	Evt	Name	Machine	Laps	Time	MPH	Best Lap on	MPH
1	150	11	Robert DUESBURY	BSA Bantam 175	4	8:08.06	64.32	1:58.59	4 66.18
2	36	11	Ian SCUTT	BSA Bantam 125	4	8:08.48	64.26	1:58.46	3 66.25
3	51	11	Michael BROWN	BSA Bantam 125	4	8:25.44	62.11	2:02.90	4 63.86
4	52	11	Robbie BROWN	BSA Bantam 175	4	8:52.66	58.93	2:08.91	4 60.88
5	89	11	Andy SEED	BSA Bantam 175	3	7:44.36	50.70	2:28.84	3 52.73
6	223	11	Andrew FRASER	BSA Bantam 125	3	7:44.46	50.69	2:30.45	0 52.16

Fastest Lap

36 11 Ian SCUTT BSA Bantam 125 1:58.46 3 66.25

Start Time : 16:35

Cadwell Park

02 Jul 17 16:51

Clerk of Course :

Time Issued :

Chief Timekeeper : Anthony Smith



THESE RESULTS ARE PROVISIONAL UNTIL THE CONCLUSION OF ANY JUDICIAL AND TECHNICAL MATTERS

HS Sports Timing and Results Systems - Results and Lap Times at www.hssports.co.uk



TUERS GARAGE, LACEY DUCATI & REX CAUNT RACING CHAMPS.

RESULT - RACE 39 - EVENT 12

PI	No	Evt	Name	Machine	Laps	Time	MPH	Best Lap on	MPH
1	60	12	Richard HAWKINS	Ducati MK III 349	4	7:34.69	69.04	1:51.36	2 70.47
2	81	12	Michael FOX	Ducati MKIII 350	4	7:40.28	68.20	1:52.11	2 70.00
3	94	12	Geoff MILLS	Ducati Harrison 350	4	7:50.56	66.71	1:55.93	2 67.70
4	253	12	Scott HARRIS	Ducat MKIII 350	4	8:25.70	62.08	2:02.89	4 63.86
5	22	12	Rod GRAHAM	Ducati Daytona 250	4	8:33.42	61.14	2:04.30	4 63.14
6	248	12	Andrew PIGGOTT	Ducati Saxon 340	4	8:45.10	59.78	2:07.17	2 61.71
7	165	12	Jim PORTER	Ducati Sebring 350	4	8:49.91	59.24	2:09.82	4 60.45

Not-Classified

259	12	Richard BOOL	Ducati Mach I 250	1	2:25.61	DNF	53.90	2:21.49	1 55.47
-----	----	--------------	-------------------	---	---------	-----	-------	---------	---------

Fastest Lap

60	12	Richard HAWKINS	Ducati MK III 349				1:51.36	2 70.47
----	----	-----------------	-------------------	--	--	--	---------	---------

Start Time : 16:35

Cadwell Park

02 Jul 17 16:51

Clerk of Course :

Time Issued :

Chief Timekeeper : Anthony Smith

THESE RESULTS ARE PROVISIONAL UNTIL THE CONCLUSION OF ANY JUDICIAL AND TECHNICAL MATTERS

HS Sports Timing and Results Systems - Results and Lap Times at www.hssports.co.uk

TUERS GARAGE, LACEY DUCATI & REX CAUNT RACING CHAMPS.

LAP TIMES - RACE 39

22	Rod GRAHAM										
	Lap	1	2	3	4	5	6	7	8	9	10
	1	2:13.44	2:05.20	2:05.57	2:04.30						
36	Ian SCUTT										
	Lap	1	2	3	4	5	6	7	8	9	10
	1	2:04.32	2:00.05	1:58.46	1:58.77						
44	Michael HARRISON										
	Lap	1	2	3	4	5	6	7	8	9	10
	1	2:32.64	2:25.41	2:25.11	2:25.67						
51	Michael BROWN										
	Lap	1	2	3	4	5	6	7	8	9	10
	1	2:08.60	2:04.32	2:03.14	2:02.90						
52	Robbie BROWN										
	Lap	1	2	3	4	5	6	7	8	9	10
	1	2:16.96	2:10.55	2:09.61	2:08.91						
60	Richard HAWKINS										
	Lap	1	2	3	4	5	6	7	8	9	10
	1	1:54.95	1:51.36	1:52.11	1:52.65						
68	Keith RILEY										
	Lap	1	2	3	4	5	6	7	8	9	10
	1	2:16.89	2:11.14	2:11.10	2:10.19						
81	Michael FOX										
	Lap	1	2	3	4	5	6	7	8	9	10
	1	1:55.05	1:52.11	1:52.69	1:56.31						
89	Andy SEED										
	Lap	1	2	3	4	5	6	7	8	9	10
	1	2:35.26	2:30.21	2:28.84							
94	Geoff MILLS										
	Lap	1	2	3	4	5	6	7	8	9	10
	1	1:56.79	1:55.93	1:56.11	1:57.38						
150	Robert DUESBURY										
	Lap	1	2	3	4	5	6	7	8	9	10
	1	2:04.78	1:58.83	1:58.77	1:58.59						
165	Jim PORTER										
	Lap	1	2	3	4	5	6	7	8	9	10
	1	2:14.71	2:10.78	2:10.33	2:09.82						
223	Andrew FRASER										
	Lap	1	2	3	4	5	6	7	8	9	10
	1	2:41.53	2:30.45	2:32.48							

248 Andrew PIGGOTT

Lap	1	2	3	4	5	6	7	8	9	10
1	2:15.08	2:07.17	2:08.56	2:09.02						

253 Scott HARRIS

Lap	1	2	3	4	5	6	7	8	9	10
1	2:09.95	2:05.02	2:03.23	2:02.89						

259 Richard BOOL

Lap	1	2	3	4	5	6	7	8	9	10
1	2:21.49									

297 Samuel PAGE

Lap	1	2	3	4	5	6	7	8	9	10
1	2:21.07	2:15.43	2:17.35	2:17.52						

Lap Chart

TUERS GARAGE, LACEY DUCATI & REX CAUNT RACING CHAMPS. - RACE 39

Lap 1		Lap 2		Lap 3		Lap 4		Lap 5		Lap 6		Lap 7		Lap 8		Lap 9		Lap 10	
No	Time	No	Time	No	Time	No	Time	No	Time	No	Time	No	Time	No	Time	No	Time	No	Time
60	1:58.57	60	3:49.93	60	5:42.04	60	7:34.69												
81	1:59.17	81	3:51.28	81	5:43.97	81	7:40.28												
94	2:01.14	94	3:57.07	94	5:53.18	89	7:44.36	*1											
36	2:11.20	150	4:10.70	150	6:09.47	223	7:44.46	*1											
150	2:11.87	36	4:11.25	36	6:09.71	94	7:50.56												
253	2:14.56	51	4:19.40	51	6:22.54	150	8:08.06												
51	2:15.08	253	4:19.58	253	6:22.81	36	8:08.48												
22	2:18.35	22	4:23.55	22	6:29.12	51	8:25.44												
165	2:18.98	248	4:27.52	248	6:36.08	253	8:25.70												
68	2:20.17	165	4:29.76	165	6:40.09	22	8:33.42												
248	2:20.35	68	4:31.31	68	6:42.41	248	8:45.10												
297	2:23.53	52	4:34.14	52	6:43.75	165	8:49.91												
52	2:23.59	297	4:38.96	297	6:56.31	68	8:52.60												
259	2:25.61	44	5:00.34	44	7:25.45	52	8:52.66												
44	2:34.93	223	5:11.98			297	9:13.83												
223	2:41.53	89	5:15.52			44	9:51.12												
89	2:45.31																		



BSSO SOLO SCOOTER CHAMPIONSHIP

RESULT - RACE 40

PI	No	Evt	Name	Machine	Laps	Time	Behind	MPH	Best Lap on	MPH
1	5	Op	Lee BAMBER	Gilera Runner	4	8:14.50		63.48	1:56.28	2 67.49
2	63	4	David BRISTOW	Lambretta Replay 210	4	8:15.44	0.94	63.36	2:02.13	2 64.26
3	16	4	Chris GEYTON	Lambretta GP200	4	8:24.20	9.70	62.26	2:02.64	2 63.99
4	18	4	Dan LEWIS	Lambretta GP200	4	8:27.98	13.48	61.80	2:04.53	2 63.02
5	14	Op	Stewart MCKENZIE	Vespa 256	4	8:29.18	14.68	61.65	2:04.91	2 62.83
6	3	Ev	Justin PRICE	Lambretta GP200	4	8:34.47	19.97	61.02	2:05.75	2 62.41
7	4	Ev	Stephen GRAVES	Lambretta Production 20	4	8:42.89	28.39	60.04	2:08.37	4 61.14
8	24	4	Darren WESTGARTH	Lambretta GP 205	4	8:44.68	30.18	59.83	2:05.64	2 62.46
9	47	Ev	Graham TATTON	Lambretta GP200	4	8:45.05	30.55	59.79	2:09.41	2 60.64
10	28	Op	Stephen WRIGHT	Gilera Runner PSN 180	4	8:46.05	31.55	59.67	2:03.33	4 63.63
11	81	Ev	James LANCASTER	Lambretta Franspeed	4	8:53.31	38.81	58.86	2:10.30	2 60.23
12	64	Ev	Pat WICKHAM	Lambretta GP 200	4	8:53.56	39.06	58.83	2:11.38	4 59.74
13	41	Ev	Stuart DAY	Lambretta GP 230	4	8:57.22	42.72	58.43	2:11.80	3 59.54
14	8	Ev	David DELANEY	Lambretta SRP200	4	9:04.40	49.90	57.66	2:12.86	2 59.07
15	92	Ev	Tim SIMPSON	Lambretta LI 200	4	9:05.10	50.60	57.59	2:12.48	4 59.24
16	116	Ev	Shaun FAIRHEAD	Lambretta GP200 200	4	9:08.28	53.78	57.26	2:14.26	4 58.45
17	129	Ev	Jeremy STEEL	Lambretta 200	4	9:08.88	54.38	57.19	2:14.54	4 58.33
18	99	Ev	Andy BARNES	Lambretta TV 200	4	9:10.52	56.02	57.02	2:13.35	4 58.85
19	52	Op	John WOODS	Gilera Runner 179	4	9:11.86	57.36	56.88	2:09.00	4 60.84
20	111	Ev	Liam DUNN	Lambretta GP200	4	9:13.51	59.01	56.71	2:15.68	4 57.84
21	20	Op	David WILSON	Scomadi 172	4	9:13.84	59.34	56.68	2:10.34	4 60.21
22	68	Ev	Shaun NICKELLS	Lambretta LI 200	4	9:22.07	1:07.57	55.85	2:17.89	2 56.91
23	131	Ev	Andrew DUNCAN	Lambretta GP200	4	9:41.54	1:27.04	53.98	2:21.73	4 55.37
24	90	Ev	Andrew WALKER	Lambretta GP200	4	9:42.01	1:27.51	53.94	2:22.02	3 55.26
25	94	Ev	Graeme LAKE	Lambretta GP 198	3	8:29.87	1 Lap	46.18	2:47.60	1 46.83
26	112	Ev	David MARSDEN	Lambretta GP200	3	8:30.95	1 Lap	46.08	2:38.78	1 49.43

Not-Classified

91	Op	Mark ROBINSON	Lambretta Jet200	3	8:07.09	DNF	48.34	2:30.38	3 52.19
7	4	Darren CONNEELY	Lambretta 220	0		Starter			

Fastest Lap

5	Op	Lee BAMBER	Gilera Runner				1:56.28	2 67.49
---	----	------------	---------------	--	--	--	---------	---------

Start Time : 16:51

Cadwell Park

02 Jul 17 17:04

Clerk of Course :

Time Issued :

Chief Timekeeper : Anthony Smith

THESE RESULTS ARE PROVISIONAL UNTIL THE CONCLUSION OF ANY JUDICIAL AND TECHNICAL MATTERS

HS Sports Timing and Results Systems - Results and Lap Times at www.hssports.co.uk



BSSO SOLO SCOOTER CHAMPIONSHIP

RESULT - RACE 40 - EVENT 4

PI	No	Evt	Name	Machine	Laps	Time	MPH	Best Lap on	MPH
1	63	4	David BRISTOW	Lambretta Replay 210	4	8:15.44	63.36	2:02.13	2 64.26
2	16	4	Chris GEYTON	Lambretta GP200	4	8:24.20	62.26	2:02.64	2 63.99
3	18	4	Dan LEWIS	Lambretta GP200	4	8:27.98	61.80	2:04.53	2 63.02
4	24	4	Darren WESTGARTH	Lambretta GP 205	4	8:44.68	59.83	2:05.64	2 62.46

Not-Classified

7 4 Darren CONNEELY Lambretta 220 0 Starter

Fastest Lap

63 4 David BRISTOW Lambretta Replay 210 2:02.13 2 64.26

Start Time : 16:51

Cadwell Park

02 Jul 17 17:05

Clerk of Course :

Time Issued :

Chief Timekeeper : Anthony Smith

THESE RESULTS ARE PROVISIONAL UNTIL THE CONCLUSION OF ANY JUDICIAL AND TECHNICAL MATTERS

HS Sports Timing and Results Systems - Results and Lap Times at www.hssports.co.uk

BRITISH HISTORIC RACING

BSSO SOLO SCOOTER CHAMPIONSHIP

RESULT - RACE 40 - EVENT Ev

PI	No	Evt	Name	Machine	Laps	Time	MPH	Best Lap on	MPH
1	3	Ev	Justin PRICE	Lambretta GP200	4	8:34.47	61.02	2:05.75	2 62.41
2	4	Ev	Stephen GRAVES	Lambretta Production 20	4	8:42.89	60.04	2:08.37	4 61.14
3	47	Ev	Graham TATTON	Lambretta GP200	4	8:45.05	59.79	2:09.41	2 60.64
4	81	Ev	James LANCASTER	Lambretta Franspeed	4	8:53.31	58.86	2:10.30	2 60.23
5	64	Ev	Pat WICKHAM	Lambretta GP 200	4	8:53.56	58.83	2:11.38	4 59.74
6	41	Ev	Stuart DAY	Lambretta GP 230	4	8:57.22	58.43	2:11.80	3 59.54
7	8	Ev	David DELANEY	Lambretta SRP200	4	9:04.40	57.66	2:12.86	2 59.07
8	92	Ev	Tim SIMPSON	Lambretta LI 200	4	9:05.10	57.59	2:12.48	4 59.24
9	116	Ev	Shaun FAIRHEAD	Lambretta GP200 200	4	9:08.28	57.26	2:14.26	4 58.45
10	129	Ev	Jeremy STEEL	Lambretta 200	4	9:08.88	57.19	2:14.54	4 58.33
11	99	Ev	Andy BARNES	Lambretta TV 200	4	9:10.52	57.02	2:13.35	4 58.85
12	111	Ev	Liam DUNN	Lambretta GP200	4	9:13.51	56.71	2:15.68	4 57.84
13	68	Ev	Shaun NICKELLS	Lambretta LI 200	4	9:22.07	55.85	2:17.89	2 56.91
14	131	Ev	Andrew DUNCAN	Lambretta GP200	4	9:41.54	53.98	2:21.73	4 55.37
15	90	Ev	Andrew WALKER	Lambretta GP200	4	9:42.01	53.94	2:22.02	3 55.26
16	94	Ev	Graeme LAKE	Lambretta GP 198	3	8:29.87	46.18	2:47.60	1 46.83
17	112	Ev	David MARSDEN	Lambretta GP200	3	8:30.95	46.08	2:38.78	1 49.43

Fastest Lap

3 Ev Justin PRICE Lambretta GP200 2:05.75 2 62.41

Start Time : 16:51


Cadwell Park

02 Jul 17 17:05

Clerk of Course :

Time Issued :

Chief Timekeeper : Anthony Smith



THESE RESULTS ARE PROVISIONAL UNTIL THE CONCLUSION OF ANY JUDICIAL AND TECHNICAL MATTERS

HS Sports Timing and Results Systems - Results and Lap Times at www.hssports.co.uk

BRITISH HISTORIC RACING

BSSO SOLO SCOOTER CHAMPIONSHIP

RESULT - RACE 40 - EVENT Op

PI	No	Evt	Name	Machine	Laps	Time	MPH	Best Lap on	MPH
1	5	Op	Lee BAMBER	Gilera Runner	4	8:14.50	63.48	1:56.28	2 67.49
2	14	Op	Stewart MCKENZIE	Vespa 256	4	8:29.18	61.65	2:04.91	2 62.83
3	28	Op	Stephen WRIGHT	Gilera Runner PSN 180	4	8:46.05	59.67	2:03.33	4 63.63
4	52	Op	John WOODS	Gilera Runner 179	4	9:11.86	56.88	2:09.00	4 60.84
5	20	Op	David WILSON	Scomadi 172	4	9:13.84	56.68	2:10.34	4 60.21

Not-Classified

91	Op	Mark ROBINSON	Lambretta Jet200	3	8:07.09	DNF	48.34	2:30.38	3 52.19
----	----	---------------	------------------	---	---------	-----	-------	---------	---------

Fastest Lap

5	Op	Lee BAMBER	Gilera Runner				1:56.28	2 67.49
---	----	------------	---------------	--	--	--	---------	---------

Start Time : 16:51


Cadwell Park

02 Jul 17 17:05

Clerk of Course :

Time Issued :

Chief Timekeeper : Anthony Smith



THESE RESULTS ARE PROVISIONAL UNTIL THE CONCLUSION OF ANY JUDICIAL AND TECHNICAL MATTERS

HS Sports Timing and Results Systems - Results and Lap Times at www.hssports.co.uk

BSSO SOLO SCOOTER CHAMPIONSHIP

LAP TIMES - RACE 40

3	Justin PRICE										
	Lap	1	2	3	4	5	6	7	8	9	10
	1	2:11.14	2:05.75	2:06.19	2:08.24						
4	Stephen GRAVES										
	Lap	1	2	3	4	5	6	7	8	9	10
	1	2:12.22	2:09.13	2:09.89	2:08.37						
5	Lee BAMBER										
	Lap	1	2	3	4	5	6	7	8	9	10
	1	1:59.41	1:56.28	1:57.28	1:57.17						
8	David DELANEY										
	Lap	1	2	3	4	5	6	7	8	9	10
	1	2:18.63	2:12.86	2:14.13	2:14.65						
14	Stewart MCKENZIE										
	Lap	1	2	3	4	5	6	7	8	9	10
	1	2:08.80	2:04.91	2:05.04	2:07.35						
16	Chris GEYTON										
	Lap	1	2	3	4	5	6	7	8	9	10
	1	2:11.10	2:02.64	2:03.77	2:04.52						
18	Dan LEWIS										
	Lap	1	2	3	4	5	6	7	8	9	10
	1	2:08.55	2:04.53	2:04.74	2:08.07						
20	David WILSON										
	Lap	1	2	3	4	5	6	7	8	9	10
	1	2:14.64	2:12.16	2:11.71	2:10.34						
24	Darren WESTGARTH										
	Lap	1	2	3	4	5	6	7	8	9	10
	1	2:11.02	2:05.64	2:10.65	2:14.75						
28	Stephen WRIGHT										
	Lap	1	2	3	4	5	6	7	8	9	10
	1	2:07.41	2:05.54	2:04.38	2:03.33						
41	Stuart DAY										
	Lap	1	2	3	4	5	6	7	8	9	10
	1	2:17.26	2:11.85	2:11.80	2:11.94						
47	Graham TATTON										
	Lap	1	2	3	4	5	6	7	8	9	10
	1	2:12.14	2:09.41	2:09.82	2:09.66						
52	John WOODS										
	Lap	1	2	3	4	5	6	7	8	9	10
	1	2:14.09	2:12.08	2:11.85	2:09.00						

63	David BRISTOW										
	Lap	1	2	3	4	5	6	7	8	9	10
	1	2:03.82	2:02.13	2:03.37	2:03.77						
64	Pat WICKHAM										
	Lap	1	2	3	4	5	6	7	8	9	10
	1	2:14.82	2:11.75	2:11.56	2:11.38						
68	Shaun NICKELLS										
	Lap	1	2	3	4	5	6	7	8	9	10
	1	2:21.09	2:17.89	2:18.71	2:19.05						
81	James LANCASTER										
	Lap	1	2	3	4	5	6	7	8	9	10
	1	2:14.07	2:10.30	2:10.91	2:14.25						
90	Andrew WALKER										
	Lap	1	2	3	4	5	6	7	8	9	10
	1	2:26.68	2:25.19	2:22.02	2:22.51						
91	Mark ROBINSON										
	Lap	1	2	3	4	5	6	7	8	9	10
	1	2:38.21	2:32.58	2:30.38							
92	Tim SIMPSON										
	Lap	1	2	3	4	5	6	7	8	9	10
	1	2:18.79	2:14.28	2:13.70	2:12.48						
94	Graeme LAKE										
	Lap	1	2	3	4	5	6	7	8	9	10
	1	2:47.60	2:47.73	2:48.21							
99	Andy BARNES										
	Lap	1	2	3	4	5	6	7	8	9	10
	1	2:20.89	2:15.68	2:15.94	2:13.35						
111	Liam DUNN										
	Lap	1	2	3	4	5	6	7	8	9	10
	1	2:19.75	2:17.33	2:16.02	2:15.68						
112	David MARSDEN										
	Lap	1	2	3	4	5	6	7	8	9	10
	1	2:38.78	2:54.59	2:52.25							
116	Shaun FAIRHEAD										
	Lap	1	2	3	4	5	6	7	8	9	10
	1	2:17.53	2:15.56	2:16.31	2:14.26						
129	Jeremy STEEL										
	Lap	1	2	3	4	5	6	7	8	9	10
	1	2:19.12	2:14.90	2:15.97	2:14.54						
131	Andrew DUNCAN										
	Lap	1	2	3	4	5	6	7	8	9	10
	1	2:26.32	2:23.30	2:23.49	2:21.73						

Lap Chart

BSSO SOLO SCOOTER CHAMPIONSHIP - RACE 40

Lap 1		Lap 2		Lap 3		Lap 4		Lap 5		Lap 6		Lap 7		Lap 8		Lap 9		Lap 10	
No	Time	No	Time	No	Time	No	Time	No	Time	No	Time	No	Time	No	Time	No	Time	No	Time
63	2:06.17	63	4:08.30	63	6:11.67	5	8:14.50												
18	2:10.64	18	4:15.17	5	6:17.33	63	8:15.44												
14	2:11.88	16	4:15.91	16	6:19.68	16	8:24.20												
16	2:13.27	14	4:16.79	18	6:19.91	18	8:27.98												
24	2:13.64	24	4:19.28	14	6:21.83	14	8:29.18												
3	2:14.29	3	4:20.04	3	6:26.23	94	8:29.87 *1												
4	2:15.50	5	4:20.05	24	6:29.93	112	8:30.95 *1												
47	2:16.16	4	4:24.63	4	6:34.52	3	8:34.47												
81	2:17.85	47	4:25.57	47	6:35.39	4	8:42.89												
64	2:18.87	81	4:28.15	81	6:39.06	24	8:44.68												
41	2:21.63	64	4:30.62	64	6:42.18	47	8:45.05												
116	2:22.15	41	4:33.48	28	6:42.72	28	8:46.05												
8	2:22.76	8	4:35.62	41	6:45.28	81	8:53.31												
129	2:23.47	116	4:37.71	8	6:49.75	64	8:53.56												
5	2:23.77	28	4:38.34	92	6:52.62	41	8:57.22												
111	2:24.48	129	4:38.37	116	6:54.02	8	9:04.40												
92	2:24.64	92	4:38.92	129	6:54.34	92	9:05.10												
99	2:25.55	99	4:41.23	99	6:57.17	116	9:08.28												
68	2:26.42	111	4:41.81	111	6:57.83	129	9:08.88												
90	2:32.29	68	4:44.31	52	7:02.86	99	9:10.52												
28	2:32.80	52	4:51.01	68	7:03.02	52	9:11.86												
131	2:33.02	20	4:51.79	20	7:03.50	111	9:13.51												
52	2:38.93	131	4:56.32	90	7:19.50	20	9:13.84												
20	2:39.63	90	4:57.48	131	7:19.81	68	9:22.07												
112	2:44.11	91	5:36.71	91	8:07.09	131	9:41.54												
94	2:53.93	112	5:38.70			90	9:42.01												
91	3:04.13	94	5:41.66																



THREE BEARS & PRE 1982 JAPANESE SOLO CHAMPIONSHIPS

RESULT - RACE 41

PI	No	Evt	Name	Machine	Laps	Time	Behind	MPH	Best Lap on	MPH
1	168	8	James FLITCROFT	Norton Commando 750	4	6:58.90		74.94	1:41.71	4 77.16
2	213	8	Gary PORTER	BSA Rob North 750	4	7:30.75	31.85	69.64	1:49.16	2 71.89
3	95	8	Richard ALDOUS	Triumph Trident 750	4	7:44.86	45.96	67.53	1:52.81	3 69.57
4	107	14	Clive SOMERFIELD	Honda Kerby 500	4	7:47.74	48.84	67.11	1:54.37	2 68.62
5	38	14	Oliver BINGHAM	Yamaha SR500 499	4	7:49.32	50.42	66.89	1:52.97	4 69.47
6	59	14	Jack HEBB	Honda CB500/4 500	4	7:50.92	52.02	66.66	1:55.11	3 68.18
7	34	14	James MORALEE	Honda K4 348	4	7:51.51	52.61	66.58	1:55.71	4 67.82
8	262	14	Daniel PRITCHARD	Suzuki T500 492	4	8:01.17	1:02.27	65.24	1:58.40	3 66.28
9	84	14	Peter CARROLL	Honda 500	4	8:01.24	1:02.34	65.23	1:57.69	4 66.68
10	51	14	Michael BROWN	Suzuki GT 500	4	8:02.71	1:03.81	65.03	1:58.53	4 66.21
11	196	14	Terence SANSOM	Honda Drixton 500	4	8:23.48	1:24.58	62.35	2:02.77	4 63.92
12	101	14	Gary WIDDOWSON	Suzuki GSX 400	4	8:23.49	1:24.59	62.35	2:03.08	3 63.76
13	87	14	Shaun MULLIGAN	Yamaha SR500	4	8:38.78	1:39.88	60.51	2:06.68	4 61.95
14	243	14	Chris SMALLBONES	Honda K4 350	4	9:08.52	2:09.62	57.23	2:15.28	1 58.01

Fastest Lap

168 8 James FLITCROFT Norton Commando 750 1:41.71 4 77.16

Start Time : 17:08

Cadwell Park

02 Jul 17 17:18

Clerk of Course :

Time Issued :

Chief Timekeeper : Anthony Smith

THESE RESULTS ARE PROVISIONAL UNTIL THE CONCLUSION OF ANY JUDICIAL AND TECHNICAL MATTERS

HS Sports Timing and Results Systems - Results and Lap Times at www.hssports.co.uk



THREE BEARS & PRE 1982 JAPANESE SOLO CHAMPIONSHIPS

RESULT - RACE 41 - EVENT 14

PI	No	Evt	Name	Machine	Laps	Time	MPH	Best Lap on	MPH
1	107	14	Clive SOMERFIELD	Honda Kerby 500	4	7:47.74	67.11	1:54.37	2 68.62
2	38	14	Oliver BINGHAM	Yamaha SR500 499	4	7:49.32	66.89	1:52.97	4 69.47
3	59	14	Jack HEBB	Honda CB500/4 500	4	7:50.92	66.66	1:55.11	3 68.18
4	34	14	James MORALEE	Honda K4 348	4	7:51.51	66.58	1:55.71	4 67.82
5	262	14	Daniel PRITCHARD	Suzuki T500 492	4	8:01.17	65.24	1:58.40	3 66.28
6	84	14	Peter CARROLL	Honda 500	4	8:01.24	65.23	1:57.69	4 66.68
7	51	14	Michael BROWN	Suzuki GT 500	4	8:02.71	65.03	1:58.53	4 66.21
8	196	14	Terence SANSOM	Honda Drixton 500	4	8:23.48	62.35	2:02.77	4 63.92
9	101	14	Gary WIDDOWSON	Suzuki GSX 400	4	8:23.49	62.35	2:03.08	3 63.76
10	87	14	Shaun MULLIGAN	Yamaha SR500	4	8:38.78	60.51	2:06.68	4 61.95
11	243	14	Chris SMALLBONES	Honda K4 350	4	9:08.52	57.23	2:15.28	1 58.01

Fastest Lap

38 14 Oliver BINGHAM Yamaha SR500 499 1:52.97 4 69.47

Start Time : 17:08

Cadwell Park

02 Jul 17 17:19

Clerk of Course :

Time Issued :

Chief Timekeeper : Anthony Smith

THESE RESULTS ARE PROVISIONAL UNTIL THE CONCLUSION OF ANY JUDICIAL AND TECHNICAL MATTERS

HS Sports Timing and Results Systems - Results and Lap Times at www.hssports.co.uk



THREE BEARS & PRE 1982 JAPANESE SOLO CHAMPIONSHIPS

RESULT - RACE 41 - EVENT 8

PI	No	Evt	Name	Machine	Laps	Time	MPH	Best Lap on	MPH
1	168	8	James FLITCROFT	Norton Commando 750	4	6:58.90	74.94	1:41.71	4 77.16
2	213	8	Gary PORTER	BSA Rob North 750	4	7:30.75	69.64	1:49.16	2 71.89
3	95	8	Richard ALDOUS	Triumph Trident 750	4	7:44.86	67.53	1:52.81	3 69.57

Fastest Lap

168 8 James FLITCROFT Norton Commando 750 1:41.71 4 77.16

Start Time : 17:08

Cadwell Park

02 Jul 17 17:19

Clerk of Course :

Time Issued :

Chief Timekeeper : Anthony Smith

THESE RESULTS ARE PROVISIONAL UNTIL THE CONCLUSION OF ANY JUDICIAL AND TECHNICAL MATTERS

HS Sports Timing and Results Systems - Results and Lap Times at www.hssports.co.uk

THREE BEARS & PRE 1982 JAPANESE SOLO CHAMPIONSHIPS

LAP TIMES - RACE 41

34 James MORALEE

Lap	1	2	3	4	5	6	7	8	9	10
1	2:00.24	1:56.08	1:56.40	1:55.71						

38 Oliver BINGHAM

Lap	1	2	3	4	5	6	7	8	9	10
1	2:00.71	1:56.31	1:55.83	1:52.97						

51 Michael BROWN

Lap	1	2	3	4	5	6	7	8	9	10
1	2:03.67	1:59.41	1:59.23	1:58.53						

59 Jack HEBB

Lap	1	2	3	4	5	6	7	8	9	10
1	1:59.93	1:57.76	1:55.11	1:55.79						

84 Peter CARROLL

Lap	1	2	3	4	5	6	7	8	9	10
1	2:00.95	1:58.14	1:58.54	1:57.69						

87 Shaun MULLIGAN

Lap	1	2	3	4	5	6	7	8	9	10
1	2:13.18	2:08.20	2:07.93	2:06.68						

95 Richard ALDOUS

Lap	1	2	3	4	5	6	7	8	9	10
1	1:58.51	1:54.09	1:52.81	1:53.75						

101 Gary WIDDOWSON

Lap	1	2	3	4	5	6	7	8	9	10
1	2:08.49	2:04.73	2:03.08	2:03.86						

107 Clive SOMERFIELD

Lap	1	2	3	4	5	6	7	8	9	10
1	2:00.13	1:54.37	1:55.61	1:54.99						

168 James FLITCROFT

Lap	1	2	3	4	5	6	7	8	9	10
1	1:47.24	1:43.03	1:42.25	1:41.71						

196 Terence SANSOM

Lap	1	2	3	4	5	6	7	8	9	10
1	2:05.99	2:04.67	2:05.13	2:02.77						

213 Gary PORTER

Lap	1	2	3	4	5	6	7	8	9	10
1	1:57.07	1:49.16	1:49.80	1:49.34						

243 Chris SMALLBONES

Lap	1	2	3	4	5	6	7	8	9	10
1	2:15.28	2:16.31	2:15.65	2:15.40						

262 Daniel PRITCHARD

Lap	1	2	3	4	5	6	7	8	9	10
1	2:01.15	1:58.71	1:58.40	1:58.53						

Lap Chart

THREE BEARS & PRE 1982 JAPANESE SOLO CHAMPIONSHIPS - RACE 41

Lap 1		Lap 2		Lap 3		Lap 4		Lap 5		Lap 6		Lap 7		Lap 8		Lap 9		Lap 10	
No	Time	No	Time	No	Time	No	Time	No	Time	No	Time	No	Time	No	Time	No	Time	No	Time
168	1:51.91	168	3:34.94	168	5:17.19	168	6:58.90												
59	2:02.26	213	3:51.61	213	5:41.41	213	7:30.75												
213	2:02.45	107	3:57.14	95	5:51.11	95	7:44.86												
107	2:02.77	95	3:58.30	107	5:52.75	107	7:47.74												
34	2:03.32	34	3:59.40	59	5:55.13	38	7:49.32												
38	2:04.21	59	4:00.02	34	5:55.80	59	7:50.92												
95	2:04.21	38	4:00.52	38	5:56.35	34	7:51.51												
262	2:05.53	262	4:04.24	262	6:02.64	262	8:01.17												
51	2:05.54	51	4:04.95	84	6:03.55	84	8:01.24												
84	2:06.87	84	4:05.01	51	6:04.18	51	8:02.71												
196	2:10.91	196	4:15.58	101	6:19.63	196	8:23.48												
101	2:11.82	101	4:16.55	196	6:20.71	101	8:23.49												
87	2:15.97	87	4:24.17	87	6:32.10	87	8:38.78												
243	2:21.16	243	4:37.47	243	6:53.12	243	9:08.52												



WOODLAND OIL, 250 SPECIALS & PRE 1963 CHAMPS.

RESULT - RACE 42 & RACE 44

PI	No	Evt	Name	Machine	Laps	Time	Behind	MPH	Best Lap on	MPH
1	213	10	Gary PORTER	BSA Rob North 930	4	7:20.33		71.29	1:48.02	2 72.65
2	195	10	Graham BULLER	Norton Slimline 820	4	7:46.68	26.35	67.27	1:54.45	4 68.57
3	138	10	Mike KEMP	Norton Atlas 745	4	7:48.25	27.92	67.04	1:54.90	2 68.30
4	253	10	Scott HARRIS	Norton Kirby 920	4	8:06.63	46.30	64.51	2:00.16	1 65.31
5	94	3	Geoff MILLS	Ducati Harrison 250	4	8:12.15	51.82	65.52	1:56.92	2 67.12
6	129	3	Charles DAVIES	Ducati Monza 250	4	8:12.48	52.15	65.47	1:57.23	3 66.95
7	4	3	Ian HENSHAW	Royal Enfield Crusader 2	4	8:27.34	1:07.01	63.50	2:01.29	2 64.70
8	248	3	Andrew PIGGOTT	Ducati MK III 250	4	9:15.22	1:54.89	57.90	2:13.48	3 58.80
9	161	3	Tyler SCOTHERN	BSA B25 250	4	9:15.52	1:55.19	57.86	2:12.68	2 59.15
10	259	3	Richard BOOL	Ducati Mach I 250	4	9:20.84	2:00.51	57.30	2:13.39	3 58.83
11	297	2	Samuel PAGE	Velocette Mov 250	3	7:33.40	1 Lap	53.46	2:20.82	3 55.73

Fastest Lap

213 10 Gary PORTER BSA Rob North 930 1:48.02 2 72.65

Race 44 Start at 13.5 seconds

Start Time : 17:23

Cadwell Park

02 Jul 17 17:39

Clerk of Course :

Time Issued :

Chief Timekeeper : Anthony Smith

THESE RESULTS ARE PROVISIONAL UNTIL THE CONCLUSION OF ANY JUDICIAL AND TECHNICAL MATTERS

HS Sports Timing and Results Systems - Results and Lap Times at www.hssports.co.uk

BRITISH HISTORIC RACING

WOODLAND OIL, 250 SPECIALS & PRE 1963 CHAMPS.

RESULT - RACE 42 & RACE 44 - EVENT 10

PI	No	Evt	Name	Machine	Laps	Time	MPH	Best Lap on	MPH
1	213	10	Gary PORTER	BSA Rob North 930	4	7:20.33	71.29	1:48.02	2 72.65
2	195	10	Graham BULLER	Norton Slimline 820	4	7:46.68	67.27	1:54.45	4 68.57
3	138	10	Mike KEMP	Norton Atlas 745	4	7:48.25	67.04	1:54.90	2 68.30
4	253	10	Scott HARRIS	Norton Kirby 920	4	8:06.63	64.51	2:00.16	1 65.31

Fastest Lap

213 10 Gary PORTER BSA Rob North 930 1:48.02 2 72.65

Race 44 Start at 13.5 seconds

Start Time : 17:23


Cadwell Park

02 Jul 17 17:40

Clerk of Course :

Time Issued :

Chief Timekeeper : Anthony Smith



THESE RESULTS ARE PROVISIONAL UNTIL THE CONCLUSION OF ANY JUDICIAL AND TECHNICAL MATTERS

HS Sports Timing and Results Systems - Results and Lap Times at www.hssports.co.uk



WOODLAND OIL, 250 SPECIALS & PRE 1963 CHAMPS.

RESULT - RACE 42 & RACE 44 - EVENT 2

PI	No	Evt	Name	Machine	Laps	Time	MPH	Best Lap on	MPH
1	297	2	Samuel PAGE	Velocette Mov 250	3	7:33.40	53.46	2:20.82	3 55.73

Fastest Lap

297 2 Samuel PAGE Velocette Mov 250 2:20.82 3 55.73

Race 44 Start at 13.5 seconds

Start Time : 17:23

Cadwell Park

02 Jul 17 17:40

Clerk of Course :

Time Issued :

Chief Timekeeper : Anthony Smith

THESE RESULTS ARE PROVISIONAL UNTIL THE CONCLUSION OF ANY JUDICIAL AND TECHNICAL MATTERS

HS Sports Timing and Results Systems - Results and Lap Times at www.hssports.co.uk

WOODLAND OIL, 250 SPECIALS & PRE 1963 CHAMPS.

LAP TIMES - RACE 42 & RACE 44

4	Ian HENSHAW										
Lap	1	2	3	4	5	6	7	8	9	10	
1	2:04.98	2:01.29	2:01.58	2:01.79							
94	Geoff MILLS										
Lap	1	2	3	4	5	6	7	8	9	10	
1	2:01.96	1:56.92	1:57.56	1:57.41							
129	Charles DAVIES										
Lap	1	2	3	4	5	6	7	8	9	10	
1	2:01.70	1:57.35	1:57.23	1:58.17							
138	Mike KEMP										
Lap	1	2	3	4	5	6	7	8	9	10	
1	1:59.48	1:54.90	1:56.18	1:55.51							
161	Tyler SCOTHERN										
Lap	1	2	3	4	5	6	7	8	9	10	
1	2:16.41	2:12.68	2:14.56	2:12.72							
195	Graham BULLER										
Lap	1	2	3	4	5	6	7	8	9	10	
1	1:57.00	1:55.29	1:56.47	1:54.45							
213	Gary PORTER										
Lap	1	2	3	4	5	6	7	8	9	10	
1	1:52.30	1:48.02	1:48.82	1:48.50							
248	Andrew PIGGOTT										
Lap	1	2	3	4	5	6	7	8	9	10	
1	2:15.84	2:13.67	2:13.48	2:14.19							
253	Scott HARRIS										
Lap	1	2	3	4	5	6	7	8	9	10	
1	2:00.16	2:00.61	2:01.23	2:01.20							
259	Richard BOOL										
Lap	1	2	3	4	5	6	7	8	9	10	
1	2:19.98	2:13.49	2:13.39	2:15.29							
297	Samuel PAGE										
Lap	1	2	3	4	5	6	7	8	9	10	
1	2:29.04	2:22.23	2:20.82								

Lap Chart

WOODLAND OIL, 250 SPECIALS & PRE 1963 CHAMPS. - RACE 42 & RACE 44

Lap 1		Lap 2		Lap 3		Lap 4		Lap 5		Lap 6		Lap 7		Lap 8		Lap 9		Lap 10	
No	Time	No	Time	No	Time	No	Time	No	Time	No	Time	No	Time	No	Time	No	Time	No	Time
213	1:54.99	213	3:43.01	213	5:31.83	213	7:20.33												
195	2:00.47	195	3:55.76	195	5:52.23	297	7:33.40	*1											
138	2:01.66	138	3:56.56	138	5:52.74	195	7:46.68												
253	2:03.59	253	4:04.20	253	6:05.43	138	7:48.25												
129	2:19.73	129	4:17.08	129	6:14.31	253	8:06.63												
94	2:20.26	94	4:17.18	94	6:14.74	94	8:12.15												
4	2:22.68	4	4:23.97	4	6:25.55	129	8:12.48												
248	2:33.88	248	4:47.55	248	7:01.03	4	8:27.34												
161	2:35.56	161	4:48.24	161	7:02.80	248	9:15.22												
259	2:38.67	259	4:52.16	259	7:05.55	161	9:15.52												
297	2:50.35	297	5:12.58			259	9:20.84												



BSSO SOLO SCOOTER CHAMPIONSHIP

RESULT - RACE 43

PI	No	Evt	Name	Machine	Laps	Time	Behind	MPH	Best Lap on	MPH
1	5	6a	Lee BAMBER	Gilera Runner 172	4	8:01.31		65.22	1:51.89	2 70.14
2	101	6a	Gary PEACOCK	Aprilia SR125	4	8:01.92	0.61	65.14	1:52.16	3 69.97
3	62		Taylor STURGESS	Lambretta SX200	4	8:04.18	2.87	64.84	1:57.61	3 66.73
4	14	6	Stewart MCKENZIE	Vespa 256	4	8:18.41	17.10	62.98	1:58.95	2 65.98
5	16	6	Chris GEYTON	Lambretta GP200	4	8:19.47	18.16	62.85	1:59.98	2 65.41
6	28	6a	Stephen WRIGHT	Gilera Runner PSN 180	4	8:36.03	34.72	60.83	1:59.13	3 65.88
7	71	6a	Warren WILKINSON	Gilera Runner179	4	8:48.30	46.99	59.42	1:55.56	2 67.91
8	81		James LANCASTER	Lambretta Franspeed	4	9:01.00	59.69	58.03	2:12.77	3 59.11
9	52	6a	John WOODS	Gilera Runner 179	4	9:03.02	1:01.71	57.81	2:08.30	4 61.17
10	20	6a	David WILSON	Scomadi 172	4	9:20.34	1:19.03	56.02	2:10.59	2 60.10
11	76	6	Steven LAST	Lambretta GT240 240	4	9:29.24	1:27.93	55.15	2:20.93	2 55.69
12	131	6	Andrew DUNCAN	Lambretta GP200	4	9:40.17	1:38.86	54.11	2:19.54	3 56.24
13	41	6	Stuart DAY	Lambretta GP 200	4	9:49.82	1:48.51	53.22	2:21.92	3 55.30
14	91	6	Mark ROBINSON	Lambretta Jet200	4	10:02.44	2:01.13	52.11	2:25.81	3 53.82

Not-Classified

3	6a	Justin PRICE	Piaggio Zip 179	3	6:29.76	DNF	60.41	1:55.68	2 67.84
97		Mark COOK	Lambretta GP 230	0		Starter			

Fastest Lap

5	6a	Lee BAMBER	Gilera Runner 172					1:51.89	2 70.14
---	----	------------	-------------------	--	--	--	--	---------	---------

Start Time : 17:39

Cadwell Park

02 Jul 17 17:50

Clerk of Course :

Time Issued :

Chief Timekeeper : Anthony Smith

THESE RESULTS ARE PROVISIONAL UNTIL THE CONCLUSION OF ANY JUDICIAL AND TECHNICAL MATTERS

HS Sports Timing and Results Systems - Results and Lap Times at www.hssports.co.uk

BSSO SOLO SCOOTER CHAMPIONSHIP

LAP TIMES - RACE 43

3	Justin PRICE										
	Lap	1	2	3	4	5	6	7	8	9	10
	1	2:02.07	1:55.68	2:06.56							
5	Lee BAMBER										
	Lap	1	2	3	4	5	6	7	8	9	10
	1	1:57.23	1:51.89	1:53.25	1:53.21						
14	Stewart MCKENZIE										
	Lap	1	2	3	4	5	6	7	8	9	10
	1	2:05.88	1:58.95	2:00.54	2:10.98						
16	Chris GEYTON										
	Lap	1	2	3	4	5	6	7	8	9	10
	1	2:05.57	1:59.98	2:03.19	2:06.86						
20	David WILSON										
	Lap	1	2	3	4	5	6	7	8	9	10
	1	2:11.29	2:10.59	2:17.66	2:14.74						
28	Stephen WRIGHT										
	Lap	1	2	3	4	5	6	7	8	9	10
	1	2:11.12	2:00.21	1:59.13	2:00.12						
41	Stuart DAY										
	Lap	1	2	3	4	5	6	7	8	9	10
	1	2:33.31	2:22.19	2:21.92	2:28.96						
52	John WOODS										
	Lap	1	2	3	4	5	6	7	8	9	10
	1	2:10.58	2:09.40	2:08.94	2:08.30						
62	Taylor STURGESS										
	Lap	1	2	3	4	5	6	7	8	9	10
	1	2:04.80	2:00.15	1:57.61	1:59.42						
71	Warren WILKINSON										
	Lap	1	2	3	4	5	6	7	8	9	10
	1	1:59.61	1:55.56	1:56.70	2:31.35						
76	Steven LAST										
	Lap	1	2	3	4	5	6	7	8	9	10
	1	2:21.00	2:20.93	2:21.56	2:22.54						
81	James LANCASTER										
	Lap	1	2	3	4	5	6	7	8	9	10
	1	2:17.97	2:13.55	2:12.77	2:14.21						
91	Mark ROBINSON										
	Lap	1	2	3	4	5	6	7	8	9	10
	1	2:30.09	2:27.89	2:25.81	2:35.42						

101 Gary PEACOCK

Lap	1	2	3	4	5	6	7	8	9	10
1	1:57.58	1:53.61	1:52.16	1:53.55						

131 Andrew DUNCAN

Lap	1	2	3	4	5	6	7	8	9	10
1	2:28.77	2:23.82	2:19.54	2:23.07						

Lap Chart

BSSO SOLO SCOOTER CHAMPIONSHIP - RACE 43

Lap 1		Lap 2		Lap 3		Lap 4		Lap 5		Lap 6		Lap 7		Lap 8		Lap 9		Lap 10	
No	Time	No	Time	No	Time	No	Time	No	Time	No	Time	No	Time	No	Time	No	Time	No	Time
62	2:07.00	14	4:06.89	62	6:04.76	5	8:01.31												
14	2:07.94	62	4:07.15	14	6:07.43	101	8:01.92												
16	2:09.44	16	4:09.42	5	6:08.10	62	8:04.18												
81	2:20.47	5	4:14.85	101	6:08.37	14	8:18.41												
101	2:22.60	101	4:16.21	16	6:12.61	16	8:19.47												
5	2:22.96	71	4:20.25	71	6:16.95	28	8:36.03												
76	2:24.21	3	4:23.20	3	6:29.76	71	8:48.30												
71	2:24.69	81	4:34.02	28	6:35.91	81	9:01.00												
3	2:27.52	28	4:36.78	81	6:46.79	52	9:03.02												
91	2:33.32	76	4:45.14	52	6:54.72	20	9:20.34												
131	2:33.74	52	4:45.78	20	7:05.60	76	9:29.24												
52	2:36.38	20	4:47.94	76	7:06.70	131	9:40.17												
28	2:36.57	131	4:57.56	131	7:17.10	41	9:49.82												
41	2:36.75	41	4:58.94	41	7:20.86	91	10:02.44												
20	2:37.35	91	5:01.21	91	7:27.02														



IRVING RACING & PRE 1959 SIDECAR OUTFIT CHAMPIONSHIPS

RESULT - RACE 45

PI	No	Evt	Name	Machine	Laps	Time	Behind	MPH	Best Lap on	MPH
1	4	16	BLEACH/ DAWS	Norton Ducker Lynx 750	4	8:30.98		61.43	2:04.63	2 62.97
2	31	15	WESTON/ WESTON	Triumph Thunderbird 65	4	8:43.43	12.45	59.97	2:08.13	3 61.25
3	69	16	BOOTE/ MORRIS	MRE Nourish 950	4	8:44.08	13.10	59.90	2:08.26	4 61.19
4	29	15	POPE/ CHRISTOPHER	Triumph Thunderbird 65	4	8:51.31	20.33	59.08	2:10.49	3 60.14
5	61	16	WHITEHOUSE/ WESTON	Triumph T140 N.W.S. 749	4	9:09.80	38.82	57.10	2:12.65	4 59.16
6	656	23a	DAVENPORT/ DAVENPORT	Aprilia RS 125	4	9:11.26	40.28	56.95	2:14.08	4 58.53
7	160	16	HOLMES/ HOLMES	Triumph T140 750	4	9:39.71	1:08.73	54.15	2:21.62	4 55.42
8	78	16	WICKETT/ BANKS	Triumph Thunderbird 74	4	9:57.89	1:26.91	52.50	2:27.26	3 53.29
9	12	15	WHITTAKER/ WHITTAKER	BSA Road Rocket 650	4	9:57.97	1:26.99	52.50	2:27.62	2 53.16
10	6	15	BLOWERS/ LINES	Matchless G3L 700	4	9:59.96	1:28.98	52.32	2:27.38	3 53.25
11	682	23a	CHAPMAN/ WESTON	Gilera Runner200	4	10:55.00	2:24.02	47.93	2:40.68	1 48.84
12	45	16	TULETT/ CLARK	Triumph T140 748	3	8:32.57	1 Lap	45.93	2:46.20	3 47.22

Fastest Lap

4 16 BLEACH/ DAWS Norton Ducker Lynx 750 2:04.63 2 62.97

Start Time : 17:55

Cadwell Park

02 Jul 17 18:07

Clerk of Course :

Time Issued :

Chief Timekeeper : Anthony Smith

THESE RESULTS ARE PROVISIONAL UNTIL THE CONCLUSION OF ANY JUDICIAL AND TECHNICAL MATTERS

HS Sports Timing and Results Systems - Results and Lap Times at www.hssports.co.uk



IRVING RACING & PRE 1959 SIDECAR OUTFIT CHAMPIONSHIPS

RESULT - RACE 45 - EVENT 15

PI	No	Evt	Name	Machine	Laps	Time	MPH	Best Lap on	MPH
1	31	15	WESTON/ WESTON	Triumph Thunderbird 65	4	8:43.43	59.97	2:08.13	3 61.25
2	29	15	POPE/ CHRISTOPHER	Triumph Thunderbird 65	4	8:51.31	59.08	2:10.49	3 60.14
3	12	15	WHITTAKER/ WHITTAKER	BSA Road Rocket 650	4	9:57.97	52.50	2:27.62	2 53.16
4	6	15	BLOWERS/ LINES	Matchless G3L 700	4	9:59.96	52.32	2:27.38	3 53.25

Fastest Lap

31 15 WESTON/ WESTON Triumph Thunderbird 65 2:08.13 3 61.25

Start Time : 17:55

Cadwell Park

02 Jul 17 18:08

Clerk of Course :

Time Issued :

Chief Timekeeper : Anthony Smith

THESE RESULTS ARE PROVISIONAL UNTIL THE CONCLUSION OF ANY JUDICIAL AND TECHNICAL MATTERS

HS Sports Timing and Results Systems - Results and Lap Times at www.hssports.co.uk



IRVING RACING & PRE 1959 SIDECAR OUTFIT CHAMPIONSHIPS

RESULT - RACE 45 - EVENT 16

PI	No	Evt	Name	Machine	Laps	Time	MPH	Best Lap on	MPH
1	4	16	BLEACH/ DAWS	Norton Ducker Lynx 750	4	8:30.98	61.43	2:04.63	2 62.97
2	69	16	BOOTE/ MORRIS	MRE Nourish 950	4	8:44.08	59.90	2:08.26	4 61.19
3	61	16	WHITEHOUSE/ WESTON	Triumph T140 N.W.S. 749	4	9:09.80	57.10	2:12.65	4 59.16
4	160	16	HOLMES/ HOLMES	Triumph T140 750	4	9:39.71	54.15	2:21.62	4 55.42
5	78	16	WICKETT/ BANKS	Triumph Thunderbird 74	4	9:57.89	52.50	2:27.26	3 53.29
6	45	16	TULETT/ CLARK	Triumph T140 748	3	8:32.57	45.93	2:46.20	3 47.22

Fastest Lap

4 16 BLEACH/ DAWS Norton Ducker Lynx 750 2:04.63 2 62.97

Start Time : 17:55

Cadwell Park

02 Jul 17 18:08

Clerk of Course :

Time Issued :

Chief Timekeeper : Anthony Smith

THESE RESULTS ARE PROVISIONAL UNTIL THE CONCLUSION OF ANY JUDICIAL AND TECHNICAL MATTERS

HS Sports Timing and Results Systems - Results and Lap Times at www.hssports.co.uk



IRVING RACING & PRE 1959 SIDECAR OUTFIT CHAMPIONSHIPS

RESULT - RACE 45 - EVENT 23a

PI	No	Evt	Name	Machine	Laps	Time	MPH	Best Lap on	MPH
1	656	23a	DAVENPORT/ DAVENPORT	Aprilia RS 125	4	9:11.26	56.95	2:14.08	4 58.53
2	682	23a	CHAPMAN/ WESTON	Gilera Runner200	4	10:55.00	47.93	2:40.68	1 48.84

Fastest Lap

656 23a DAVENPORT/ DAVENPORT Aprilia RS 125 2:14.08 4 58.53

Start Time : 17:55

Cadwell Park

02 Jul 17 18:08

Clerk of Course :

Time Issued :

Chief Timekeeper : Anthony Smith

THESE RESULTS ARE PROVISIONAL UNTIL THE CONCLUSION OF ANY JUDICIAL AND TECHNICAL MATTERS

HS Sports Timing and Results Systems - Results and Lap Times at www.hssports.co.uk

IRVING RACING & PRE 1959 SIDECAR OUTFIT CHAMPIONSHIPS

LAP TIMES - RACE 45

4	BLEACH/ DAWS										
	Lap	1	2	3	4	5	6	7	8	9	10
	1	2:07.90	2:04.63	2:05.11	2:08.36						
6	BLOWERS/ LINES										
	Lap	1	2	3	4	5	6	7	8	9	10
	1	2:33.49	2:28.16	2:27.38	2:27.45						
12	WHITTAKER/ WHITTAKER										
	Lap	1	2	3	4	5	6	7	8	9	10
	1	2:30.62	2:27.62	2:28.27	2:29.64						
29	POPE/ CHRISTOPHER										
	Lap	1	2	3	4	5	6	7	8	9	10
	1	2:14.43	2:12.09	2:10.49	2:11.99						
31	WESTON/ WESTON										
	Lap	1	2	3	4	5	6	7	8	9	10
	1	2:15.28	2:09.59	2:08.13	2:08.25						
45	TULETT/ CLARK										
	Lap	1	2	3	4	5	6	7	8	9	10
	1	2:51.34	2:47.62	2:46.20							
61	WHITEHOUSE/ WESTON										
	Lap	1	2	3	4	5	6	7	8	9	10
	1	2:20.77	2:17.07	2:13.87	2:12.65						
69	BOOTE/ MORRIS										
	Lap	1	2	3	4	5	6	7	8	9	10
	1	2:11.24	2:08.81	2:08.94	2:08.26						
78	WICKETT/ BANKS										
	Lap	1	2	3	4	5	6	7	8	9	10
	1	2:28.30	2:28.14	2:27.26	2:29.57						
160	HOLMES/ HOLMES										
	Lap	1	2	3	4	5	6	7	8	9	10
	1	2:26.92	2:22.02	2:23.10	2:21.62						
656	DAVENPORT/ DAVENPORT										
	Lap	1	2	3	4	5	6	7	8	9	10
	1	2:21.14	2:14.49	2:15.30	2:14.08						
682	CHAPMAN/ WESTON										
	Lap	1	2	3	4	5	6	7	8	9	10
	1	2:40.68	2:42.25	2:42.12	2:43.23						

Lap Chart

IRVING RACING & PRE 1959 SIDECAR OUTFIT CHAMPIONSHIPS - RACE 45

Lap 1		Lap 2		Lap 3		Lap 4		Lap 5		Lap 6		Lap 7		Lap 8		Lap 9		Lap 10	
No	Time	No	Time	No	Time	No	Time	No	Time	No	Time	No	Time	No	Time	No	Time	No	Time
4	2:12.88	4	4:17.51	4	6:22.62	4	8:30.98												
29	2:16.74	69	4:26.88	31	6:35.18	45	8:32.57	*1											
31	2:17.46	31	4:27.05	69	6:35.82	31	8:43.43												
69	2:18.07	29	4:28.83	29	6:39.32	69	8:44.08												
61	2:26.21	656	4:41.88	61	6:57.15	29	8:51.31												
656	2:27.39	61	4:43.28	656	6:57.18	61	9:09.80												
12	2:32.44	160	4:54.99	160	7:18.09	656	9:11.26												
78	2:32.92	12	5:00.06	78	7:28.32	160	9:39.71												
160	2:32.97	78	5:01.06	12	7:28.33	78	9:57.89												
6	2:36.97	6	5:05.13	6	7:32.51	12	9:57.97												
682	2:47.40	682	5:29.65	682	8:11.77	6	9:59.96												
45	2:58.75	45	5:46.37				682	10:55.00											



BOB NEWBY RACING & SOLOS 351cc - 500cc TO 1962

RESULT - RACE 46

PI	No	Evt	Name	Machine	Laps	Time	Behind	MPH	Best Lap on	MPH
1	74	7	Dave MATRAVERS	Seeley G50	4	7:24.21		70.67	1:48.59	4 72.27
2	119	6	Lee MOORE	Norton Manx 499	4	7:27.57	3.36	70.14	1:47.47	4 73.03
3	3	6	Nick BEDFORD	Norton Manx 499	4	7:46.91	22.70	67.23	1:54.83	3 68.34
4	4	7	Ian HENSHAW	Royal Enfield Fury 500	4	7:47.56	23.35	67.14	1:54.68	4 68.43
5	59	6	Jack HEBB	Norton Manx 499	4	8:09.12	44.91	64.18	2:00.21	2 65.29
6	161	7	Tyler SCOTHERN	BSA B50	4	8:09.96	45.75	64.07	1:59.19	2 65.84

Fastest Lap

119	6	Lee MOORE	Norton Manx 499						1:47.47	4 73.03
-----	---	-----------	-----------------	--	--	--	--	--	---------	---------

Start Time : 18:12

Cadwell Park

02 Jul 17 18:20

Clerk of Course :

Time Issued :

Chief Timekeeper : Anthony Smith

THESE RESULTS ARE PROVISIONAL UNTIL THE CONCLUSION OF ANY JUDICIAL AND TECHNICAL MATTERS

HS Sports Timing and Results Systems - Results and Lap Times at www.hssports.co.uk

BRITISH HISTORIC RACING

BOB NEWBY RACING & SOLOS 351cc - 500cc TO 1962

RESULT - RACE 46 - EVENT 6

PI	No	Evt	Name	Machine	Laps	Time	MPH	Best Lap on	MPH
1	119	6	Lee MOORE	Norton Manx 499	4	7:27.57	70.14	1:47.47	4 73.03
2	3	6	Nick BEDFORD	Norton Manx 499	4	7:46.91	67.23	1:54.83	3 68.34
3	59	6	Jack HEBB	Norton Manx 499	4	8:09.12	64.18	2:00.21	2 65.29

Fastest Lap

119 6 Lee MOORE Norton Manx 499 1:47.47 4 73.03

Start Time : 18:12

Cadwell Park

02 Jul 17 18:21

Clerk of Course :

Time Issued :

Chief Timekeeper : Anthony Smith



THESE RESULTS ARE PROVISIONAL UNTIL THE CONCLUSION OF ANY JUDICIAL AND TECHNICAL MATTERS

HS Sports Timing and Results Systems - Results and Lap Times at www.hssports.co.uk

BRITISH HISTORIC RACING

BOB NEWBY RACING & SOLOS 351cc - 500cc TO 1962

RESULT - RACE 46 - EVENT 7

PI	No	Evt	Name	Machine	Laps	Time	MPH	Best Lap on	MPH
1	74	7	Dave MATRAVERS	Seeley G50	4	7:24.21	70.67	1:48.59	4 72.27
2	4	7	Ian HENSHAW	Royal Enfield Fury 500	4	7:47.56	67.14	1:54.68	4 68.43
3	161	7	Tyler SCOTHERN	BSA B50	4	8:09.96	64.07	1:59.19	2 65.84

Fastest Lap

74 7 Dave MATRAVERS Seeley G50 1:48.59 4 72.27

Start Time : 18:12


Cadwell Park

02 Jul 17 18:21

Clerk of Course :

Time Issued :

Chief Timekeeper : Anthony Smith



THESE RESULTS ARE PROVISIONAL UNTIL THE CONCLUSION OF ANY JUDICIAL AND TECHNICAL MATTERS

HS Sports Timing and Results Systems - Results and Lap Times at www.hssports.co.uk

BOB NEWBY RACING & SOLOS 351cc - 500cc TO 1962

LAP TIMES - RACE 46

3 Nick BEDFORD

Lap	1	2	3	4	5	6	7	8	9	10
1	1:57.32	1:54.97	1:54.83	1:55.25						

4 Ian HENSHAW

Lap	1	2	3	4	5	6	7	8	9	10
1	1:59.24	1:56.67	1:55.15	1:54.68						

59 Jack HEBB

Lap	1	2	3	4	5	6	7	8	9	10
1	2:00.30	2:00.21	2:02.37	2:02.27						

74 Dave MATRAVERS

Lap	1	2	3	4	5	6	7	8	9	10
1	1:54.29	1:49.75	1:48.75	1:48.59						

119 Lee MOORE

Lap	1	2	3	4	5	6	7	8	9	10
1	1:53.94	1:48.74	1:48.07	1:47.47						

161 Tyler SCOTHERN

Lap	1	2	3	4	5	6	7	8	9	10
1	2:03.53	1:59.19	2:01.39	2:02.41						

Lap Chart

BOB NEWBY RACING & SOLOS 351cc - 500cc TO 1962 - RACE 46

Lap 1		Lap 2		Lap 3		Lap 4		Lap 5		Lap 6		Lap 7		Lap 8		Lap 9		Lap 10	
No	Time	No	Time	No	Time	No	Time	No	Time	No	Time	No	Time	No	Time	No	Time	No	Time
74	1:57.12	74	3:46.87	74	5:35.62	74	7:24.21												
4	2:01.06	119	3:52.03	119	5:40.10	119	7:27.57												
3	2:01.86	3	3:56.83	3	5:51.66	3	7:46.91												
119	2:03.29	4	3:57.73	4	5:52.88	4	7:47.56												
59	2:04.27	59	4:04.48	59	6:06.85	59	8:09.12												
161	2:06.97	161	4:06.16	161	6:07.55	161	8:09.96												