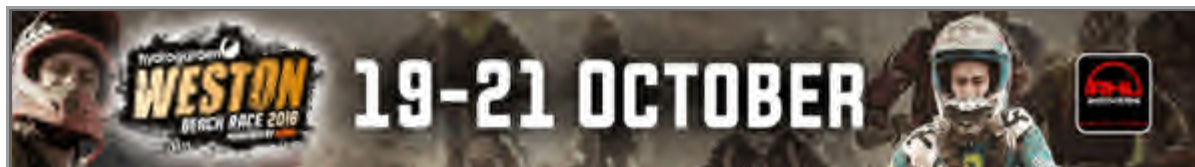


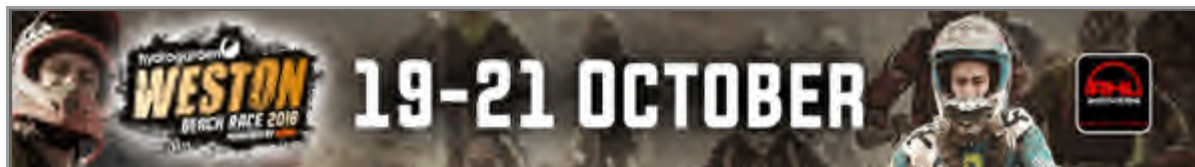
## CLASS RESULT - QUAD SOLO

PI	No	Cl	Name	Machine	Town	Laps	Time	Best Lap on
1	2	Q1	Harry WALKER	YAM	Wokingham	20	3:06:57.18	8:46.51 15
2	11	Q1	Carl BUNCE	YAM	Berkshire	20	3:10:03.64	9:07.42 11
3	1	Q1	Stefan MURPHY	HON	Oxfordshire	20	3:11:22.40	9:02.01 7
4	16	Q1	Rhydian OWEN	YAM	Dolgellau	19	3:16:17.36	9:34.84 9
5	10	Q1	Matty MORRIS	YAM	Ludlow	18	3:07:15.99	9:30.18 10
6	159	Q1	Dean DILLON	YAM	Armagh	18	3:12:49.84	9:55.24 17
7	198	Q1	Dwayne BARNES	HON	Annan	18	3:15:55.75	9:46.31 8
8	108	Q1	Laurence STOPPS	YAM	Lidlington	17	3:10:37.82	10:15.40 4
9	135	Q1	Chris TITE	SHE	Dorchester	17	3:11:11.64	10:11.69 15
10	116	Q1	Terence MACKIN	YAM	Down	17	3:12:12.82	10:12.02 13
11	3	Q1	Liam GARBETT	YAM	Worcestershire	16	2:37:57.95	9:12.44 6
12	147	Q1	James MURPHY	YAM	Scottish Borders	16	2:57:11.60	10:02.14 6
13	104	Q1	Bradleigh STANTON			16	3:07:09.59	10:52.40 4
14	121	Q1	Russell PLANT	HON	Kirkmichael	16	3:11:30.03	10:32.31 2
15	54	Q1	Craig HODGKINS	YAM	Leamington	16	3:11:30.96	10:55.79 2
16	199	Q1	Davey NIXON	HON	Hexham	16	3:18:01.82	11:12.53 5
17	4	Q1	Paul HANNAM	SUZ	Barnstaple	15	2:37:34.65	9:47.30 4
18	97	Q1	Sonney WARD	HON	Reading	15	3:06:59.47	10:44.96 9
19	41	Q1	Gary RICHARDSON		Claremount	15	3:07:05.79	10:59.53 2
20	126	Q1	Rick INDGE	YAM	Blackwater	15	3:08:36.42	10:33.36 2
21	23	Q1	Liam BLACKWELL	YAM	Blackwood	15	3:09:29.13	10:27.44 11
22	117	Q1	Chris NELSON	HON	Buckinghamshire	15	3:11:41.33	10:21.66 4
23	106	Q1	Oilly MARTIN	YAM	Berks	15	3:14:39.11	10:53.77 4
24	85	Q1	Harry IRVINE	HON	Tow Law	15	3:15:29.58	11:24.68 7
25	78	Q1	Colin BARROW	HON	Honiton	15	3:19:46.92	10:52.03 2
26	17	Q1	Tom CANNELL	HON	Braaid	14	2:33:10.33	10:37.28 6
27	151	Q1	Clive COOPER	CAN	North Somerset	14	3:07:31.36	11:50.30 5
28	48	Q1	Ross JONES	YAM	Caerffili	14	3:12:51.88	11:41.61 2
29	125	Q1	Sam HOLMES	YAM	Somerton	14	3:13:31.82	9:41.88 4
30	137	Q1	Ben HARVEY	CAN	Totnes	14	3:14:34.74	11:12.23 2
31	63	Q1	Mark FRENCH	HON	Ashby de la Zouch	14	3:17:46.27	12:38.37 6
32	139	Q1	Jordan BLIGHT		Crumlin	14	3:18:52.07	11:57.86 2
33	156	Q1	Mark SMITH	HON	Hampshire	13	3:07:56.66	12:36.94 3
34	61	Q1	David VINES	YAM	Gloucestershire	13	3:08:03.96	11:19.15 10
35	76	Q1	Barry SANDERS	HON	Worcester	13	3:08:49.79	12:29.71 2
36	153	Q1	Andrew SEBBURN	YAM	Bridgend	13	3:12:14.96	11:42.38 4
37	102	Q1	Andrew PICKLES	YAM	Skipton	13	3:13:37.13	10:59.25 6
38	128	Q1	Ste ENNETT	HON	Isle Of Man	13	3:16:33.96	10:42.14 8
39	26	Q1	Martin EVISON	YAM	Winchcombe	13	3:17:20.83	11:33.28 12
40	64	Q1	Joseph POMFRET	SUZ	Huntingdon	13	3:17:55.05	12:00.71 4
41	99	Q1	Paul CLARKE	POL	Warrington	13	3:32:02.34	11:35.70 2
42	56	Q1	Stephen CLARO	KTM	Berkshire	12	2:42:12.47	10:57.53 9
43	77	Q1	Steven ARMSTRONG	HON	Lockerbie	12	2:43:28.85	11:00.26 2
44	83	Q1	Seamus DOOLAN	YAM	Santon	12	2:50:08.16	11:54.67 9
45	52	Q1	Paul RAPPS	SUZ	Gwent	12	2:56:55.26	12:41.54 3
46	82	Q1	Robert BELL	CAN	Lockerbiew	12	2:57:01.86	9:39.24 5
47	145	Q1	Tom ROCH	YAM	Narberth	12	3:09:21.16	9:51.82 6
48	96	Q1	Laura REEVES	HON	Tonbridge	12	3:12:56.13	13:25.94 4
49	141	Q1	Zack HULL	HON	Buckinghamshire	12	3:13:49.12	11:04.07 3
50	70	Q1	Barrie DENNIS	HON	Shropshire	12	3:19:50.25	11:21.13 3
51	114	Q1	Alex MCHUGH	YAM	Kirk Michael	11	3:13:02.06	10:18.53 3
52	161	Q1	Oliver BENNETT			11	3:14:11.25	12:31.30 6
53	177	Q1	Ryan WALTERS	SUZ	Whitchurch	11	3:26:28.76	10:26.15 5
54	127	Q1	Lewis ARMSTRONG	HON	Lockerbie	10	3:03:07.25	10:35.74 3
55	59	Q1	Georgia LENT	YAM	Rhondda	10	3:18:11.62	11:40.45 2
56	129	Q1	Stephen UDY	YAM	St. Austell	10	3:21:05.75	11:15.48 2



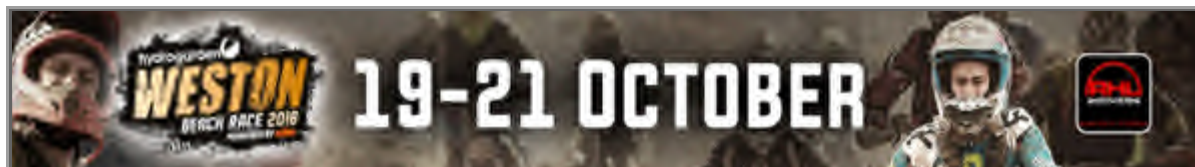
## CLASS RESULT - QUAD SOLO

PI	No	Cl	Name	Machine	Town	Laps	Time	Best Lap on
57	122	Q1	Ben COX	YAM	Isle of man	9	2:11:35.77	12:16.64 4
58	143	Q1	Curtis FOX	LTZ	Caerphilly	9	2:29:38.97	13:12.22 6
59	93	Q1	Marcus MORRIS	YAM	England	9	2:31:21.92	12:58.18 6
60	95	Q1	Rachael TOLFREY	HON	Ashford	9	3:12:27.64	17:02.04 4
61	142	Q1	David HULL	HON	Milton Keynes	9	3:13:50.60	11:08.28 5
62	74	Q1	Lee CARPENTER	HON	Swadlincote	8	1:49:43.01	12:46.55 7
63	130	Q1	Andy WATSON	HON	Cumbria	8	2:16:24.44	12:20.50 7
64	157	Q1	Damon NORTH		Berkshire	8	2:33:59.90	11:23.54 6
65	188	Q1	Shane HULLIOTT	SUZ	Kent	8	3:14:09.38	16:36.73 5
66	94	Q1	Lucy WATSON	HON	Kent	8	3:16:11.96	15:46.23 5
67	115	Q1	Tommy KEENAN	HON	Orpington	8	3:22:18.94	12:31.06 2
68	80	Q1	Clint EAGLE	YAM	Lakeside	7	1:26:14.09	11:11.57 2
69	124	Q1	Cathal McGILLIGAN	YAM	Derry	7	1:27:02.84	10:21.17 4
70	152	Q1	Nathan PALMER	KTM	Hengoed	7	1:41:21.38	11:11.01 2
71	62	Q1	Shaun TAYLOR	YAM	Berkshire	7	3:07:42.35	13:19.52 4
72	60	Q1	Glen TURGEON	YAM	Warwickshire	7	3:10:36.82	12:49.66 3
73	58	Q1	Daniel EVANS	HON	Whixall	7	3:11:23.74	13:05.76 4
74	100	Q1	David RICHARDS	YAM	Manchester	7	3:14:51.47	11:36.44 3
75	148	Q1	Iestyn ROWLANDS			6	1:01:40.23	9:57.14 5
76	8	Q1	Oliver SANSOM	YAM	Sutton Coldfield	6	1:03:57.24	10:06.84 4
77	118	Q1	Pat WHELAN	YAM	Co. Cork	6	1:14:58.74	11:30.48 2
78	13	Q1	Jonny MCKNIGHT	YAM	Bristol	6	1:18:38.38	10:22.02 2
79	67	Q1	Justin MCGLONE	HON	Suffolk	6	1:55:28.86	13:49.87 2
80	55	Q1	Chris BEBB	YAM	Berkshire	6	3:05:47.70	17:23.14 6
81	72	Q1	Gary POPHAM	SUZ	Plymouth	6	3:17:06.44	16:43.69 5
82	43	Q1	David RENDELL			5	1:29:27.84	13:32.28 4
83	133	Q1	Matthew CAHILL	BET	Sherborne	5	3:18:44.29	23:46.42 5
84	123	Q1	Jerry ADAMS	KAW	Cwmbran	4	1:31:57.55	20:36.35 3
85	57	Q1	Bob MITCHELL	YAM	Hampshire	4	2:10:36.38	16:58.13 4
86	103	Q1	Billy TAYLOR	POL	New Addington	4	3:24:16.29	38:38.10 3
87	34	Q1	Matt JAMES		Stourport On Severn	3	36:06.95	11:08.49 2
88	144	Q1	Aaron DAVIES	HON	Usk	3	36:25.67	10:58.83 2
89	53	Q1	Jeffery MOODY	SUZ	Hampshire	3	1:50:47.72	19:19.11 2
90	120	Q1	George OLIVER		South Yorkshire	2	1:42:36.95	31:34.61 2
91	89	Q1	Alex BETHELL	YAM	Worcestershire	1	11:01.71	0
92	46	Q1	Luke DAVIES	YAM	Worcester	1	13:43.71	0
93	105	Q1	Neil SWEENEY	HON	Leicestershire	1	19:41.21	0
94	154	Q1	Gareth DUDLEY		Wakefield	1	21:32.24	0
95	86	Q1	Tom MATTHEWS	YAM	Ashperton	1	23:23.80	0
96	98	Q1	Thomas HARRIS	YAM	Somerset	1	23:47.41	0
97	119	Q1	Kane HALL	YAM	PEEL	1	42:04.92	0
98	92	Q1	Keith CLARK		Alston	1	42:06.90	0
99	87	Q1	Daniel BRADLEY	YAM	Bodmin	1	1:48:18.26	0



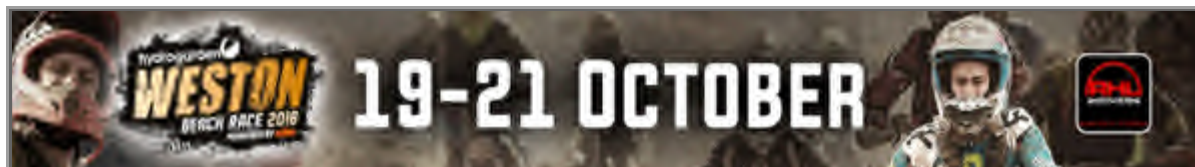
## CLASS RESULT - QUAD TWO MAN

Pl	No	Cl	Name	Machine	Town	Laps	Time	Best Lap on
1	244	Q2	HENSON/ CLOWES			18	3:15:03.79	9:46.51 5
2	101	Q2	David KNIGHT		Isle on Man	17	3:08:35.16	10:21.90 3
3	21	Q2	KERRUISH/ THORPE	YAM	Douglas	17	3:14:05.88	10:21.64 2
4	212	Q2	PAGET/ ORCHARD	SUZ	Truro	17	3:14:08.69	10:02.48 16
5	228	Q2	PRICE-DRAPER/ PRICE-DRAPER	SUZ	Plymouth	16	3:18:17.50	9:46.44 5
6	241	Q2	KELLETT/ KELLETT			15	3:02:18.53	10:11.12 5
7	208	Q2	CHRISTIAN/ WEEKS	HON	St Austell	15	3:15:14.42	11:27.89 2
8	202	Q2	SKELTON/ SKELTON	SUZ	Bodmin	15	3:19:32.12	10:19.41 10
9	223	Q2	MOWBRAY/ NEVILLE	YAM	Carlisle	15	3:21:04.62	11:15.25 2
10	211	Q2	DIXON/ IRWIN		Cragg Vale	14	3:07:58.22	12:03.38 9
11	214	Q2	CURPHEY/ BURNETT	YAM	Ballaugh	14	3:26:25.28	12:14.19 10
12	207	Q2	YEATES/ FROST	SUZ	Bristol	13	3:11:11.08	12:10.40 8
13	275	Q2	TOMLINSON HOLMES/			13	3:15:37.79	11:58.33 5
14	226	Q2	GODDARD/ SUCKLING	HIS	Devon	12	3:23:29.32	13:46.96 7
15	204	Q2	SPENCER/ SPENCER	CAN	Matlock	11	3:17:55.38	11:15.77 8
16	205	Q2	STANTON/ COE	POL	Nottinghamshire	10	3:08:11.55	12:30.74 3
17	233	Q2	WILLETTS WILLETTS/			10	3:09:14.34	13:22.60 3
18	219	Q2	GILLIGAN/ BETTS	HON	Hertfordshire	10	3:17:57.74	11:16.25 3
19	217	Q2	SWANN/ SWANN	KTM	Great Hallingbury	9	1:42:06.69	10:46.52 2
20	229	Q2	GRAY/ MUDIE	POL	Peterlee	9	3:26:23.36	19:24.29 5
21	206	Q2	STORER-SMITH/ CHURCH	POL	Nottingham	8	3:20:42.82	15:36.37 7
22	220	Q2	BRAZIER/ BRAZIER		Denbighshire	7	2:24:42.13	17:51.49 7
23	51	Q2	THOMPSON/ INGRAM	HON	Bourne	6	3:28:38.83	11:46.12 2
24	203	Q2	HERNAMAN/ BABBAGE	SUZ	Minehead	5	1:12:41.96	11:24.16 2
25	221	Q2	GREEN/ ZAFFINO	YAM	Llandrindod Wells	5	2:15:21.09	13:39.13 5
26	216	Q2	YOUNG/ YOUNG	HON	Co Londonderry	5	2:29:06.23	25:37.48 5
27	210	Q2	BURNETT/ BURNETT	CAN	Bristol	5	2:30:53.40	13:10.81 3
28	234	Q2	WILLETTS YEMM/			5	3:07:28.63	14:22.06 2
29	230	Q2	HARTLEY/ FULBROOK	YAM	Littlehampton	4	2:35:37.30	16:54.03 3
30	201	Q2	L'ESTRANGE/ L'ESTRANGE	YAM	Hampshire	4	2:52:48.85	27:35.85 4
31	243	Q2	ALLEN/ ALLEN			4	3:05:34.30	26:57.36 2
32	237	Q2	JOKUBAITIS/ PETRAUSKAS	CAN	Cornwall	3	37:53.61	12:40.20 2
33	227	Q2	MORGAN/ DOWNES	HON	Usk	3	40:52.95	13:12.16 2
34	225	Q2	BIRTLES/ SCOTT	YAM	Bridgend	3	2:44:31.83	15:05.21 2
35	218	Q2	HOLMES/ HOLMES		Derbyshire	1	13:45.33	0
36	240	Q2	PALMER PALMER/	KTM	Brecon	1	22:12.84	0
37	215	Q2	PAGE/ PAGE	HON	Loughborough	1	1:16:03.40	0
38	209	Q2	BEEDLES/ HODGSON	POL	Swansea	1	2:02:40.96	0



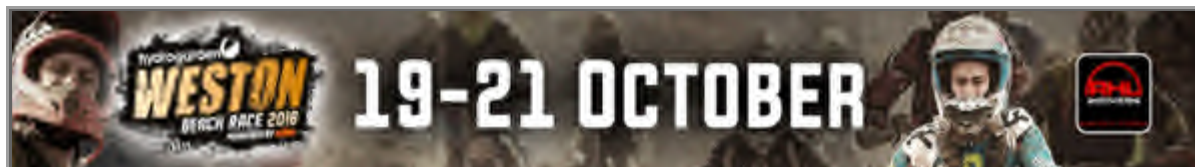
## CLASS RESULT - QUAD 4 X 4

PI	No	Cl	Name	Machine	Town	Laps	Time	Best Lap on
1	458	Q4	Steve ATKINS	CAN	Minehead	19	3:08:34.30	9:22.62 5
2	49	Q4	Simon DAVID		Somerset	19	3:10:19.25	9:28.10 4
3	401	Q4	Graham GUY	CAN	Colne	18	3:09:40.98	10:04.20 5
4	15	Q4	Stuart MARLEY	CAN	Crook	18	3:10:16.08	9:59.08 5
5	415	Q4	Tyrone GUY	CAN	Portsmouth	18	3:16:52.56	10:05.68 6
6	12	Q4	Graham ILLING	CAN	Minehead	17	3:08:38.91	10:26.70 7
7	426	Q4	Lloyd GOVE	CAN	Ilfracombe	17	3:09:40.57	10:09.07 4
8	469	Q4	Jack HUNTER			17	3:12:05.84	10:36.47 7
9	452	Q4	Lawrence DASCOSBE	CAN	Somerset	17	3:14:30.95	10:21.33 0
10	660	Q4	Jürgen GRÖPL	POL	Upper Austria	17	3:16:43.11	10:14.72 8
11	31	Q4	Laura LINTON	CAN	Colne	17	3:16:50.09	10:45.28 4
12	20	Q4	Richard HARVEY	CAN	Totnes	17	3:17:31.65	10:37.19 4
13	9	Q4	Katie HODGSON	CAN	Malton	16	3:07:23.06	10:04.76 4
14	42	Q4	Derek BURNS	CAN	Surrey	16	3:12:28.41	11:09.75 5
15	403	Q4	Lathan PRITCHARD	CAN	Whitchurch	16	3:15:18.48	11:07.50 5
16	440	Q4	Gerard SELBY	CAN	Bishop Auckland	16	3:20:47.63	11:52.79 15
17	461	Q4	Ryan WILLETT	CAN	Tavistock	15	3:11:04.71	11:10.96 3
18	409	Q4	John KEYS	CAN	Fareham	15	3:11:37.62	11:28.75 2
19	467	Q4	David DASCOSBE	CAN	Minehead	15	3:12:08.11	11:25.39 2
20	402	Q4	Danny RATCLIFFE	CAN	Coton, Whitchurch	15	3:14:40.71	11:48.24 10
21	448	Q4	Craig MCCORMICK	CAN	Fife	15	3:15:30.05	10:18.67 5
22	432	Q4	Ryan CHAMPION	CAN	Liskeard	15	3:16:47.90	10:51.81 3
23	468	Q4	Richard FREESTONE	CAN	Warwickshire	15	3:16:53.32	11:21.14 2
24	423	Q4	Darren MCPHERSON	HON	Melton Mowbray	15	3:17:02.71	11:52.77 3
25	472	Q4	Jack HODGE		Redruth	14	3:07:12.07	11:29.66 8
26	406	Q4	Mark TRUDGEON	CAN	Cornwall	14	3:09:19.38	11:42.99 6
27	437	Q4	Neil BURNETT	CAN	Minehead	14	3:10:06.50	11:53.10 3
28	424	Q4	Iain STRATTON	POL	Cuper	14	3:17:29.49	11:52.11 4
29	442	Q4	Harry MARTIN	YAM	Worcestershire	14	3:22:28.99	12:37.94 4
30	464	Q4	Rokas SVENCKIS	POL	Avon	13	3:07:14.49	12:26.68 4
31	439	Q4	Neil MARTIN	CAN	Worcestershire	13	3:08:17.42	11:06.36 8
32	417	Q4	Steve FOGERTY	CAN	Hampshire	13	3:08:31.47	12:03.82 5
33	420	Q4	Tom JONES	CAN	Welshpool	13	3:08:50.60	10:11.36 4
34	466	Q4	Dominic FIORENZIO	CAN	Wiltshire	13	3:08:53.04	13:11.69 2
35	451	Q4	Harry HINKLEY	QUA	Lincolnshire	13	3:09:31.15	11:07.13 4
36	416	Q4	Arron FLYNN	YAM	Sheffield	13	3:11:02.86	12:13.82 3
37	465	Q4	Ernestas VINGELIS		Cornwall	13	3:14:24.30	13:02.61 9
38	460	Q4	Daniel BARROW	SUZ	Honiton	13	3:17:32.45	12:14.38 3
39	447	Q4	Andrew PERKIN	CAN	Derbyshire	13	3:18:16.83	12:44.04 5
40	155	Q4	Macaulay HARRISON		Merseyside	12	2:33:40.09	11:21.21 8
41	444	Q4	Joe BACON	POL	Haih	12	3:02:53.68	12:08.41 5
42	411	Q4	Anthony BLACKWELL	GRI	Gwent	12	3:04:50.77	13:04.88 3
43	428	Q4	Colin BURNETT	CAN	BRISTOL	12	3:15:23.09	13:49.39 8
44	69	Q4	Ivor RABBITTS	HON	Swindon	12	3:15:53.85	13:44.32 3
45	405	Q4	Jason HALLING	YAM	Crumlin	12	3:18:46.24	13:45.37 3
46	470	Q4	Tanya GOVIER	HON	Taunton	12	3:19:16.98	14:37.23 6
47	414	Q4	David FLYNN	YAM	Sheffield	12	3:23:39.15	12:44.31 5
48	430	Q4	Callum OGDEN	CAN	Dronfield	11	2:38:41.35	11:27.05 2
49	45	Q4	Paul HUXLEY	CAN	Llanfyllin	11	3:08:32.99	11:38.24 5
50	450	Q4	Danny GILLIGAN	POL	Hertfordshire	11	3:10:15.38	11:38.19 6
51	453	Q4	Latham THOMAS	KAW	Blackwood	11	3:20:25.50	12:30.00 4
52	449	Q4	Steven HONE	CAN	Devon	10	2:08:40.38	11:24.90 2
53	463	Q4	Emma CARPENTER	CAN	Derbyshire	10	3:15:25.78	14:22.91 3
54	435	Q4	Anthony WILLIAMS	HON	Blackwood	9	2:52:16.37	13:40.13 3
55	436	Q4	Colin BURNETT	KAW	Somerset	9	3:07:11.11	15:28.23 2
56	457	Q4	David SMITH	TGB	Hampshire	9	3:18:37.59	17:37.39 3



## CLASS RESULT - QUAD 4 X 4

PI	No	Cl	Name	Machine	Town	Laps	Time	Best Lap on
57	666	Q4	Ursula KAISER	POL	Austria	8	1:44:39.97	11:39.67 7
58	404	Q4	Michael THOMAS	GRI	Gwent	8	2:24:28.29	14:12.09 3
59	434	Q4	Ryan BOUCHER	YAM	Blackwood	8	2:32:48.28	12:21.65 3
60	427	Q4	Dave OWEN	CAN	Cwmbran	8	2:47:44.24	13:29.27 7
61	441	Q4	Philip CAULEY	CAN	Yorkshire	8	3:17:45.30	14:27.72 2
62	459	Q4	John ROBSON	SUZ	Preston	7	1:16:04.28	9:42.80 4
63	473	Q4	Wayne O'BRIEN			7	1:47:05.52	11:12.45 3
64	455	Q4	Sophie BAILEY	CAN	Malmesbury	7	3:18:18.80	12:02.58 2
65	454	Q4	Aled BRAIN	YAM	Ebbw Vale	6	2:08:47.88	14:54.47 3
66	431	Q4	Mohammed KAHN	POL	South Yorkshire	5	1:51:57.32	14:19.14 2
67	418	Q4	Lance REYNOLDS	KAW	South Yorkshire	4	1:07:01.31	14:50.82 3
68	462	Q4	Jon MORGAN	POL	Usk	3	36:41.52	10:41.98 2
69	407	Q4	John HEAL	HON	Devon	3	51:01.36	14:37.11 3
70	471	Q4	Josh BROWN		Minehead	3	1:52:21.79	12:03.70 2
71	160	Q4	Martin BENBOW			1	11:46.84	0



## CLASS RESULT - SIDECARS - Amended

Pl	No	Cl	Name	Machine	Town	Laps	Time	Best Lap on
1	32	SC	DAVIES/ FERGUSON	HUS	Llanwrda	17	3:10:01.63	10:21.28 4
2	304	SC	WILLIAMS/ PETERS	KTM	Llanidloes	16	3:02:15.64	10:19.69 5
3	35	SC	SCRIVENS/ LAWFORD	KTM	Bristol	15	3:11:36.10	10:58.90 6
4	331	SC	RUTHERFORD/ BROWNE	KTM	Bristol	15	3:16:56.84	10:24.91 2
5	305	SC	MANNING/ ROGERS	KTM	Bristol	15	3:18:59.11	11:39.43 4
6	302	SC	NEVILL/ NEVILL	YAM	Stoke Manderville	14	3:17:17.90	11:53.79 9
7	236	SC	HUTTON ZEMBRZUSKI	HON		13	3:38:01.76	12:52.88 8
8	311	SC	HELLIWELL/ MORGAN	KTM	Llandrindod Wells	11	3:07:20.63	11:34.88 9
9	238	SC	MILLETT/ CHANDLER	KTM	Berkshire	10	3:22:20.43	13:13.94 3
10	323	SC	COLEMAN/ NELSON	KTM	Northampton	9	3:15:52.26	15:23.60 5
11	300	SC	RUTHERFORD/ RUTHERFORD	KTM	Weston Super Mare	9	3:19:05.30	16:10.21 2
12	317	SC	GEORGE/ GEORGE	EML	Essex	8	2:55:18.35	13:36.41 3
13	314	SC	BOOTH/ MUDIE	HON	Bishops Auckland	8	3:07:13.78	11:12.75 2
14	306	SC	JACKSON/ MORRIS	YAM	Gwent	6	1:53:35.58	14:28.77 2
15	310	SC	LAIGHT/ ROSE	KTM	Worcestershire	6	3:05:35.34	19:11.04 5
16	377	SC	WATSON/ WATSON	HON	Chelmsford	6	3:19:20.06	15:19.09 3
17	329	SC	BARTON/ BARTON	YAM		5	3:07:05.12	13:07.70 2
18	316	SC	TORRES/ COURTNEY	KTM	St. Austell	4	1:19:10.11	12:49.94 4
19	303	SC	JAMES/ WILLIAMS	KTM	Llandrindod Wells	3	42:14.15	11:09.93 2
20	307	SC	PUGH/ MILLS	KTM	Newtown	3	50:32.18	13:27.78 3
21	324	SC	WATMORE/ WEIR	KTM	Woking	3	1:42:15.55	30:33.49 3
22	318	SC	PROUDFOOT/ PROUDFOOT	YAM	Hampshire	3	2:16:40.46	25:27.79 3
23	321	SC	JONES/ JONES	KAW	Napton on the Hill	3	3:07:08.62	:05:28.89 3
24	301	SC	SINCLAIR/ CHILCOTT	KTM	Bristol	1	19:28.25	0
<b>Disqualified</b>								
319	SC	LAWRY/ WILKINSON	HUS	Allowing outfit to be used by another competitor				
322	SC	GRAY/ GRAY	KTM	Racing more than one outfit				