

BRITISH HISTORIC RACING

EVENTS 15, 16 & 17

RESULT - RACE 27

Pl	No	Evt	Name	Machine	Laps	Time	Behind	MPH	Best Lap on	MPH
1	34	17	TUER/ TUER	Morgan Racing 1208	7	9:15.88		66.01	1:16.42	7 68.59
2	656	16d	DAVENPORT/ DAVENPORT	Aprilia RS 125	7	9:16.74	0.86	65.90	1:18.03	6 67.17
3	78	16a	WICKETT/ BENNETT	BSA Windrick 749	7	9:56.79	40.91	61.48	1:23.11	5 63.07
4	71	16a	BANISTER/ PORTER	Triumph Thunderbird	6	10:12.77	1 Lap	51.32	1:39.32	4 52.77
<u>Not-Classified</u>										
	87	15	SYKES/ RUTH	Harley Davidson 998	4	6:49.81	DNF	51.16	1:37.84	4 53.57
<u>Fastest Lap</u>										
	34	17	TUER/ TUER	Morgan Racing 1208					1:16.42	7 68.59

Start Time : 11:36

Pembrey

11 Jun 23 11:51


Clerk of Course :

Time Issued :


Chief Timekeeper : Graham Marshall

THESE RESULTS ARE PROVISIONAL UNTIL THE CONCLUSION OF ANY JUDICIAL AND TECHNICAL MATTERS

HS Sports Timing and Results Systems - Results and Lap Times at www.theresultslive.co.uk



RACE GRID



EVENTS 15, 16 & 17

RACE 27

ROW 4



ROW 3

71 01:52.220
BANISTER/ PORTER



ROW 2

67 01:21.880
WARNER/ JAMES


78 01:23.530
WICKETT/ BENNETT

ROW 1

34 01:16.850
TUER/ TUER

656 01:17.940
DAVENPORT/ DAVENPO

POLE



BRITISH HISTORIC RACING

RESULT - RACE 27

EVENT 16

PI	No	Evt	Name	Machine	Laps	Time	MPH	Best Lap on	MPH
1	656	16d	DAVENPORT/ DAVENPORT	Aprilia RS 125	7	9:16.74	65.90	1:18.03	6 67.17
2	78	16a	WICKETT/ BENNETT	BSA Windrick 749	7	9:56.79	61.48	1:23.11	5 63.07
3	71	16a	BANISTER/ PORTER	Triumph Thunderbird	6	10:12.77	51.32	1:39.32	4 52.77

Fastest Lap

78 16a WICKETT/ BENNETT BSA Windrick 749 1:23.11 5 63.07

EVENT 17

PI	No	Evt	Name	Machine	Laps	Time	MPH	Best Lap on	MPH
1	34	17	TUER/ TUER	Morgan Racing 1208	7	9:15.88	66.01	1:16.42	7 68.59

Fastest Lap

34 17 TUER/ TUER Morgan Racing 1208 1:16.42 7 68.59

Start Time : 11:36

Pembrey

11 Jun 23 11:51

Clerk of Course :

Time Issued :

Chief Timekeeper : Graham Marshall

THESE RESULTS ARE PROVISIONAL UNTIL THE CONCLUSION OF ANY JUDICIAL AND TECHNICAL MATTERS

HS Sports Timing and Results Systems - Results and Lap Times at www.theresultslive.co.uk

EVENTS 15, 16 & 17

LAP TIMES - RACE 27

34 TUER/ TUER

Lap	1	2	3	4	5	6	7	8	9	10
1	1:29.62	1:17.03	1:16.55	1:19.03	1:20.25	1:16.98	1:16.42			

71 BANISTER/ PORTER

Lap	1	2	3	4	5	6	7	8	9	10
1	1:50.72	1:40.40	1:39.51	1:39.32	1:42.24	1:40.58				

78 WICKETT/ BENNETT

Lap	1	2	3	4	5	6	7	8	9	10
1	1:31.72	1:23.56	1:23.57	1:23.54	1:23.11	1:25.44	1:25.85			

87 SYKES/ RUTH

Lap	1	2	3	4	5	6	7	8	9	10
1	1:49.91	1:41.01	1:41.05	1:37.84						

656 DAVENPORT/ DAVENPORT

Lap	1	2	3	4	5	6	7	8	9	10
1	1:25.10	1:18.95	1:18.55	1:19.13	1:18.89	1:18.03	1:18.09			

Lap Chart

EVENTS 15, 16 & 17 - RACE 27

Lap 1		Lap 2		Lap 3		Lap 4		Lap 5		Lap 6		Lap 7		Lap 8		Lap 9		Lap 10	
No	Time	No	Time	No	Time	No	Time	No	Time	No	Time	No	Time	No	Time	No	Time	No	Time
656	1:25.10	656	2:44.05	656	4:02.60	656	5:21.73	656	6:40.62	656	7:58.65	34	9:15.88						
34	1:29.62	34	2:46.65	34	4:03.20	34	5:22.23	34	6:42.48	34	7:59.46	656	9:16.74						
78	1:31.72	78	2:55.28	78	4:18.85	78	5:42.39	87	6:49.81 *1	78	8:30.94	78	9:56.79						
87	1:49.91	87	3:30.92	71	5:10.63			71	6:49.95 *1	71	8:32.19 *1	71	10:12.77 *1						
71	1:50.72	71	3:31.12	87	5:11.97			78	7:05.50										