

BRITISH HISTORIC RACING

EVENTS 8, 14 & 26

RESULT - RACE 25

Pl	No	Evt	Name	Machine	Laps	Time	Behind	MPH	Best Lap on	MPH
1	232	26g	William CURTIS	Suzuki GSXR 1100	6	8:10.68		68.23	1:19.79	5 69.93
2	18	26a	Marc PRENTICE	Yamaha TZR 250	6	8:15.02	4.34	67.63	1:21.22	5 68.70
3	56	26f	Matthew HEBB	Yamaha OWO1 750	6	8:15.90	5.22	67.51	1:20.89	3 68.98
4	42	26g	Tony JIMENEZ	Bimota Y136 998	6	8:21.82	11.14	66.72	1:22.12	5 67.95
5	157	26a	Geoff MOOK	Yamaha TZR 250 149	6	8:23.95	13.27	66.44	1:22.19	5 67.89
6	13	26f	Mark BOSTOCK	Honda 749	6	8:32.66	21.98	65.31	1:22.15	5 67.92
7	2	26b	Mick PENNELL	Yamaha FZ600	6	8:32.88	22.20	65.28	1:23.87	4 66.53
8	337	14d	John NICKLIN	Suzuki GS1000	6	8:33.42	22.74	65.21	1:23.48	6 66.84
9	239	8	Mike BEVAN	Norton Seeley 750	6	8:33.95	23.27	65.14	1:23.77	2 66.61
10	207	26a	David SKELLINGTON	Honda NC23 400	6	8:37.83	27.15	64.65	1:23.94	6 66.48
11	1111	26d	Simon DIX	Suzuki GSXR750	6	8:52.02	41.34	62.93	1:26.42	5 64.57
12	105	26d	Wolf WALKER	GSXR Suzuki 750	6	8:52.70	42.02	62.85	1:25.99	6 64.89
13	233	26d	Mark WHORTON	Kawaski Zephyr 750	6	8:57.63	46.95	62.27	1:27.78	5 63.57
14	240	26d	Garry MCCORMACK	Kawaski Zephyr 750	6	9:05.60	54.92	61.36	1:29.06	2 62.65
15	138	14d	Mike KEMP	Norton Atlas 750	6	9:06.17	55.49	61.30	1:28.49	3 63.06
16	267	26b	Ian LEWIS	FZ 600	6	9:17.67	1:06.99	60.04	1:30.53	5 61.64
17	255	8	Alan FOSTER	Rickman Norton 750	6	9:17.90	1:07.22	60.01	1:31.15	2 61.22
18	87	26g	Shaun MULLIGAN	BMW K100 987	5	8:10.87	1 Lap	56.84	1:36.42	5 57.87
19	344	26d	Ian OLDCORN	GSXR Suzuki 750	5	8:25.98	1 Lap	55.14	1:38.09	5 56.89

Fastest Lap

232 26g William CURTIS Suzuki GSXR 1100 1:19.79 5 69.93

Start Time : 11:05

Anglesey

13 Aug 23 11:21


Clerk of Course :

Time Issued :


Chief Timekeeper : Graham Marshall

THESE RESULTS ARE PROVISIONAL UNTIL THE CONCLUSION OF ANY JUDICIAL AND TECHNICAL MATTERS

HS Sports Timing and Results Systems - Results and Lap Times at www.theresultslive.co.uk




RACE GRID



EVENTS 8, 14 & 26

RACE 25

ROW 6	267 01:31.070 Ian LEWIS 16	255 01:31.320 Alan FOSTER 17	87 01:34.330 Shaun MULLIGAN 18
ROW 5	1111 01:27.450 Simon DIX 13	240 01:28.410 Garry MCCORMACK 14	138 01:28.480 Mike KEMP 15
ROW 4	105 01:26.940 Wolf WALKER 10	233 01:26.940 Mark WHORTON 11	2 01:27.100 Mick PENNELL 12
ROW 3	337 01:23.780 John NICKLIN 7	207 01:23.870 David SKELLINGTON 8	239 01:25.750 Mike BEVAN 9
ROW 2	18 01:21.440 Marc PRENTICE 4	56 01:22.870 Matthew HEBB 5	42 01:23.760 Tony JIMENEZ 6
ROW 1	113 01:17.900 Doug EDMONDSON 1	157 01:20.400 Geoff MOOK 2	232 01:20.920 William CURTIS 3
POLE			



BRITISH HISTORIC RACING

RESULT - RACE 25

EVENT 8

PI	No	Evt	Name	Machine	Laps	Time	MPH	Best Lap on	MPH
1	239	8	Mike BEVAN	Norton Seeley 750	6	8:33.95	65.14	1:23.77	2 66.61
2	255	8	Alan FOSTER	Rickman Norton 750	6	9:17.90	60.01	1:31.15	2 61.22

Fastest Lap

239 8 Mike BEVAN Norton Seeley 750 1:23.77 2 66.61

EVENT 14

PI	No	Evt	Name	Machine	Laps	Time	MPH	Best Lap on	MPH
1	337	14d	John NICKLIN	Suzuki GS1000	6	8:33.42	65.21	1:23.48	6 66.84
2	138	14d	Mike KEMP	Norton Atlas 750	6	9:06.17	61.30	1:28.49	3 63.06

Fastest Lap

337 14d John NICKLIN Suzuki GS1000 1:23.48 6 66.84

Start Time : 11:05

Anglesey

13 Aug 23 11:22

Clerk of Course :

Time Issued :

Chief Timekeeper : Graham Marshall

THESE RESULTS ARE PROVISIONAL UNTIL THE CONCLUSION OF ANY JUDICIAL AND TECHNICAL MATTERS

HS Sports Timing and Results Systems - Results and Lap Times at www.theresultslive.co.uk

BRITISH HISTORIC RACING

RESULT - RACE 25

EVENT 26

PI	No	Evt	Name	Machine	Laps	Time	MPH	Best Lap on	MPH
1	232	26g	William CURTIS	Suzuki GSXR 1100	6	8:10.68	68.23	1:19.79	5 69.93
2	18	26a	Marc PRENTICE	Yamaha TZR 250	6	8:15.02	67.63	1:21.22	5 68.70
3	56	26f	Matthew HEBB	Yamaha OWO1 750	6	8:15.90	67.51	1:20.89	3 68.98
4	42	26g	Tony JIMENEZ	Bimota Y136 998	6	8:21.82	66.72	1:22.12	5 67.95
5	157	26a	Geoff MOOK	Yamaha TZR 250 149	6	8:23.95	66.44	1:22.19	5 67.89
6	13	26f	Mark BOSTOCK	Honda 749	6	8:32.66	65.31	1:22.15	5 67.92
7	2	26b	Mick PENNELL	Yamaha FZ600	6	8:32.88	65.28	1:23.87	4 66.53
8	207	26a	David SKELLINGTON	Honda NC23 400	6	8:37.83	64.65	1:23.94	6 66.48
9	1111	26d	Simon DIX	Suzuki GSXR750	6	8:52.02	62.93	1:26.42	5 64.57
10	105	26d	Wolf WALKER	GSXR Suzuki 750	6	8:52.70	62.85	1:25.99	6 64.89
11	233	26d	Mark WHORTON	Kawaski Zephyr 750	6	8:57.63	62.27	1:27.78	5 63.57
12	240	26d	Garry MCCORMACK	Kawaski Zephyr 750	6	9:05.60	61.36	1:29.06	2 62.65
13	267	26b	Ian LEWIS	FZ 600	6	9:17.67	60.04	1:30.53	5 61.64
14	87	26g	Shaun MULLIGAN	BMW K100 987	5	8:10.87	56.84	1:36.42	5 57.87
15	344	26d	Ian OLDCORN	GSXR Suzuki 750	5	8:25.98	55.14	1:38.09	5 56.89

Fastest Lap

105 26d Wolf WALKER GSXR Suzuki 750 1:25.99 6 64.89

Start Time : 11:05

Anglesey

13 Aug 23 11:22

Clerk of Course :

Time Issued :

Chief Timekeeper : Graham Marshall

THESE RESULTS ARE PROVISIONAL UNTIL THE CONCLUSION OF ANY JUDICIAL AND TECHNICAL MATTERS

HS Sports Timing and Results Systems - Results and Lap Times at www.theresultslive.co.uk

EVENTS 8, 14 & 26

LAP TIMES - RACE 25

2 Mick PENNELL

Lap	1	2	3	4	5	6	7	8	9	10
1	1:31.90	1:24.13	1:24.83	1:23.87	1:24.25	1:23.90				

13 Mark BOSTOCK

Lap	1	2	3	4	5	6	7	8	9	10
1	1:35.88	1:24.67	1:22.88	1:22.83	1:22.15	1:24.25				

18 Marc PRENTICE

Lap	1	2	3	4	5	6	7	8	9	10
1	1:27.79	1:21.37	1:21.67	1:21.45	1:21.22	1:21.52				

42 Tony JIMENEZ

Lap	1	2	3	4	5	6	7	8	9	10
1	1:28.73	1:23.01	1:22.63	1:22.90	1:22.12	1:22.43				

56 Matthew HEBB

Lap	1	2	3	4	5	6	7	8	9	10
1	1:29.45	1:21.62	1:20.89	1:21.36	1:21.33	1:21.25				

87 Shaun MULLIGAN

Lap	1	2	3	4	5	6	7	8	9	10
1	1:43.89	1:37.19	1:36.71	1:36.66	1:36.42					

105 Wolf WALKER

Lap	1	2	3	4	5	6	7	8	9	10
1	1:34.83	1:28.15	1:28.34	1:28.71	1:26.68	1:25.99				

138 Mike KEMP

Lap	1	2	3	4	5	6	7	8	9	10
1	1:38.60	1:29.25	1:28.49	1:30.15	1:29.90	1:29.78				

157 Geoff MOOK

Lap	1	2	3	4	5	6	7	8	9	10
1	1:30.27	1:23.18	1:22.51	1:22.38	1:22.19	1:23.42				

207 David SKELLINGTON

Lap	1	2	3	4	5	6	7	8	9	10
1	1:34.18	1:25.02	1:25.05	1:24.98	1:24.66	1:23.94				

232 William CURTIS

Lap	1	2	3	4	5	6	7	8	9	10
1	1:27.79	1:21.74	1:21.02	1:20.19	1:19.79	1:20.15				

233 Mark WHORTON

Lap	1	2	3	4	5	6	7	8	9	10
1	1:36.43	1:28.31	1:29.28	1:28.00	1:27.78	1:27.83				

239 Mike BEVAN

Lap	1	2	3	4	5	6	7	8	9	10
1	1:30.84	1:23.77	1:24.64	1:24.87	1:25.39	1:24.44				

240	Garry MCCORMACK									
Lap	1	2	3	4	5	6	7	8	9	10
1	1:37.59	1:29.06	1:29.13	1:30.43	1:29.34	1:30.05				
255	Alan FOSTER									
Lap	1	2	3	4	5	6	7	8	9	10
1	1:39.32	1:31.15	1:31.95	1:31.67	1:32.21	1:31.60				
267	Ian LEWIS									
Lap	1	2	3	4	5	6	7	8	9	10
1	1:41.08	1:31.23	1:31.62	1:31.37	1:30.53	1:31.84				
337	John NICKLIN									
Lap	1	2	3	4	5	6	7	8	9	10
1	1:32.50	1:25.03	1:24.04	1:23.98	1:24.39	1:23.48				
344	Ian OLDCORN									
Lap	1	2	3	4	5	6	7	8	9	10
1	1:47.07	1:41.07	1:40.82	1:38.93	1:38.09					
1111	Simon DIX									
Lap	1	2	3	4	5	6	7	8	9	10
1	1:33.92	1:30.11	1:28.23	1:26.79	1:26.42	1:26.55				

Lap Chart

EVENTS 8, 14 & 26 - RACE 25

Lap 1		Lap 2		Lap 3		Lap 4		Lap 5		Lap 6		Lap 7		Lap 8		Lap 9		Lap 10	
No	Time	No	Time	No	Time	No	Time	No	Time	No	Time	No	Time	No	Time	No	Time	No	Time
232	1:27.79	18	2:49.16	232	4:10.55	232	5:30.74	232	6:50.53	232	8:10.68								
18	1:27.79	232	2:49.53	18	4:10.83	18	5:32.28	18	6:53.50	87	8:10.87	*1							
42	1:28.73	56	2:51.07	56	4:11.96	56	5:33.32	56	6:54.65	18	8:15.02								
56	1:29.45	42	2:51.74	42	4:14.37	42	5:37.27	42	6:59.39	56	8:15.90								
157	1:30.27	157	2:53.45	157	4:15.96	157	5:38.34	157	7:00.53	42	8:21.82								
239	1:30.84	239	2:54.61	239	4:19.25	239	5:44.12	13	7:08.41	157	8:23.95								
2	1:31.90	2	2:56.03	2	4:20.86	2	5:44.73	2	7:08.98	344	8:25.98	*1							
337	1:32.50	337	2:57.53	337	4:21.57	337	5:45.55	239	7:09.51	13	8:32.66								
1111	1:33.92	207	2:59.20	13	4:23.43	13	5:46.26	337	7:09.94	2	8:32.88								
207	1:34.18	13	3:00.55	207	4:24.25	207	5:49.23	207	7:13.89	337	8:33.42								
105	1:34.83	105	3:02.98	105	4:31.32	1111	5:59.05	1111	7:25.47	239	8:33.95								
13	1:35.88	1111	3:04.03	1111	4:32.26	105	6:00.03	105	7:26.71	207	8:37.83								
233	1:36.43	233	3:04.74	233	4:34.02	233	6:02.02	233	7:29.80	1111	8:52.02								
240	1:37.59	240	3:06.65	240	4:35.78	240	6:06.21	240	7:35.55	105	8:52.70								
138	1:38.60	138	3:07.85	138	4:36.34	138	6:06.49	138	7:36.39	233	8:57.63								
255	1:39.32	255	3:10.47	255	4:42.42	255	6:14.09	267	7:45.83	240	9:05.60								
267	1:41.08	267	3:12.31	267	4:43.93	267	6:15.30	255	7:46.30	138	9:06.17								
87	1:43.89	87	3:21.08	87	4:57.79	87	6:34.45			267	9:17.67								
344	1:47.07	344	3:28.14	344	5:08.96	344	6:47.89			255	9:17.90								