



EVENTS 1, 2, 3, 5, 7 & 14

RESULT - RACE 18

Pl	No	Evt	Name	Machine	Laps	Time	Behind	MPH	Best Lap on	MPH
1	56	14b	Matthew HEBB	Honda K4 350	8	9:57.66		72.28	1:12.97	3 74.00
2	69	14a	Jeff SMITH	Bridgestone RK175	8	10:03.20	5.54	71.62	1:13.45	3 73.52
3	60	5	Rich HAWKINS	Ducati MK III 349	8	10:03.73	6.07	71.56	1:13.13	8 73.84
4	151	7a	Steve COLE	Yamaha 450	8	10:22.77	25.11	69.37	1:15.84	8 71.20
5	23	1	Sam BENNETT	Norton/International	8	10:23.67	26.01	69.27	1:15.93	5 71.12
6	131	14b	Paul HEALEY	Honda CB350 K4	8	10:27.85	30.19	68.81	1:16.70	3 70.40
7	49	14a	Geoff HADWIN	Suzuki T20 247	8	10:46.70	49.04	66.80	1:19.30	6 68.10
8	28	14b	Steven BIRD	Honda 350 K4	8	10:47.70	50.04	66.70	1:19.11	3 68.26
9	47	1	Mervyn STRATFORD	Rudge 261	8	10:58.69	1:01.03	65.58	1:19.91	7 67.58
10	203	14a	Antony PERRETT	Suzuki GT250	8	10:59.02	1:01.36	65.55	1:20.38	5 67.18
11	103	1	Owen DYKE	Ariel VH 500	8	11:21.92	1:24.26	63.35	1:22.64	6 65.34
12	276	1	Ashley WILKINSON	Velocette KTT MK8	7	10:07.89	1 Lap	62.18	1:23.93	5 64.34
13	193	3	Martin HAWKINS	Montesa Impala Sport	7	10:30.72	1 Lap	59.93	1:26.52	7 62.41
14	259	3	Richard BOOL	Ducati MK1 250	7	10:50.92	1 Lap	58.07	1:30.88	7 59.42
15	296	2	Ben MEASURES	Royal Enfield Crusader	7	11:16.12	1 Lap	55.91	1:34.31	2 57.26
16	53	1	Philip BETTY	Velocette Mac 350	7	11:20.83	1 Lap	55.52	1:34.59	3 57.09
<u>Not-Classified</u>										
	250	14b	Paul WOOD	Honda K4 350	3	3:52.28	DNF	69.74	1:14.07	2 72.90
<u>Fastest Lap</u>										
	56	14b	Matthew HEBB	Honda K4 350					1:12.97	3 74.00

Start Time : 10:44

Darley Moor

16 Jul 23 10:59


Clerk of Course :

Time Issued :


Chief Timekeeper : Graham Marshall

THESE RESULTS ARE PROVISIONAL UNTIL THE CONCLUSION OF ANY JUDICIAL AND TECHNICAL MATTERS

HS Sports Timing and Results Systems - Results and Lap Times at www.theresultslive.co.uk




RACE GRID



EVENTS 1, 2, 3, 5, 7 & 14

RACE 18

ROW 6	53 01:50.650 Philip BETTY 16	296 01:47.780 Ben MEASURES 15	
ROW 5	193 01:38.160 Martin HAWKINS 14	80 01:33.550 Simon INGOLD 12	47 01:30.190 Mervyn STRATFORD 11
ROW 4	203 01:28.490 Antony PERRETT 10	49 01:26.410 Geoff HADWIN 9	
ROW 3	28 01:24.930 Steven BIRD 8	151 01:23.610 Nigel HEATH 7	250 01:23.160 Paul WOOD 6
ROW 2	60 01:22.400 Rich HAWKINS 5	131 01:22.200 Paul HEALEY 4	
ROW 1	23 01:21.850 Sam BENNETT 3	56 01:21.260 Matthew HEBB 2	135 01:18.210 Jason MARKHAM 1
			POLE





RESULT - RACE 18

EVENT 1

PI	No	Evt	Name	Machine	Laps	Time	MPH	Best Lap on	MPH
1	23	1	Sam BENNETT	Norton/International	8	10:23.67	69.27	1:15.93	5 71.12
2	47	1	Mervyn STRATFORD	Rudge 261	8	10:58.69	65.58	1:19.91	7 67.58
3	103	1	Owen DYKE	Ariel VH 500	8	11:21.92	63.35	1:22.64	6 65.34
4	276	1	Ashley WILKINSON	Velocette KTT MK8	7	10:07.89	62.18	1:23.93	5 64.34
5	53	1	Philip BETTY	Velocette Mac 350	7	11:20.83	55.52	1:34.59	3 57.09

Fastest Lap

23 1 Sam BENNETT Norton/International 1:15.93 5 71.12

EVENT 2

PI	No	Evt	Name	Machine	Laps	Time	MPH	Best Lap on	MPH
1	296	2	Ben MEASURES	Royal Enfield Crusader	7	11:16.12	55.91	1:34.31	2 57.26

Fastest Lap

296 2 Ben MEASURES Royal Enfield Crusader 1:34.31 2 57.26

EVENT 3

PI	No	Evt	Name	Machine	Laps	Time	MPH	Best Lap on	MPH
1	193	3	Martin HAWKINS	Montesa Impala Sport	7	10:30.72	59.93	1:26.52	7 62.41
2	259	3	Richard BOOL	Ducati MK1 250	7	10:50.92	58.07	1:30.88	7 59.42

Fastest Lap

193 3 Martin HAWKINS Montesa Impala Sport 1:26.52 7 62.41

Start Time : 10:44

Darley Moor

16 Jul 23 10:59

Clerk of Course :

Time Issued :

Chief Timekeeper : Graham Marshall

THESE RESULTS ARE PROVISIONAL UNTIL THE CONCLUSION OF ANY JUDICIAL AND TECHNICAL MATTERS

HS Sports Timing and Results Systems - Results and Lap Times at www.theresultslive.co.uk

BRITISH HISTORIC RACING

RESULT - RACE 18

EVENT 5

PI	No	Evt	Name	Machine	Laps	Time	MPH	Best Lap on	MPH
1	60	5	Rich HAWKINS	Ducati MK III 349	8	10:03.73	71.56	1:13.13	8 73.84

Fastest Lap

60	5	Rich HAWKINS	Ducati MK III 349				1:13.13	8	73.84
----	---	--------------	-------------------	--	--	--	---------	---	-------

EVENT 7

PI	No	Evt	Name	Machine	Laps	Time	MPH	Best Lap on	MPH
1	151	7a	Steve COLE	Yamaha 450	8	10:22.77	69.37	1:15.84	8 71.20

Fastest Lap

151	7a	Steve COLE	Yamaha 450				1:15.84	8	71.20
-----	----	------------	------------	--	--	--	---------	---	-------

EVENT 14

PI	No	Evt	Name	Machine	Laps	Time	MPH	Best Lap on	MPH
1	56	14b	Matthew HEBB	Honda K4 350	8	9:57.66	72.28	1:12.97	3 74.00
2	69	14a	Jeff SMITH	Bridgestone RK175	8	10:03.20	71.62	1:13.45	3 73.52
3	131	14b	Paul HEALEY	Honda CB350 K4	8	10:27.85	68.81	1:16.70	3 70.40
4	49	14a	Geoff HADWIN	Suzuki T20 247	8	10:46.70	66.80	1:19.30	6 68.10
5	28	14b	Steven BIRD	Honda 350 K4	8	10:47.70	66.70	1:19.11	3 68.26
6	203	14a	Antony PERRETT	Suzuki GT250	8	10:59.02	65.55	1:20.38	5 67.18

Fastest Lap

69	14a	Jeff SMITH	Bridgestone RK175				1:13.45	3	73.52
----	-----	------------	-------------------	--	--	--	---------	---	-------

Start Time : 10:44

Darley Moor

16 Jul 23 10:59

Clerk of Course :

Time Issued :

Chief Timekeeper : Graham Marshall

THESE RESULTS ARE PROVISIONAL UNTIL THE CONCLUSION OF ANY JUDICIAL AND TECHNICAL MATTERS

HS Sports Timing and Results Systems - Results and Lap Times at www.theresultslive.co.uk

EVENTS 1, 2, 3, 5, 7 & 14

LAP TIMES - RACE 18

23 Sam BENNETT

Lap	1	2	3	4	5	6	7	8	9	10
1	1:18.94	1:17.38	1:16.79	1:17.14	1:15.93	1:17.05	1:17.00	1:17.08		

28 Steven BIRD

Lap	1	2	3	4	5	6	7	8	9	10
1	1:21.20	1:20.77	1:19.11	1:20.17	1:19.30	1:19.91	1:19.77	1:20.67		

47 Mervyn STRATFORD

Lap	1	2	3	4	5	6	7	8	9	10
1	1:23.85	1:21.38	1:21.86	1:21.48	1:20.46	1:21.38	1:19.91	1:20.04		

49 Geoff HADWIN

Lap	1	2	3	4	5	6	7	8	9	10
1	1:20.73	1:19.79	1:19.39	1:19.40	1:20.49	1:19.30	1:19.99	1:20.63		

53 Philip BETTY

Lap	1	2	3	4	5	6	7	8	9	10
1	1:36.96	1:35.10	1:34.59	1:34.84	1:35.70	1:35.64	1:39.06			

56 Matthew HEBB

Lap	1	2	3	4	5	6	7	8	9	10
1	1:14.79	1:14.19	1:12.97	1:13.09	1:13.08	1:14.83	1:14.47	1:13.85		

60 Rich HAWKINS

Lap	1	2	3	4	5	6	7	8	9	10
1	1:18.18	1:14.76	1:14.23	1:13.66	1:14.42	1:15.05	1:13.46	1:13.13		

69 Jeff SMITH

Lap	1	2	3	4	5	6	7	8	9	10
1	1:16.76	1:13.81	1:13.45	1:14.37	1:14.60	1:14.70	1:13.78	1:13.99		

103 Owen DYKE

Lap	1	2	3	4	5	6	7	8	9	10
1	1:27.47	1:23.83	1:23.24	1:24.24	1:24.22	1:22.64	1:23.76	1:24.53		

131 Paul HEALEY

Lap	1	2	3	4	5	6	7	8	9	10
1	1:19.29	1:17.35	1:16.70	1:17.13	1:17.21	1:17.58	1:17.34	1:18.36		

151 Steve COLE

Lap	1	2	3	4	5	6	7	8	9	10
1	1:19.51	1:17.27	1:18.05	1:15.97	1:16.90	1:16.35	1:15.91	1:15.84		

193 Martin HAWKINS

Lap	1	2	3	4	5	6	7	8	9	10
1	1:32.50	1:28.80	1:29.82	1:28.12	1:28.38	1:27.04	1:26.52			

203 Antony PERRETT

Lap	1	2	3	4	5	6	7	8	9	10
1	1:24.31	1:21.99	1:21.37	1:21.37	1:20.38	1:20.71	1:20.60	1:20.59		

250	Paul WOOD										
	Lap	1	2	3	4	5	6	7	8	9	10
	1	1:17.07	1:14.07	1:14.41							

259	Richard BOOL										
	Lap	1	2	3	4	5	6	7	8	9	10
	1	1:32.46	1:31.89	1:31.31	1:31.75	1:31.76	1:32.06	1:30.88			

276	Ashley WILKINSON										
	Lap	1	2	3	4	5	6	7	8	9	10
	1	1:32.51	1:25.66	1:24.60	1:23.96	1:23.93	1:24.01	1:24.10			

296	Ben MEASURES										
	Lap	1	2	3	4	5	6	7	8	9	10
	1	1:35.97	1:34.31	1:35.02	1:34.85	1:36.21	1:36.14	1:35.32			

Lap Chart

EVENTS 1, 2, 3, 5, 7 & 14 - RACE 18

Lap 1		Lap 2		Lap 3		Lap 4		Lap 5		Lap 6		Lap 7		Lap 8		Lap 9		Lap 10	
No	Time	No	Time	No	Time	No	Time	No	Time	No	Time	No	Time	No	Time	No	Time	No	Time
56	1:21.18	56	2:35.37	56	3:48.34	56	5:01.43	56	6:14.51	56	7:29.34	56	8:43.81	56	9:57.66				
250	1:23.80	250	2:37.87	69	3:51.76	69	5:06.13	259	6:16.22 *1	69	7:35.43	69	8:49.21	69	10:03.20				
69	1:24.50	69	2:38.31	250	3:52.28	60	5:07.67	69	6:20.73	60	7:37.14	60	8:50.60	60	10:03.73				
60	1:25.02	60	2:39.78	60	3:54.01	23	5:16.61	60	6:22.09	193	7:37.16 *1	193	9:04.20 *1	276	10:07.89 *1				
23	1:25.30	23	2:42.68	23	3:59.47	131	5:17.36	296	6:28.45 *1	259	7:47.98 *1	23	9:06.59	151	10:22.77				
131	1:26.18	131	2:43.53	131	4:00.23	151	5:17.77	53	6:30.43 *1	23	7:49.59	151	9:06.93	23	10:23.67				
151	1:26.48	151	2:43.75	151	4:01.80	49	5:26.29	23	6:32.54	151	7:51.02	131	9:09.49	131	10:27.85				
49	1:27.71	49	2:47.50	49	4:06.89	28	5:28.05	131	6:34.57	131	7:52.15	259	9:20.04 *1	193	10:30.72 *1				
28	1:28.00	28	2:48.77	28	4:07.88	203	5:36.74	151	6:34.67	296	8:04.66 *1	49	9:26.07	49	10:46.70				
203	1:32.01	47	2:53.56	203	4:15.37	47	5:36.90	49	6:46.78	49	8:06.08	28	9:27.03	28	10:47.70				
47	1:32.18	203	2:54.00	47	4:15.42	103	5:46.77	28	6:47.35	53	8:06.13 *1	203	9:38.43	259	10:50.92 *1				
103	1:35.46	103	2:59.29	103	4:22.53	276	5:55.85	203	6:57.12	28	8:07.26	47	9:38.65	47	10:58.69				
259	1:41.27	276	3:07.29	276	4:31.89	193	6:08.78	47	6:57.36	203	8:17.83	296	9:40.80 *1	203	10:59.02				
276	1:41.63	193	3:10.84	193	4:40.66			103	7:10.99	47	8:18.74	53	9:41.77 *1	296	11:16.12 *1				
193	1:42.04	259	3:13.16	259	4:44.47			276	7:19.78	103	8:33.63	103	9:57.39	53	11:20.83 *1				
296	1:44.27	296	3:18.58	296	4:53.60					276	8:43.79			103	11:21.92				
53	1:45.90	53	3:21.00	53	4:55.59														