

# BRITISH HISTORIC RACING

## EVENT 18

### RESULT - RACE 17

Pl	No	Evt	Name	Machine	Laps	Time	Behind	MPH	Best Lap on	MPH
1	25	18c	WHITAKER/ HOLROYD	BWM K100 1100	6	9:12.20		60.63	1:30.97	5 61.34
2	98	18c	GAGG/ GAGG	BMW K100 1092	6	9:16.29	4.09	60.18	1:31.46	5 61.01
3	2	18b	KEMP/ AUSTIN	Moto Guzzi Le Mans	6	9:36.25	24.05	58.10	1:34.80	4 58.86
4	13	18c	EDMONDSON/ PRENTICE	BMW K100 1000	6	9:39.76	27.56	57.75	1:35.18	4 58.63
5	66	18c	BIRKETT/ BIRKETT	BMW K100 1200	6	9:43.49	31.29	57.38	1:35.69	2 58.31
6	96	18c	WILKINS/ WILLIAMS	BMW K100 1171	6	10:18.62	1:06.42	54.12	1:40.17	5 55.71
7	28	18a	HOLDEN/ SALISBURY	BMW K75 750	6	10:18.77	1:06.57	54.11	1:39.14	5 56.28
8	92	18c	ROOME/ WARNER	BMW K100 1200	6	10:19.46	1:07.26	54.05	1:40.41	6 55.57
9	57	18b	LARK/ TENNET	BMW K100 1000	6	10:49.09	1:36.89	51.58	1:45.82	4 52.73
10	85	18c	PHILLIPS/ HALL	BMW K100 1000	5	9:16.31	1 Lap	50.15	1:49.05	2 51.17
<u>Not-Classified</u>										
	91	18c	DOWNES OSTERHOLZER	BWM K100 1000	1	1:46.10	DNF	52.59		0 0.00
<u>Fastest Lap</u>										
	25	18c	WHITAKER/ HOLROYD	BWM K100 1100					1:30.97	5 61.34

Start Time : 17:09

Anglesey

12 Aug 23 17:24


Clerk of Course :

Time Issued :


Chief Timekeeper : Graham Marshall

THESE RESULTS ARE PROVISIONAL UNTIL THE CONCLUSION OF ANY JUDICIAL AND TECHNICAL MATTERS

HS Sports Timing and Results Systems - Results and Lap Times at [www.theresultslive.co.uk](http://www.theresultslive.co.uk)



# RACE GRID



## EVENT 18

### RACE 17

ROW 6

**85** 01:47.330  
PHILLIPS/ HALL

ROW 5

**92** 01:41.690  
ROOME/ WARNER

**57** 01:46.590  
LARK/ TENNET

ROW 4

**91** 01:39.090  
DOWNES OSTERHOLZE

**96** 01:39.470  
WILKINS/ WILLIAMS

ROW 3

**66** 01:36.730  
BIRKETT/ BIRKETT

**28** 01:38.570  
HOLDEN/ SALISBURY

ROW 2

**13** 01:33.340  
EDMONDSON/ PRENTIC


**2** 01:34.620  
KEMP/ AUSTIN

ROW 1

**25** 01:30.060  
WHITAKER/ HOLROYD

**98** 01:30.310  
GAGG/ GAGG

POLE



# EVENT 18

## LAP TIMES - RACE 17

---

<b>2</b>	<b>KEMP/ AUSTIN</b>										
	<b>Lap</b>	<b>1</b>	<b>2</b>	<b>3</b>	<b>4</b>	<b>5</b>	<b>6</b>	<b>7</b>	<b>8</b>	<b>9</b>	<b>10</b>
	1	1:39.69	1:35.25	1:34.97	1:34.80	1:35.28	1:36.26				

---

<b>13</b>	<b>EDMONDSON/ PRENTICE</b>										
	<b>Lap</b>	<b>1</b>	<b>2</b>	<b>3</b>	<b>4</b>	<b>5</b>	<b>6</b>	<b>7</b>	<b>8</b>	<b>9</b>	<b>10</b>
	1	1:40.87	1:35.71	1:36.72	1:35.18	1:36.02	1:35.26				

---

<b>25</b>	<b>WHITAKER/ HOLROYD</b>										
	<b>Lap</b>	<b>1</b>	<b>2</b>	<b>3</b>	<b>4</b>	<b>5</b>	<b>6</b>	<b>7</b>	<b>8</b>	<b>9</b>	<b>10</b>
	1	1:36.00	1:31.41	1:31.04	1:31.15	1:30.97	1:31.63				

---

<b>28</b>	<b>HOLDEN/ SALISBURY</b>										
	<b>Lap</b>	<b>1</b>	<b>2</b>	<b>3</b>	<b>4</b>	<b>5</b>	<b>6</b>	<b>7</b>	<b>8</b>	<b>9</b>	<b>10</b>
	1	1:55.37	1:44.05	1:40.35	1:39.54	1:39.14	1:40.32				

---

<b>57</b>	<b>LARK/ TENNET</b>										
	<b>Lap</b>	<b>1</b>	<b>2</b>	<b>3</b>	<b>4</b>	<b>5</b>	<b>6</b>	<b>7</b>	<b>8</b>	<b>9</b>	<b>10</b>
	1	1:52.79	1:45.84	1:47.04	1:45.82	1:47.80	1:49.80				

---

<b>66</b>	<b>BIRKETT/ BIRKETT</b>										
	<b>Lap</b>	<b>1</b>	<b>2</b>	<b>3</b>	<b>4</b>	<b>5</b>	<b>6</b>	<b>7</b>	<b>8</b>	<b>9</b>	<b>10</b>
	1	1:40.24	1:35.69	1:36.11	1:35.76	1:36.38	1:39.31				

---

<b>85</b>	<b>PHILLIPS/ HALL</b>										
	<b>Lap</b>	<b>1</b>	<b>2</b>	<b>3</b>	<b>4</b>	<b>5</b>	<b>6</b>	<b>7</b>	<b>8</b>	<b>9</b>	<b>10</b>
	1	1:55.79	1:49.05	1:51.37	1:49.20	1:50.90					

---

<b>91</b>	<b>DOWNES OSTERHOLZER</b>										
	<b>Lap</b>	<b>1</b>	<b>2</b>	<b>3</b>	<b>4</b>	<b>5</b>	<b>6</b>	<b>7</b>	<b>8</b>	<b>9</b>	<b>10</b>
	1	1:46.10									

---

<b>92</b>	<b>ROOME/ WARNER</b>										
	<b>Lap</b>	<b>1</b>	<b>2</b>	<b>3</b>	<b>4</b>	<b>5</b>	<b>6</b>	<b>7</b>	<b>8</b>	<b>9</b>	<b>10</b>
	1	1:47.48	1:42.97	1:43.35	1:44.06	1:41.19	1:40.41				

---

<b>96</b>	<b>WILKINS/ WILLIAMS</b>										
	<b>Lap</b>	<b>1</b>	<b>2</b>	<b>3</b>	<b>4</b>	<b>5</b>	<b>6</b>	<b>7</b>	<b>8</b>	<b>9</b>	<b>10</b>
	1	1:50.76	1:41.00	1:42.82	1:42.53	1:40.17	1:41.34				

---

<b>98</b>	<b>GAGG/ GAGG</b>										
	<b>Lap</b>	<b>1</b>	<b>2</b>	<b>3</b>	<b>4</b>	<b>5</b>	<b>6</b>	<b>7</b>	<b>8</b>	<b>9</b>	<b>10</b>
	1	1:36.65	1:31.63	1:31.62	1:32.53	1:31.46	1:32.40				

---

# Lap Chart

## EVENT 18 - RACE 17

Lap 1		Lap 2		Lap 3		Lap 4		Lap 5		Lap 6		Lap 7		Lap 8		Lap 9		Lap 10	
No	Time	No	Time	No	Time	No	Time	No	Time	No	Time	No	Time	No	Time	No	Time	No	Time
25	1:36.00	25	3:07.41	25	4:38.45	25	6:09.60	25	7:40.57	25	9:12.20								
98	1:36.65	98	3:08.28	98	4:39.90	98	6:12.43	98	7:43.89	98	9:16.29								
2	1:39.69	2	3:14.94	2	4:49.91	2	6:24.71	2	7:59.99	85	9:16.31	*1							
66	1:40.24	66	3:15.93	66	4:52.04	66	6:27.80	66	8:04.18	2	9:36.25								
13	1:40.87	13	3:16.58	13	4:53.30	13	6:28.48	13	8:04.50	13	9:39.76								
91	1:46.10	92	3:30.45	92	5:13.80	96	6:57.11	96	8:37.28	66	9:43.49								
92	1:47.48	96	3:31.76	96	5:14.58	92	6:57.86	28	8:38.45	96	10:18.62								
96	1:50.76	57	3:38.63	28	5:19.77	28	6:59.31	92	8:39.05	28	10:18.77								
57	1:52.79	28	3:39.42	57	5:25.67	57	7:11.49	57	8:59.29	92	10:19.46								
28	1:55.37	85	3:44.84	85	5:36.21	85	7:25.41			57	10:49.09								
85	1:55.79																		