

# BRITISH HISTORIC RACING

## EVENTS 15, 16 & 17

### RESULT - RACE 17

Pl	No	Evt	Name	Machine	Laps	Time	Behind	MPH	Best Lap on	MPH
1	656	16d	DAVENPORT/ DAVENPORT	Aprilia RS 125	7	9:21.56		65.34	1:17.94	7 67.25
2	34	17	TUER/ TUER	Morgan Racing 1208	7	9:22.00	0.44	65.29	1:16.85	4 68.21
3	78	16a	WICKETT/ BENNETT	BSA Windrick 749	7	10:02.02	40.46	60.95	1:23.53	2 62.75
4	67	16	WARNER/ JAMES	BWM K100	7	10:05.92	44.36	60.55	1:21.88	2 64.02
<b><u>Not-Classified</u></b>										
	71	16a	BANISTER/ PORTER	Triumph Thunderbird	4	7:50.35	DNF	44.58	1:52.22	3 46.71
<b><u>Fastest Lap</u></b>										
	34	17	TUER/ TUER	Morgan Racing 1208					1:16.85	4 68.21

Start Time : 16:11

Pembrey

10 Jun 23 16:23


Clerk of Course :

Time Issued :


Chief Timekeeper : Graham Marshall

THESE RESULTS ARE PROVISIONAL UNTIL THE CONCLUSION OF ANY JUDICIAL AND TECHNICAL MATTERS

HS Sports Timing and Results Systems - Results and Lap Times at [www.theresultslive.co.uk](http://www.theresultslive.co.uk)




# RACE GRID



## EVENTS 15, 16 & 17

### RACE 17

ROW 4				
ROW 3	<b>87</b> 01:48.500 SYKES/ RUTH		<b>71</b> 01:51.120 BANISTER/ PORTER	
ROW 2		<b>67</b> 01:23.940 WARNER/ JAMES		<b>78</b> 01:25.910 WICKETT/ BENNETT
ROW 1	<b>34</b> 01:15.830 TUER/ TUER		<b>656</b> 01:19.850 DAVENPORT/ DAVENPO	
<b>POLE</b>				
				

# BRITISH HISTORIC RACING

## RESULT - RACE 17

### EVENT 16

PI	No	Evt	Name	Machine	Laps	Time	MPH	Best Lap	on	MPH
1	656	16d	DAVENPORT/ DAVENPORT	Aprilia RS 125	7	9:21.56	65.34	1:17.94	7	67.25
2	78	16a	WICKETT/ BENNETT	BSA Windrick 749	7	10:02.02	60.95	1:23.53	2	62.75
3	67	16	WARNER/ JAMES	BWM K100	7	10:05.92	60.55	1:21.88	2	64.02

#### Fastest Lap

67 16 WARNER/ JAMES                      BWM K100    1:21.88              2              64.02

### EVENT 17

PI	No	Evt	Name	Machine	Laps	Time	MPH	Best Lap	on	MPH
1	34	17	TUER/ TUER	Morgan Racing 1208	7	9:22.00	65.29	1:16.85	4	68.21

#### Fastest Lap

34 17 TUER/ TUER                                      Morgan Racing 1208    1:16.85              4              68.21

Start Time : 16:11

Pembrey

10 Jun 23 16:23

Clerk of Course :

Time Issued :

Chief Timekeeper : Graham Marshall

THESE RESULTS ARE PROVISIONAL UNTIL THE CONCLUSION OF ANY JUDICIAL AND TECHNICAL MATTERS

HS Sports Timing and Results Systems - Results and Lap Times at [www.theresultslive.co.uk](http://www.theresultslive.co.uk)

# EVENTS 15, 16 & 17

## LAP TIMES - RACE 17

---

**34 TUER/ TUER**

Lap	1	2	3	4	5	6	7	8	9	10
1	1:28.02	1:21.66	1:22.21	1:16.85	1:17.32	1:18.13	1:17.81			

---

**67 WARNER/ JAMES**

Lap	1	2	3	4	5	6	7	8	9	10
1	1:27.59	1:21.88	1:22.39	1:28.99	1:28.29	1:30.03	1:26.75			

---

**71 BANISTER/ PORTER**

Lap	1	2	3	4	5	6	7	8	9	10
1	2:01.36	1:57.55	1:52.22	1:59.22						

---

**78 WICKETT/ BENNETT**

Lap	1	2	3	4	5	6	7	8	9	10
1	1:32.56	1:23.53	1:24.16	1:24.84	1:24.75	1:28.16	1:24.02			

---

**656 DAVENPORT/ DAVENPORT**

Lap	1	2	3	4	5	6	7	8	9	10
1	1:28.07	1:20.64	1:18.75	1:19.34	1:18.70	1:18.12	1:17.94			

# Lap Chart

## EVENTS 15, 16 & 17 - RACE 17

Lap 1		Lap 2		Lap 3		Lap 4		Lap 5		Lap 6		Lap 7		Lap 8		Lap 9		Lap 10	
No	Time	No	Time	No	Time	No	Time	No	Time	No	Time	No	Time	No	Time	No	Time	No	Time
67	1:27.59	656	2:48.71	656	4:07.46	656	5:26.80	656	6:45.50	656	8:03.62	656	9:21.56						
34	1:28.02	67	2:49.47	67	4:11.86	34	5:28.74	34	6:46.06	34	8:04.19	34	9:22.00						
656	1:28.07	34	2:49.68	34	4:11.89	67	5:40.85	67	7:09.14	78	8:38.00	78	10:02.02						
78	1:32.56	78	2:56.09	78	4:20.25	78	5:45.09	78	7:09.84	67	8:39.17	67	10:05.92						
71	2:01.36	71	3:58.91			71	5:51.13 *1	71	7:50.35 *1										