

BRITISH HISTORIC RACING

EVENT 18

RESULT - RACE 13

Pl	No	Evt	Name	Machine	Laps	Time	Behind	MPH	Best Lap on	MPH
1	98	18c	GAGG/ GAGG	BMW K100	5	6:21.39		68.72	1:14.13	2 70.71
2	25	18c	WHITAKER/ HOLROYD	BWM K100	5	6:27.24	5.85	67.68	1:15.96	4 69.00
3	2	18b	KEMP/ AUSTIN	Moto Guzzi Le Mans	5	6:29.21	7.82	67.34	1:16.29	4 68.71
4	66	18c	BIRKETT/ BIRKETT	BMW K100	5	6:32.73	11.34	66.73	1:16.65	3 68.38
5	13	18b	EDMONSON/ PRENTICE	BWM K100	5	6:33.47	12.08	66.61	1:16.75	4 68.29
6	91	18c	DOWNES/ OSTERHOLZER	BWM K100	5	7:06.66	45.27	61.43	1:22.11	4 63.84
7	92	18c	ROOME/ WARNER	BMW K100	5	7:15.26	53.87	60.21	1:22.97	2 63.17
8	45	18c	MILES / FRAZER	BMW K100 1000	4	6:28.19	1 Lap	54.01	1:34.01	3 55.76
9	85	18c	PHILLIPS/ HALL	BMW K100	4	6:28.54	1 Lap	53.96	1:34.81	4 55.29

Fastest Lap

98 18c GAGG/ GAGG BMW K100 1:14.13 2 70.71

Start Time : 16:55

Pembrey

10 Jun 23 17:04


Clerk of Course :

Time Issued :


Chief Timekeeper : Graham Marshall

THESE RESULTS ARE PROVISIONAL UNTIL THE CONCLUSION OF ANY JUDICIAL AND TECHNICAL MATTERS

HS Sports Timing and Results Systems - Results and Lap Times at www.theresultslive.co.uk



RACE GRID



EVENT 18

RACE 13

ROW 6



ROW 5

85 01:32.020
PHILLIPS/ HALL

45 01:34.990
MILES / FRAZER

ROW 4

92 01:22.380
ROOME/ WARNER

920 01:25.970
CHADWICK/ FAIRCLOU

ROW 3

96 01:18.930
WILKINS/ WILLIAMS

91 01:21.710
DOWNES/ OSTERHOLZ

ROW 2

2 01:16.200
KEMP/ AUSTIN


13 01:16.430
EDMONSON/ PRENTICE

ROW 1

98 01:13.430
GAGG/ GAGG

25 01:13.600
WHITAKER/ HOLROYD

POLE



BRITISH HISTORIC RACING

RESULT - RACE 13

EVENT 18

PI	No	Evt	Name	Machine	Laps	Time	MPH	Best Lap on	MPH
1	98	18c	GAGG/ GAGG	BMW K100	5	6:21.39	68.72	1:14.13	2 70.71
2	25	18c	WHITAKER/ HOLROYD	BWM K100	5	6:27.24	67.68	1:15.96	4 69.00
3	2	18b	KEMP/ AUSTIN	Moto Guzzi Le Mans	5	6:29.21	67.34	1:16.29	4 68.71
4	66	18c	BIRKETT/ BIRKETT	BMW K100	5	6:32.73	66.73	1:16.65	3 68.38
5	13	18b	EDMONSON/ PRENTICE	BWM K100	5	6:33.47	66.61	1:16.75	4 68.29
6	91	18c	DOWNES/ OSTERHOLZER	BWM K100	5	7:06.66	61.43	1:22.11	4 63.84
7	92	18c	ROOME/ WARNER	BMW K100	5	7:15.26	60.21	1:22.97	2 63.17
8	45	18c	MILES / FRAZER	BMW K100 1000	4	6:28.19	54.01	1:34.01	3 55.76
9	85	18c	PHILLIPS/ HALL	BMW K100	4	6:28.54	53.96	1:34.81	4 55.29

Fastest Lap

98 18c GAGG/ GAGG BMW K100 1:14.13 2 70.71

Start Time : 16:55

Pembrey

10 Jun 23 17:05

Clerk of Course :

Time Issued :

Chief Timekeeper : Graham Marshall

THESE RESULTS ARE PROVISIONAL UNTIL THE CONCLUSION OF ANY JUDICIAL AND TECHNICAL MATTERS

HS Sports Timing and Results Systems - Results and Lap Times at www.theresultslive.co.uk

EVENT 18

LAP TIMES - RACE 13

2	KEMP/ AUSTIN										
	Lap	1	2	3	4	5	6	7	8	9	10
	1	1:21.80	1:17.33	1:17.13	1:16.29	1:16.66					

13	EDMONSON/ PRENTICE										
	Lap	1	2	3	4	5	6	7	8	9	10
	1	1:22.67	1:16.97	1:17.00	1:16.75	1:20.08					

25	WHITAKER/ HOLROYD										
	Lap	1	2	3	4	5	6	7	8	9	10
	1	1:21.43	1:16.93	1:16.15	1:15.96	1:16.77					

45	MILES / FRAZER										
	Lap	1	2	3	4	5	6	7	8	9	10
	1	1:43.55	1:35.56	1:34.01	1:35.07						

66	BIRKETT/ BIRKETT										
	Lap	1	2	3	4	5	6	7	8	9	10
	1	1:24.72	1:16.94	1:16.65	1:17.36	1:17.06					

85	PHILLIPS/ HALL										
	Lap	1	2	3	4	5	6	7	8	9	10
	1	1:43.34	1:35.32	1:35.07	1:34.81						

91	DOWNES/ OSTERHOLZER										
	Lap	1	2	3	4	5	6	7	8	9	10
	1	1:31.97	1:24.61	1:22.25	1:22.11	1:25.72					

92	ROOME/ WARNER										
	Lap	1	2	3	4	5	6	7	8	9	10
	1	1:34.53	1:22.97	1:23.58	1:28.11	1:26.07					

98	GAGG/ GAGG										
	Lap	1	2	3	4	5	6	7	8	9	10
	1	1:18.51	1:14.13	1:15.80	1:15.68	1:17.27					

Lap Chart

EVENT 18 - RACE 13

Lap 1		Lap 2		Lap 3		Lap 4		Lap 5		Lap 6		Lap 7		Lap 8		Lap 9		Lap 10	
No	Time	No	Time	No	Time	No	Time	No	Time	No	Time	No	Time	No	Time	No	Time	No	Time
98	1:18.51	98	2:32.64	98	3:48.44	98	5:04.12	98	6:21.39										
25	1:21.43	25	2:38.36	25	3:54.51	25	5:10.47	25	6:27.24										
2	1:21.80	2	2:39.13	2	3:56.26	2	5:12.55	45	6:28.19 *1										
13	1:22.67	13	2:39.64	13	3:56.64	13	5:13.39	85	6:28.54 *1										
66	1:24.72	66	2:41.66	66	3:58.31	66	5:15.67	2	6:29.21										
91	1:31.97	91	2:56.58	91	4:18.83	91	5:40.94	66	6:32.73										
92	1:34.53	92	2:57.50	92	4:21.08	92	5:49.19	13	6:33.47										
85	1:43.34	85	3:18.66	45	4:53.12			91	7:06.66										
45	1:43.55	45	3:19.11	85	4:53.73			92	7:15.26										