



ALL-COMERS SCRATCH RACE FOR PRE-WAR CARS (VSCC SET 5)

RESULT - RACE 13

PI	No	Cl	Name	Car	Laps	Time	Behind	MPH	Best Lap on	MPH Handicap
1	59	D	Julian GRIMWADE	Frazer Nash Single Seat	10	12:30.66		78.60	1:12.96	10 80.87
2	38	B	Pete CANDY	Riley Super Rat	10	13:02.42	31.76	75.41	1:14.30	9 79.41
3	18	D	Ruediger FRIEDRICHS	Alvis Firefly	10	13:04.55	33.89	75.21	1:17.34	7 76.29
4	187	B	Tony SEBER	Wolseley Hornet Special	10	14:28.77	1:58.11	67.92	1:19.84	4 73.90 70.37
5	104	B	Thomas HARDMAN	MG Bellevue Special	9	12:31.71	1 Lap	70.64	1:21.87	8 72.07 14.88 *
6	140	D	Graham PADDICK	McDowell Ford Track Race	9	13:17.09	1 Lap	66.62	1:25.39	8 69.10 28.58
7	198	A	Rodney SEBER	MG PB	9	13:20.85	1 Lap	66.31	1:26.58	4 68.15 21.63
8	145	B	Hans VAN WORTEL	Riley Special	9	13:32.32	1 Lap	65.37	1:24.81	9 69.57 49.03
9	102	B	David OZANNE	Aston Martin Speed Ulster	9	13:33.29	1 Lap	65.29	1:27.87	6 67.15 22.46
10	86	B	Edward BRADLEY	Aston Martin Ulster	9	13:53.80	1 Lap	63.69	1:30.72	3 65.04 17.32
11	168	B	Stephen RIDDINGTON	Riley 12/4 Special	9	13:58.40	1 Lap	63.34	1:31.09	8 64.78 18.59
12	162	A	Philip GODDARD	Morgan Le Mans Special	8	13:15.21	2 Laps	59.36	1:37.12	6 60.75 18.25
13	78	C	Tim HARRISON	The Hornet Racing Special	8	13:58.53	2 Laps	56.29	1:38.97	2 59.62 46.77
14	37	B	Leigh SEBBA	Morgan 4-4 LM	8	14:01.90	2 Laps	56.07	1:42.64	2 57.49 20.78

Not-Classified

117	B	Sue DARBYSHIRE	Morgan Super Aero	9	12:08.75	DNF	72.87	1:19.22	8 74.48
139	A	Simon EDWARDS	Morgan AERO SuperSport	4	7:06.32	DNF	55.36	1:28.76	2 66.48
81	B	Roger TUSHINGHAM	MG N Type Special	1	2:04.67	DNF	47.33		0 0.00
240	B	Robert COBDEN	Riley Falcon Special	1	2:08.51	DNF	45.91		0 0.00

Fastest Lap

198	A	Rodney SEBER	MG PB				1:26.58	4 68.15
38	B	Pete CANDY	Riley Super Rat				1:14.30	9 79.41
78	C	Tim HARRISON	The Hornet Racing Spe				1:38.97	2 59.62
59	D	Julian GRIMWADE	Frazer Nash Single Seat				1:12.96	10 80.87

Car 145 - Time Includes 15s Penalty for EXCEEDING TRACK LIMITS

Start Time : 11:50

Silverstone

23 Apr 17 12:13


Clerk of Course:

Time Issued:


Chief Timekeeper:

THESE RESULTS ARE PROVISIONAL UNTIL THE CONCLUSION OF ANY JUDICIAL AND TECHNICAL MATTERS

Timing by HS Sports Ltd - Results and Lap Times at www.theresultslive.co.uk/vintage-sports-car-club



RACE GRID




ALL-COMERS SCRATCH RACE FOR PRE-WAR CARS (VSCC SET 5)

RACE 13

ROW 12		37 01:44.930 Leigh SEBBA	
ROW 11	185 01:44.900 Philip PARKINSON		78 01:41.620 Tim HARRISON
ROW 10	172 01:38.240 David ASPLIN	81 01:37.260 Roger TUSHINGHAM	
ROW 9	51 01:36.610 David DANIELS		162 01:34.520 Philip GODDARD
ROW 8	168 01:33.970 Stephen RIDDINGTON	102 01:31.150 David OZANNE	
ROW 7	86 01:29.800 Edward BRADLEY		139 01:29.720 Simon EDWARDS
ROW 6	198 01:29.650 Rodney SEBER	140 01:28.510 Graham PADDICK	
ROW 5	145 01:26.620 Hans VAN WORTEL		187 01:25.540 Tony SEBER
ROW 4	104 01:23.730 Thomas HARDMAN	117 01:23.000 Sue DARBYSHIRE	
ROW 3	38 01:19.790 Pete CANDY		18 01:19.680 Ruediger FRIEDRICHS
ROW 2	222 01:18.700 Christian PEDERSEN	240 01:15.890 Robert COBDEN	
ROW 1	59 01:12.550 Julian GRIMWADE		4 01:08.730 Nicholas TOPLISS

Grid Used: White Markings

POLE



ALL-COMERS SCRATCH RACE FOR PRE-WAR CARS (VSCC SET 5)

LAP TIMES - RACE 13

18 Ruediger FRIEDRICHS

Lap	1	2	3	4	5	6	7	8	9	10
1	1:21.31	1:18.67	1:17.66	1:17.62	1:18.40	1:17.70	1:17.34	1:18.52	1:19.39	1:17.94

37 Leigh SEBBA

Lap	1	2	3	4	5	6	7	8	9	10
1	1:52.99	1:42.64	1:44.08	1:44.60	1:43.20	1:44.29	1:44.94	1:45.16		

38 Pete CANDY

Lap	1	2	3	4	5	6	7	8	9	10
1	1:19.64	1:18.30	1:18.49	1:16.55	1:17.36	1:16.77	1:16.38	1:29.22	1:14.30	1:15.41

59 Julian GRIMWADE

Lap	1	2	3	4	5	6	7	8	9	10
1	1:15.22	1:14.64	1:13.95	1:14.78	1:15.31	1:14.32	1:18.85	1:16.26	1:14.37	1:12.96

78 Tim HARRISON

Lap	1	2	3	4	5	6	7	8	9	10
1	1:48.31	1:38.97	1:39.95	1:41.84	1:39.13	1:38.97	1:40.84	2:10.52		

81 Roger TUSHINGHAM

Lap	1	2	3	4	5	6	7	8	9	10
1	2:04.67									

86 Edward BRADLEY

Lap	1	2	3	4	5	6	7	8	9	10
1	1:38.33	1:31.76	1:30.72	1:31.13	1:30.82	1:31.09	1:32.77	1:32.06	1:35.12	

102 David OZANNE

Lap	1	2	3	4	5	6	7	8	9	10
1	1:35.99	1:29.64	1:29.58	1:29.64	1:30.20	1:27.87	1:31.86	1:29.21	1:29.30	

104 Thomas HARDMAN

Lap	1	2	3	4	5	6	7	8	9	10
1	1:27.12	1:24.42	1:23.30	1:22.32	1:23.61	1:22.96	1:23.47	1:21.87	1:22.64	

117 Sue DARBYSHIRE

Lap	1	2	3	4	5	6	7	8	9	10
1	1:25.98	1:19.79	1:19.87	1:19.83	1:21.62	1:19.87	1:19.76	1:19.22	1:22.81	

139 Simon EDWARDS

Lap	1	2	3	4	5	6	7	8	9	10
1	1:39.28	1:28.76	1:31.44	2:26.84						

140 Graham PADDICK

Lap	1	2	3	4	5	6	7	8	9	10
1	1:30.14	1:28.72	1:27.79	1:26.74	1:29.71	1:30.93	1:31.47	1:25.39	1:26.20	

145 Hans VAN WORTEL

Lap	1	2	3	4	5	6	7	8	9	10
1	1:34.73	1:28.14	1:28.66	1:26.47	1:27.21	1:30.91	1:28.35	1:28.04	1:24.81	

162 Philip GODDARD

Lap	1	2	3	4	5	6	7	8	9	10
1	1:50.55	1:39.51	1:38.21	1:37.63	1:37.31	1:37.12	1:37.66	1:37.22		

168 Stephen RIDDINGTON

Lap	1	2	3	4	5	6	7	8	9	10
1	1:39.24	1:33.15	1:31.17	1:31.44	1:32.65	1:32.03	1:32.44	1:31.09	1:35.19	

187 Tony SEBER

Lap	1	2	3	4	5	6	7	8	9	10
1	1:24.99	1:20.14	1:20.01	1:19.84	1:21.44	1:20.19	1:20.89	1:20.76	1:23.98	2:16.53

198 Rodney SEBER

Lap	1	2	3	4	5	6	7	8	9	10
1	1:32.95	1:27.39	1:27.34	1:26.58	1:29.69	1:29.90	1:29.04	1:30.14	1:27.82	

240 Robert COBDEN

Lap	1	2	3	4	5	6	7	8	9	10
1	2:08.51									

Lap Chart

ALL-COMERS SCRATCH RACE FOR PRE-WAR CARS (VSCC SET 5) - RACE 13

Lap 1		Lap 2		Lap 3		Lap 4		Lap 5		Lap 6		Lap 7		Lap 8		Lap 9		Lap 10	
No	Time	No	Time	No	Time	No	Time	No	Time	No	Time	No	Time	No	Time	No	Time	No	Time
59	1:15.22	59	2:29.86	59	3:43.81	59	4:58.59	59	6:13.90	59	7:28.22	59	8:47.07	59	10:03.33	59	11:17.70	59	12:30.66
38	1:19.64	38	2:37.94	38	3:56.43	78	5:07.23 *1	168	6:15.00 *1	102	7:35.05 *1	37	8:47.51 *2	78	10:07.17 *2	162	11:37.99 *2	104	12:31.71 *1
18	1:21.31	18	2:39.98	18	3:57.64	162	5:08.27 *1	38	6:30.34	86	7:42.76 *1	198	8:53.85 *1	198	10:22.89 *1	18	11:46.61	38	13:02.42
187	1:24.99	187	2:45.13	187	4:05.14	38	5:12.98	18	6:33.66	38	7:47.11	140	8:54.03 *1	145	10:24.47 *1	38	11:47.01	18	13:04.55
117	1:25.98	117	2:45.77	117	4:05.64	18	5:15.26	162	6:45.90 *1	168	7:47.65 *1	145	8:56.12 *1	140	10:25.50 *1	78	11:48.01 *2	162	13:15.21 *2
104	1:27.12	104	2:51.54	104	4:14.84	37	5:19.71 *1	187	6:46.42	18	7:51.36	102	9:02.92 *1	18	10:27.22	140	11:50.89 *1	140	13:17.09 *1
140	1:30.14	140	2:58.86	140	4:26.65	187	5:24.98	117	6:47.09	187	8:06.61	38	9:03.49	37	10:31.80 *2	145	11:52.51 *1	198	13:20.85 *1
198	1:32.95	198	3:00.34	198	4:27.68	117	5:25.47	78	6:49.07 *1	117	8:06.96	18	9:08.70	38	10:32.71	198	11:53.03 *1	145	13:32.32 *1
145	1:34.73	145	3:02.87	145	4:31.53	104	5:37.16	104	7:00.77	162	8:23.21 *1	86	9:13.85 *1	102	10:34.78 *1	102	12:03.99 *1	102	13:33.29 *1
102	1:35.99	102	3:05.63	102	4:35.21	140	5:53.39	37	7:04.31 *1	104	8:23.73	168	9:19.68 *1	117	10:45.94	117	12:08.75	86	13:53.80 *1
86	1:38.33	139	3:08.04	139	4:39.48	198	5:54.26	139	7:06.32 *1	78	8:28.20 *1	117	9:26.72	86	10:46.62 *1	187	12:12.24	168	13:58.40 *1
168	1:39.24	86	3:10.09	86	4:40.81	145	5:58.00	140	7:23.10			187	9:27.50	187	10:48.26	37	12:16.74 *2	78	13:58.53 *2
139	1:39.28	168	3:12.39	168	4:43.56	102	6:04.85	198	7:23.95			104	9:47.20	168	10:52.12 *1	86	12:18.68 *1	37	14:01.90 *2
78	1:48.31	78	3:27.28			86	6:11.94	145	7:25.21			162	10:00.33 *1	104	11:09.07	168	12:23.21 *1	187	14:28.77
162	1:50.55	162	3:30.06																
37	1:52.99	37	3:35.63																
81	2:04.67																		
240	2:08.51																		