



VINTAGE SEAMAN, WILLIAMS & DONINGTON MUG TROPHIES RACE

RESULT - RACE 6

PI	No	CI	Name	Car	Year	Laps	Time	Behind	MPH	Best Lap on	MPH
1	34	w	Julian MAJZUB	Bugatti Type 35B	1927	6	16:04.03		66.52	2:35.42	6 68.77
2	8	v	Patrick BLAKENEY-EDWARDS	Frazer Nash Super Sports	1930	6	16:05.55	1.52	66.42	2:35.76	6 68.62
3	112	s	Dougal CAWLEY	GN/Ford Piglet	1929	6	16:38.04	34.01	64.25	2:42.44	6 65.80
4	199	s	David SEBER	Wolseley Hornet Special	1935	6	17:17.92	1:13.89	61.79	2:46.31	4 64.27
5	71	s	Tim KNELLER	Riley TT Sprite	1933	6	17:19.77	1:15.74	61.68	2:48.95	6 63.26
6	62	v	Christopher MANN	Alfa Romeo Monza	1932	6	17:31.96	1:27.93	60.96	2:43.33	6 65.44
7	16	s	Andrew MITCHELL	HRG 1 1/2 Litre	1937	6	17:41.07	1:37.04	60.44	2:51.64	5 62.27
8	113	s	Jeremy BREWSTER	Frazer Nash Geoghegan S	1928	6	17:42.40	1:38.37	60.36	2:47.64	4 63.76
9	9	v	Ollie LESTON	Lovell Elkhart Sprint Race	1929	6	17:50.80	1:46.77	59.89	2:50.51	5 62.68
10	97	l	Oliver SHARP	MG N	1934	6	17:58.50	1:54.47	59.46	2:52.59	6 61.93
11	18	w	Bruce STOPS	Bugatti T35/44	1928	6	18:00.44	1:56.41	59.35	2:55.13	6 61.03
12	73	s	Alexander HEWITSON	Riley 12/4 Special	1937	6	18:00.73	1:56.70	59.34	2:54.49	6 61.25
13	72	s	Richard ILIFFE	Riley Kestrel 12/4 Spl	1934	6	18:02.61	1:58.58	59.23	2:52.99	5 61.78
14	102	v	Hughie WALKER	Frazer Nash Martyr Spl	1929	6	18:08.09	2:04.06	58.94	2:51.66	6 62.26
15	21	w	Mike PRESTON	Bugatti T35B	1926	6	18:15.23	2:11.20	58.55	2:55.62	6 60.86
16	30	s	James WHITMORE	Riley 12/4 Special	1936	6	19:32.99	3:28.96	54.67	3:03.65	5 58.20
17	40	v	David HUBBLE	Austin 7 Ulster Replica	1930	5	16:35.00	1 Lap	53.71	3:09.07	5 56.53
18	46	w	Philip BEWLEY	Bugatti T35	1926	5	16:59.29	1 Lap	52.43	3:15.15	5 54.77
19	184	s	William ELBOURN	Bentley Le Mans	1927	5	17:08.91	1 Lap	51.94	3:19.01	5 53.71
20	39	s	Rupert MANN	Riley Special	1935	5	17:10.79	1 Lap	51.84	3:21.44	4 53.06 *
21	92	s	Barry FOSTER	MG Monthery	1931	5	17:14.38	1 Lap	51.66	3:19.91	5 53.46
22	38	s	Nicholas MORLEY	Lagonda LG45 Open 2 Sea	1937	5	17:17.85	1 Lap	51.49	3:19.22	4 53.65
Not-Classified											
	17	v	Sue DARBYSHIRE	Morgan Super Aero	1929	5	14:51.15	DNF	59.97	2:50.91	5 62.54
	101	v	Tom WATERFIELD	Frazer Nash Super Sports	1929	4	11:15.25	DNF	63.31	2:42.73	4 65.68

Fastest Lap

97	l	Oliver SHARP	MG N	1934					2:52.59	6	61.93
112	s	Dougal CAWLEY	GN/Ford Piglet	1929					2:42.44	6	65.80
8	v	Patrick BLAKENEY-EDWARDS	Frazer Nash Super Sports	1930					2:35.76	6	68.62
34	w	Julian MAJZUB	Bugatti Type 35B	1927					2:35.42	6	68.77

*** = handicap winner

Start Time : 15:46

Snetterton 300

23 Sep 18 16:08


Clerk of Course:

Time Issued:


Chief Timekeeper:

THESE RESULTS ARE PROVISIONAL UNTIL THE CONCLUSION OF ANY JUDICIAL AND TECHNICAL MATTERS

Timing by HS Sports Ltd - Results and Lap Times at www.theresultslive.co.uk/vintage-sports-car-club




RACE GRID



VINTAGE SEAMAN, WILLIAMS & DONINGTON MUG TROPHIES RACE

RACE 6

ROW 14		17 Sue DARBYSHIRE	
ROW 13	46 03:52.480 Philip BEWLEY		38 03:55.110 Nicholas MORLEY
ROW 12		40 03:45.640 David HUBBLE	184 03:51.150 William ELBOURN
ROW 11	39 03:38.590 Rupert MANN		92 03:40.710 Barry FOSTER
ROW 10		102 03:33.810 Hughie WALKER	5 03:37.690 Chris HUDSON
ROW 9	72 03:31.520 Richard ILIFFE		30 03:33.360 James WHITMORE
ROW 8		29 03:28.290 Torcuato IRIARTE	9 03:31.420 Ollie LESTON
ROW 7	73 03:24.310 Alexander HEWITSON		32 03:25.770 Mark BRETT
ROW 6		16 03:19.570 Andrew MITCHELL	97 03:20.780 Oliver SHARP
ROW 5	21 03:17.680 Mike PRESTON		113 03:18.790 Jeremy BREWSTER
ROW 4		199 03:14.090 David SEBER	18 03:16.140 Bruce STOPS
ROW 3	62 03:12.240 Christopher MANN		101 03:13.450 Tom WATERFIELD
ROW 2		71 03:08.780 Tim KNELLER	112 03:09.720 Dougal CAWLEY
ROW 1	8 03:00.440 Patrick BLAKENEY-EDW		34 03:03.150 Julian MAJZUB
POLE			



VINTAGE SEAMAN, WILLIAMS & DONINGTON MUG TROPHIES RACE

LAP TIMES - RACE 6

8	Patrick BLAKENEY-EDWARDS										
	Lap	1	2	3	4	5	6	7	8	9	10
	1	2:49.44	2:43.73	2:41.00	2:37.62	2:38.00	2:35.76				
9	Ollie LESTON										
	Lap	1	2	3	4	5	6	7	8	9	10
	1	3:19.22	3:01.42	2:56.37	2:52.64	2:50.51	2:50.64				
16	Andrew MITCHELL										
	Lap	1	2	3	4	5	6	7	8	9	10
	1	3:06.29	2:56.32	2:56.82	2:55.08	2:51.64	2:54.92				
17	Sue DARBYSHIRE										
	Lap	1	2	3	4	5	6	7	8	9	10
	1	3:15.93	2:57.10	2:55.60	2:51.61	2:50.91					
18	Bruce STOPS										
	Lap	1	2	3	4	5	6	7	8	9	10
	1	3:08.38	3:02.06	2:59.54	2:59.32	2:56.01	2:55.13				
21	Mike PRESTON										
	Lap	1	2	3	4	5	6	7	8	9	10
	1	3:17.32	3:02.21	3:05.18	2:57.79	2:57.11	2:55.62				
30	James WHITMORE										
	Lap	1	2	3	4	5	6	7	8	9	10
	1	3:28.90	3:13.94	3:09.94	3:06.58	3:03.65	3:29.98				
34	Julian MAJZUB										
	Lap	1	2	3	4	5	6	7	8	9	10
	1	2:48.43	2:43.26	2:41.39	2:37.45	2:38.08	2:35.42				
38	Nicholas MORLEY										
	Lap	1	2	3	4	5	6	7	8	9	10
	1	3:46.39	3:26.54	3:23.32	3:19.22	3:22.38					
39	Rupert MANN										
	Lap	1	2	3	4	5	6	7	8	9	10
	1	3:38.90	3:24.43	3:22.22	3:21.44	3:23.80					
40	David HUBBLE										
	Lap	1	2	3	4	5	6	7	8	9	10
	1	3:32.86	3:21.29	3:18.18	3:13.60	3:09.07					
46	Philip BEWLEY										
	Lap	1	2	3	4	5	6	7	8	9	10
	1	3:46.08	3:25.85	3:16.67	3:15.54	3:15.15					
62	Christopher MANN										
	Lap	1	2	3	4	5	6	7	8	9	10
	1	3:27.11	2:54.73	2:53.31	2:47.19	2:46.29	2:43.33				

71	Tim KNELLER										
	Lap	1	2	3	4	5	6	7	8	9	10
	1	3:03.54	2:54.62	2:51.74	2:50.15	2:50.77	2:48.95				
72	Richard ILIFFE										
	Lap	1	2	3	4	5	6	7	8	9	10
	1	3:18.58	3:02.24	2:57.58	2:55.77	2:52.99	2:55.45				
73	Alexander HEWITSON										
	Lap	1	2	3	4	5	6	7	8	9	10
	1	3:13.49	3:02.74	2:56.58	2:56.95	2:56.48	2:54.49				
92	Barry FOSTER										
	Lap	1	2	3	4	5	6	7	8	9	10
	1	3:41.61	3:24.75	3:22.48	3:25.63	3:19.91					
97	Oliver SHARP										
	Lap	1	2	3	4	5	6	7	8	9	10
	1	3:21.16	3:01.58	2:57.24	2:52.65	2:53.28	2:52.59				
101	Tom WATERFIELD										
	Lap	1	2	3	4	5	6	7	8	9	10
	1	2:58.00	2:48.99	2:45.53	2:42.73						
102	Hughie WALKER										
	Lap	1	2	3	4	5	6	7	8	9	10
	1	3:19.78	3:05.34	3:02.09	2:55.93	2:53.29	2:51.66				
112	Dougal CAWLEY										
	Lap	1	2	3	4	5	6	7	8	9	10
	1	2:56.23	2:46.82	2:45.67	2:44.12	2:42.76	2:42.44				
113	Jeremy BREWSTER										
	Lap	1	2	3	4	5	6	7	8	9	10
	1	3:01.82	3:19.19	2:52.36	2:47.64	2:48.85	2:52.54				
184	William ELBOURN										
	Lap	1	2	3	4	5	6	7	8	9	10
	1	3:43.47	3:24.64	3:21.48	3:20.31	3:19.01					
199	David SEBER										
	Lap	1	2	3	4	5	6	7	8	9	10
	1	3:08.73	2:54.65	2:50.88	2:46.31	2:47.81	2:49.54				

Lap Chart

VINTAGE SEAMAN, WILLIAMS & DONINGTON MUG TROPHIES RACE - RACE 6

Lap 1		Lap 2		Lap 3		Lap 4		Lap 5		Lap 6		Lap 7		Lap 8		Lap 9		Lap 10	
No	Time	No	Time	No	Time	No	Time	No	Time	No	Time	No	Time	No	Time	No	Time	No	Time
34	2:48.43	34	5:31.69	34	8:13.08	34	10:50.53	34	13:28.61	34	16:04.03								
8	2:49.44	8	5:33.17	8	8:14.17	8	10:51.79	8	13:29.79	8	16:05.55								
112	2:56.23	112	5:43.05	112	8:28.72	112	11:12.84	46	13:44.14 *1	40	16:35.00 *1								
101	2:58.00	101	5:46.99	101	8:32.52	101	11:15.25	39	13:46.99 *1	112	16:38.04								
113	3:01.82	71	5:58.16	71	8:49.90	71	11:40.05	184	13:49.90 *1	46	16:59.29 *1								
71	3:03.54	16	6:02.61	199	8:54.26	199	11:40.57	92	13:54.47 *1	184	17:08.91 *1								
16	3:06.29	199	6:03.38	16	8:59.43	16	11:54.51	38	13:55.47 *1	39	17:10.79 *1								
18	3:08.38	18	6:10.44	17	9:08.63	17	12:00.24	112	13:55.60	92	17:14.38 *1								
199	3:08.73	17	6:13.03	18	9:09.98	113	12:01.01	199	14:28.38	38	17:17.85 *1								
73	3:13.49	73	6:16.23	73	9:12.81	62	12:02.34	71	14:30.82	199	17:17.92								
17	3:15.93	21	6:19.53	113	9:13.37	18	12:09.30	16	14:46.15	71	17:19.77								
21	3:17.32	9	6:20.64	62	9:15.15	9	12:09.65	62	14:48.63	62	17:31.96								
72	3:18.58	72	6:20.82	9	9:17.01	73	12:09.76	113	14:49.86	16	17:41.07								
9	3:19.22	113	6:21.01	72	9:18.40	97	12:12.63	17	14:51.15	113	17:42.40								
102	3:19.78	62	6:21.84	97	9:19.98	72	12:14.17	9	15:00.16	9	17:50.80								
97	3:21.16	97	6:22.74	21	9:24.71	21	12:22.50	18	15:05.31	97	17:58.50								
62	3:27.11	102	6:25.12	102	9:27.21	102	12:23.14	97	15:05.91	18	18:00.44								
30	3:28.90	30	6:42.84	30	9:52.78	30	12:59.36	73	15:06.24	73	18:00.73								
40	3:32.86	40	6:54.15	40	10:12.33	40	13:25.93	72	15:07.16	72	18:02.61								
39	3:38.90	39	7:03.33	39	10:25.55			102	15:16.43	102	18:08.09								
92	3:41.61	92	7:06.36	46	10:28.60			21	15:19.61	21	18:15.23								
184	3:43.47	184	7:08.11	92	10:28.84			30	16:03.01	30	19:32.99								
46	3:46.08	46	7:11.93	184	10:29.59														
38	3:46.39	38	7:12.93	38	10:36.25														