



## MORGAN THREE WHEELERS

### RESULT - RACE 3

PI	No	CI	Name	Car	Laps	Time	Behind	MPH	Best Lap on	MPH
1	76		PIKE/ RARKO	Morgan 5 Speeder	8	13:30.61		70.31	1:39.18	7 71.83
2	30		REYNOLDS/ ASH	Morgan Supersports	8	13:30.99	0.38	70.28	1:39.09	6 71.90
3	40		SMITH/ PERRY	Morgan 5 Speeder	8	13:31.04	0.43	70.27	1:38.33	5 72.45
4	16		HODGSON/ PEARSON	Morgan F2	8	14:04.30	33.69	67.51	1:44.07	5 68.46
5	88		PEARSON/ PEARSON	Morgan Supersports	7	13:55.85	1 Lap	59.66	1:55.98	2 61.43
6	441		PICKUP/ PICKUP	2 Speed 8/80	7	14:19.26	1 Lap	58.04	1:54.75	7 62.09
7	11		EDWARDS/ TBC	Super Aero	7	15:39.17	1 Lap	53.10	2:10.65	4 54.53
8	18		QUINN/ CLEGG	F2	6	14:24.67	2 Laps	49.44	2:18.48	6 51.45

#### Not-Classified

81			BRIDGE/ WASHINGTON		5	9:48.12	DNF	60.57	1:56.04	2 61.40
20			DARBYSHIRE/ THOMAS	Morgan Super Aero	1929	2 3:38.13	DNF	65.32	1:52.92	2 63.09
1			STEWART/ CARDOSO- STEWART	Morgan Super Aero	1930	0	Starter			
21			COWLEY/ BRIDGE	Super Aero	1934	0	Starter			

#### Fastest Lap

40			SMITH/ PERRY	Morgan 5 Speeder				1:38.33	5	72.45
----	--	--	--------------	------------------	--	--	--	---------	---	-------

Start Time : 13:58

Donington Park

24 Jun 18 14:15


Clerk of Course:

Time Issued:


Chief Timekeeper:

THESE RESULTS ARE PROVISIONAL UNTIL THE CONCLUSION OF ANY JUDICIAL AND TECHNICAL MATTERS

Timing by HS Sports Ltd - Results and Lap Times at [www.theresultslive.co.uk/vintage-sports-car-club](http://www.theresultslive.co.uk/vintage-sports-car-club)



# RACE GRID




## MORGAN THREE WHEELERS

### RACE 3

ROW 6	<b>441</b> - PICKUP/ PICKUP	<b>40</b> 01:38.890 SMITH/ PERRY
ROW 5	<b>30</b> 01:39.010 REYNOLDS/ ASH	<b>76</b> 01:41.010 PIKE/ RARKO
ROW 4	<b>16</b> 01:43.760 HODGSON/ PEARSON	<b>21</b> 02:13.980 COWLEY/ BRIDGE
ROW 3	<b>88</b> 01:56.480 PEARSON/ PEARSON	<b>81</b> 02:02.410 BRIDGE/ WASHINGTON
ROW 2	<b>20</b> 02:06.960 DARBYSHIRE/ THOMAS	<b>11</b> 02:11.910 EDWARDS/ TBC
ROW 1	<b>1</b> 02:33.360 STEWART/ CARDOSO-S	<b>18</b> 02:31.420 QUINN/ CLEGG

**POLE**



# MORGAN THREE WHEELERS

## LAP TIMES - RACE 3

---

<b>11</b>	<b>EDWARDS/ TBC</b>										
	<b>Lap</b>	<b>1</b>	<b>2</b>	<b>3</b>	<b>4</b>	<b>5</b>	<b>6</b>	<b>7</b>	<b>8</b>	<b>9</b>	<b>10</b>
	1	2:21.37	2:13.27	2:14.21	2:10.65	2:13.95	2:10.79	2:14.93			

---

<b>16</b>	<b>HODGSON/ PEARSON</b>										
	<b>Lap</b>	<b>1</b>	<b>2</b>	<b>3</b>	<b>4</b>	<b>5</b>	<b>6</b>	<b>7</b>	<b>8</b>	<b>9</b>	<b>10</b>
	1	1:51.29	1:45.35	1:44.35	1:45.02	1:44.07	1:45.41	1:44.45	1:44.36		

---

<b>18</b>	<b>QUINN/ CLEGG</b>										
	<b>Lap</b>	<b>1</b>	<b>2</b>	<b>3</b>	<b>4</b>	<b>5</b>	<b>6</b>	<b>7</b>	<b>8</b>	<b>9</b>	<b>10</b>
	1	2:28.88	2:27.01	2:24.07	2:22.87	2:23.36	2:18.48				

---

<b>20</b>	<b>DARBYSHIRE/ THOMAS</b>										
	<b>Lap</b>	<b>1</b>	<b>2</b>	<b>3</b>	<b>4</b>	<b>5</b>	<b>6</b>	<b>7</b>	<b>8</b>	<b>9</b>	<b>10</b>
	1	1:45.21	1:52.92								

---

<b>30</b>	<b>REYNOLDS/ ASH</b>										
	<b>Lap</b>	<b>1</b>	<b>2</b>	<b>3</b>	<b>4</b>	<b>5</b>	<b>6</b>	<b>7</b>	<b>8</b>	<b>9</b>	<b>10</b>
	1	1:45.72	1:41.30	1:40.22	1:40.48	1:41.86	1:39.09	1:41.40	1:40.92		

---

<b>40</b>	<b>SMITH/ PERRY</b>										
	<b>Lap</b>	<b>1</b>	<b>2</b>	<b>3</b>	<b>4</b>	<b>5</b>	<b>6</b>	<b>7</b>	<b>8</b>	<b>9</b>	<b>10</b>
	1	1:52.72	1:42.66	1:39.39	1:40.55	1:38.33	1:38.33	1:39.13	1:39.93		

---

<b>76</b>	<b>PIKE/ RARKO</b>										
	<b>Lap</b>	<b>1</b>	<b>2</b>	<b>3</b>	<b>4</b>	<b>5</b>	<b>6</b>	<b>7</b>	<b>8</b>	<b>9</b>	<b>10</b>
	1	1:47.75	1:42.14	1:39.98	1:40.58	1:39.90	1:40.54	1:39.18	1:40.54		

---

<b>81</b>	<b>BRIDGE/ WASHINGTON</b>										
	<b>Lap</b>	<b>1</b>	<b>2</b>	<b>3</b>	<b>4</b>	<b>5</b>	<b>6</b>	<b>7</b>	<b>8</b>	<b>9</b>	<b>10</b>
	1	1:59.10	1:56.04	1:57.02	1:58.51	1:57.45					

---

<b>88</b>	<b>PEARSON/ PEARSON</b>										
	<b>Lap</b>	<b>1</b>	<b>2</b>	<b>3</b>	<b>4</b>	<b>5</b>	<b>6</b>	<b>7</b>	<b>8</b>	<b>9</b>	<b>10</b>
	1	1:59.88	1:55.98	1:56.36	1:58.63	1:56.57	2:03.48	2:04.95			

---

<b>441</b>	<b>PICKUP/ PICKUP</b>										
	<b>Lap</b>	<b>1</b>	<b>2</b>	<b>3</b>	<b>4</b>	<b>5</b>	<b>6</b>	<b>7</b>	<b>8</b>	<b>9</b>	<b>10</b>
	1	2:28.29	2:02.39	1:57.36	2:01.58	1:59.01	1:55.88	1:54.75			

---

# Lap Chart

## MORGAN THREE WHEELERS - RACE 3

Lap 1		Lap 2		Lap 3		Lap 4		Lap 5		Lap 6		Lap 7		Lap 8		Lap 9		Lap 10	
No	Time	No	Time	No	Time	No	Time	No	Time	No	Time	No	Time	No	Time	No	Time	No	Time
20	1:45.21	30	3:27.02	30	5:07.24	30	6:47.72	30	8:29.58	30	10:08.67	30	11:50.07	76	13:30.61				
30	1:45.72	76	3:29.89	76	5:09.87	11	6:48.85 *1	441	8:29.62 *1	76	10:10.89	76	11:50.07	30	13:30.99				
76	1:47.75	40	3:35.38	40	5:14.77	76	6:50.45	76	8:30.35	40	10:11.98	88	11:50.90 *1	40	13:31.04				
16	1:51.29	16	3:36.64	16	5:20.99	40	6:55.32	40	8:33.65	441	10:28.63 *1	40	11:51.11	88	13:55.85 *1				
40	1:52.72	20	3:38.13	81	5:52.16	16	7:06.01	16	8:50.08	16	10:35.49	18	12:06.19 *2	16	14:04.30				
81	1:59.10	81	3:55.14	88	5:52.22	18	7:19.96 *1	11	8:59.50 *1	11	11:13.45 *1	16	12:19.94	441	14:19.26 *1				
88	1:59.88	88	3:55.86	441	6:28.04	81	7:50.67	18	9:42.83 *1			441	12:24.51 *1	18	14:24.67 *2				
11	2:21.37	441	4:30.68			88	7:50.85	88	9:47.42			11	13:24.24 *1	11	15:39.17 *1				
441	2:28.29	11	4:34.64					81	9:48.12										
18	2:28.88	18	4:55.89																