



**Porsche Club**  
Championship



**Petro-Canada Lubricants Porsche Club Championship with Pirelli**  
Qualifying 1

PI	No	Cl	Name	Car	Laps	Time on Lap	Behind	MPH	
1	77	1	Mark SUMPTER	Porsche 996 C2	15	1:11.76	3	0.74	92.81
2	1	1	Mark McALEER	Porsche 992 C2	14	1:11.99	5	0.97	92.51
3	23	1	Simon CLARK	Porsche Cayman S	15	1:12.39	4	1.37	92.00
4	9	1	Chris DYER	Porsche Cayman S	13	1:13.01	10	1.99	91.22
5	2	1	Peter MORRIS	Porsche 997	14	1:13.17	4	2.15	91.02
6	7	1	Michael PRICE	Porsche 997 S	16	1:13.17	11	2.15	91.02
7	4	1	Andrew TOON	Porsche 996 Carrera RS	15	1:13.74	4	2.72	90.32
8	36	2	Jonathan EVANS	Porsche Boxster S	10	1:14.42	4	3.40	89.49
9	70	2	Angus ARCHER/See note	Porsche Boxster S	10	1:16.22	7	5.20	87.38
10	5	1	Nathalie McGLOIN	Porsche Cayman S	13	1:16.37	9	5.35	87.21
11	52	2	Andrew MUGGERIDGE	Porsche Boxster S	15	1:16.46	9	5.44	87.10
12	45	2	Paul SEAGRAVE	Porsche Boxster	14	1:16.51	3	5.49	87.05
13	68	2	Steve FREEMAN	Porsche Boxster S	15	1:16.52	12	5.50	87.04
14	71	2	Edward GRIMSHAW	Porsche Boxster S	14	1:17.36	11	6.34	86.09
15	59	2	Del BRETT	Porsche Boxster	14	1:17.44	8	6.42	86.00
16	60	4	Stuart INGS	Porsche 944 S2	14	1:20.06	14	9.04	83.19

**Not-Seen**

11	1	Craig WILKINS	Porsche 996 C2
24	3	Carl HAZLETON	Porsche Boxster S

No 70 - Please improve transponder location

Weather / Track:

Start Time : 09:00

Silverstone International

11 Aug 18 09:23

Clerk of Course :	Time Issued :	Chief Timekeeper : Terry Stevens
-------------------	---------------	----------------------------------

THESE RESULTS REMAIN PROVISIONAL FOR A MINIMUM OF 30 MINUTES FROM THE TIME OF ISSUE AND UNTIL ALL JUDICIAL AND TECHNICAL MATTERS HAVE BEEN SETTLED.

# Petro-Canada Lubricants Porsche Club Championship with Pirelli

## LAP TIMES - Qualifying 1

<b>1</b>	<b>Mark McALEER</b>									
<b>Lap</b>	<b>1</b>	<b>2</b>	<b>3</b>	<b>4</b>	<b>5</b>	<b>6</b>	<b>7</b>	<b>8</b>	<b>9</b>	<b>10</b>
1	1:19.51	1:13.13	1:12.48	1:12.02	1:11.99	-	2:23.06	1:12.54	1:12.23	1:16.08
11	1:14.59	1:15.59	1:25.75	1:14.97						
<b>2</b>	<b>Peter MORRIS</b>									
<b>Lap</b>	<b>1</b>	<b>2</b>	<b>3</b>	<b>4</b>	<b>5</b>	<b>6</b>	<b>7</b>	<b>8</b>	<b>9</b>	<b>10</b>
1	1:15.45	1:15.32	1:13.54	1:13.17	1:13.92	1:13.46	1:13.45	1:14.98	2:15.39	1:13.38
11	1:13.46	1:15.66	1:16.22	1:19.31						
<b>4</b>	<b>Andrew TOON</b>									
<b>Lap</b>	<b>1</b>	<b>2</b>	<b>3</b>	<b>4</b>	<b>5</b>	<b>6</b>	<b>7</b>	<b>8</b>	<b>9</b>	<b>10</b>
1	1:17.18	1:16.14	1:16.02	1:13.74	1:14.54	1:14.54	1:17.61	2:12.24	1:14.26	1:14.46
11	1:15.43	1:14.85	1:16.57	1:14.21	1:15.26					
<b>5</b>	<b>Nathalie McGLOIN</b>									
<b>Lap</b>	<b>1</b>	<b>2</b>	<b>3</b>	<b>4</b>	<b>5</b>	<b>6</b>	<b>7</b>	<b>8</b>	<b>9</b>	<b>10</b>
1	1:19.16	1:17.36	1:16.91	1:16.78	1:17.54	-	3:26.09	1:17.71	1:16.37	1:16.61
11	1:16.87	1:17.83	1:18.00							
<b>7</b>	<b>Michael PRICE</b>									
<b>Lap</b>	<b>1</b>	<b>2</b>	<b>3</b>	<b>4</b>	<b>5</b>	<b>6</b>	<b>7</b>	<b>8</b>	<b>9</b>	<b>10</b>
1	1:16.65	1:13.31	1:13.43	1:13.62	1:13.60	1:13.61	1:13.68	1:15.87	1:14.64	1:14.25
11	1:13.17	1:13.84	1:22.60	1:15.82	-	1:24.31				
<b>9</b>	<b>Chris DYER</b>									
<b>Lap</b>	<b>1</b>	<b>2</b>	<b>3</b>	<b>4</b>	<b>5</b>	<b>6</b>	<b>7</b>	<b>8</b>	<b>9</b>	<b>10</b>
1	1:17.38	1:16.47	1:13.42	1:13.05	1:13.77	1:13.27	2:23.39	1:14.82	1:13.36	1:13.01
11	1:13.71	1:14.04	1:23.09							
<b>23</b>	<b>Simon CLARK</b>									
<b>Lap</b>	<b>1</b>	<b>2</b>	<b>3</b>	<b>4</b>	<b>5</b>	<b>6</b>	<b>7</b>	<b>8</b>	<b>9</b>	<b>10</b>
1	1:19.45	1:12.89	1:12.57	1:12.39	1:12.54	1:13.25	1:13.05	2:24.31	1:13.13	1:13.02
11	1:13.11	1:17.59	1:13.11	1:14.53	1:23.63					
<b>36</b>	<b>Jonathan EVANS</b>									
<b>Lap</b>	<b>1</b>	<b>2</b>	<b>3</b>	<b>4</b>	<b>5</b>	<b>6</b>	<b>7</b>	<b>8</b>	<b>9</b>	<b>10</b>
1	1:16.85	1:15.03	1:14.70	1:14.42	1:18.18	6:25.00	1:14.96	1:15.01	1:15.10	-
<b>45</b>	<b>Paul SEAGRAVE</b>									
<b>Lap</b>	<b>1</b>	<b>2</b>	<b>3</b>	<b>4</b>	<b>5</b>	<b>6</b>	<b>7</b>	<b>8</b>	<b>9</b>	<b>10</b>
1	1:20.58	1:17.82	1:16.51	1:17.16	1:20.39	1:17.04	2:21.20	1:16.91	1:17.86	1:17.52
11	1:19.28	1:18.13	1:18.06	1:18.24						
<b>52</b>	<b>Andrew MUGGERIDGE</b>									
<b>Lap</b>	<b>1</b>	<b>2</b>	<b>3</b>	<b>4</b>	<b>5</b>	<b>6</b>	<b>7</b>	<b>8</b>	<b>9</b>	<b>10</b>
1	1:22.06	1:19.80	1:16.93	1:17.06	1:16.87	1:16.77	1:16.83	1:17.48	1:16.46	1:16.59
11	1:17.13	1:16.58	1:17.32	1:17.09	1:17.16					

---

<b>59</b>	<b>Del BRETT</b>										
<b>Lap</b>	<b>1</b>	<b>2</b>	<b>3</b>	<b>4</b>	<b>5</b>	<b>6</b>	<b>7</b>	<b>8</b>	<b>9</b>	<b>10</b>	
1	1:20.81	1:18.69	1:18.18	1:18.66	1:19.24	1:22.32	2:09.51	1:17.44	1:19.66	1:17.83	
11	1:18.99	1:18.52	1:17.78	1:17.99							

---

<b>60</b>	<b>Stuart INGS</b>										
<b>Lap</b>	<b>1</b>	<b>2</b>	<b>3</b>	<b>4</b>	<b>5</b>	<b>6</b>	<b>7</b>	<b>8</b>	<b>9</b>	<b>10</b>	
1	1:29.19	1:21.03	1:21.02	1:21.02	1:23.78	1:20.67	1:21.47	1:20.77	1:21.32	1:23.51	
11	1:29.35	1:26.63	1:28.19	1:20.06							

---

<b>68</b>	<b>Steve FREEMAN</b>										
<b>Lap</b>	<b>1</b>	<b>2</b>	<b>3</b>	<b>4</b>	<b>5</b>	<b>6</b>	<b>7</b>	<b>8</b>	<b>9</b>	<b>10</b>	
1	1:22.04	1:16.95	1:16.82	1:17.07	1:16.63	1:16.59	1:16.63	1:17.74	1:17.59	1:17.54	
11	1:17.06	1:16.52	1:17.72	1:17.85	1:18.68						

---

<b>70</b>	<b>Angus ARCHER</b>										
<b>Lap</b>	<b>1</b>	<b>2</b>	<b>3</b>	<b>4</b>	<b>5</b>	<b>6</b>	<b>7</b>	<b>8</b>	<b>9</b>	<b>10</b>	
1	1:20.30	1:25.94	6:40.06	1:29.08	1:17.86	1:16.71	1:16.22	1:16.97	1:17.05	1:17.29	


---

<b>71</b>	<b>Edward GRIMSHAW</b>										
<b>Lap</b>	<b>1</b>	<b>2</b>	<b>3</b>	<b>4</b>	<b>5</b>	<b>6</b>	<b>7</b>	<b>8</b>	<b>9</b>	<b>10</b>	
1	1:25.47	1:21.66	1:19.95	1:20.11	1:19.14	1:18.24	1:22.25	2:05.43	1:18.19	1:17.78	
11	1:17.36	1:17.76	1:18.09	1:19.39							


---

<b>77</b>	<b>Mark SUMPTER</b>										
<b>Lap</b>	<b>1</b>	<b>2</b>	<b>3</b>	<b>4</b>	<b>5</b>	<b>6</b>	<b>7</b>	<b>8</b>	<b>9</b>	<b>10</b>	
1	1:19.40	1:12.66	1:11.76	1:11.92	1:11.97	1:12.29	1:12.50	1:17.43	1:18.25	1:13.63	
11	2:33.05	1:12.15	1:12.32	1:12.17	1:12.94						

---



# RACE GRID



## Petro-Canada Lubricants Porsche Club Championship with Pirelli

### Race 1

ROW 8	16	<b>60</b>	01:20.060 Stuart INGS	15	<b>59</b>	01:17.440 Del BRETT	
ROW 7		14	<b>71</b>	01:17.360 Edward GRIMSHAW	13	<b>68</b>	01:16.520 Steve FREEMAN
ROW 6		12	<b>45</b>	01:16.510 Paul SEAGRAVE	11	<b>52</b>	01:16.460 Andrew MUGGERIDGE
ROW 5		10	<b>5</b>	01:16.370 Nathalie McGLOIN	9	<b>70</b>	01:16.220 Angus ARCHER
ROW 4		8	<b>36</b>	01:14.420 Jonathan EVANS	7	<b>4</b>	01:13.740 Andrew TOON
ROW 3		6	<b>7</b>	01:13.170 Michael PRICE	5	<b>2</b>	01:13.170 Peter MORRIS
ROW 2		4	<b>9</b>	01:13.010 Chris DYER	3	<b>23</b>	01:12.390 Simon CLARK
ROW 1		2	<b>1</b>	01:11.990 Mark McALEER	1	<b>77</b>	01:11.760 Mark SUMPTER

**POLE**





**Porsche Club**  
Championship



**Petro-Canada Lubricants Porsche Club Championship with Pirelli**

**Qualifying 1  
Second Best Times**

Pl	No	Cl	Name	Car	Laps	2nd Best on Lap
1	77	1	Mark SUMPTER	Porsche 996 C2	15	1:11.92 4
2	1	1	Mark McALEER	Porsche 992 C2	14	1:12.02 4
3	23	1	Simon CLARK	Porsche Cayman S	15	1:12.54 5
4	9	1	Chris DYER	Porsche Cayman S	13	1:13.05 4
5	7	1	Michael PRICE	Porsche 997 S	16	1:13.31 2
6	2	1	Peter MORRIS	Porsche 997	14	1:13.38 10
7	4	1	Andrew TOON	Porsche 996 Carrera RS	15	1:14.21 14
8	36	2	Jonathan EVANS	Porsche Boxster S	10	1:14.70 3
9	52	2	Andrew MUGGERIDGE	Porsche Boxster S	15	1:16.58 12
10	68	2	Steve FREEMAN	Porsche Boxster S	15	1:16.59 6
11	5	1	Nathalie McGLOIN	Porsche Cayman S	13	1:16.61 10
12	70	2	Angus ARCHER/See note	Porsche Boxster S	10	1:16.71 6
13	45	2	Paul SEAGRAVE	Porsche Boxster	14	1:16.91 8
14	71	2	Edward GRIMSHAW	Porsche Boxster S	14	1:17.76 12
15	59	2	Del BRETT	Porsche Boxster	14	1:17.78 13
16	60	4	Stuart INGS	Porsche 944 S2	14	1:20.67 6

**Not-Seen**

11	1	Craig WILKINS	Porsche 996 C2
24	3	Carl HAZLETON	Porsche Boxster S

No 70 - Please improve transponder location

Weather / Track:

Start Time : 09:00

Silverstone International


11 Aug 18 09:26

Clerk of Course :	Time Issued :	Chief Timekeeper : Terry Stevens
-------------------	---------------	----------------------------------


THESE RESULTS REMAIN PROVISIONAL FOR A MINIMUM OF 30 MINUTES FROM THE TIME OF ISSUE AND UNTIL ALL JUDICIAL AND TECHNICAL MATTERS HAVE BEEN SETTLED.

Results produced on HS Sports Timing and Results Systems. Results online at [www.750MC.co.uk](http://www.750MC.co.uk)





# RACE GRID



## Petro-Canada Lubricants Porsche Club Championship with Pirelli

### Race 6

ROW 10	20		19	
ROW 9	18	<b>24</b> Carl HAZLETON	17	<b>11</b> Craig WILKINS
ROW 8	16	<b>60</b> 01:20.670 Stuart INGS	15	<b>59</b> 01:17.780 Del BRETT
ROW 7	14	<b>71</b> 01:17.760 Edward GRIMSHAW	13	<b>45</b> 01:16.910 Paul SEAGRAVE
ROW 6	12	<b>70</b> 01:16.710 Angus ARCHER	11	<b>5</b> 01:16.610 Nathalie McGLOIN
ROW 5	10	<b>68</b> 01:16.590 Steve FREEMAN	9	<b>52</b> 01:16.580 Andrew MUGGERIDGE
ROW 4	8	<b>36</b> 01:14.700 Jonathan EVANS	7	<b>4</b> 01:14.210 Andrew TOON
ROW 3	6	<b>2</b> 01:13.380 Peter MORRIS	5	<b>7</b> 01:13.310 Michael PRICE
ROW 2	4	<b>9</b> 01:13.050 Chris DYER	3	<b>23</b> 01:12.540 Simon CLARK
ROW 1	2	<b>1</b> 01:12.020 Mark McALEER	1	<b>77</b> 01:11.920 Mark SUMPTER

**POLE**

