



### Qualifying 8

PI	No	Cl	Name	Car	Laps	Time on Lap	Behind	MPH	
1	117	M3	Adam SHEPHERD	BMW E46 M3	6	1:37.19	3	75.93	
2	4	M3	Simon WALKER-HANSELL	BMW E46 M3	7	1:37.19	7	75.93	
3	99	M3	Carl SHIELD	BMW E46 M3	7	1:37.37	5	0.18	75.79
4	26	M3	Paul COOK	BMW E46 M3	7	1:38.15	3	0.96	75.19
5	10	M3	David WHITMORE	BMW E46 M3	6	1:39.20	3	2.01	74.40
6	47	M3	Wayne LEWIS	BMW E46 M3	6	1:39.29	3	2.10	74.33
7	48	M3	Tom COLLER	BMW E46 M3	7	1:39.93	5	2.74	73.85
8	11	M3	Nick WILLIAMSON	BMW E46 M3	5	1:40.83	4	3.64	73.19
9	80	M3	Russell CLARKE/SEE NOTE	BMW E46 M3	6	1:41.25	5	4.06	72.89
10	61	Inv	Rob MEREDITH	BMW E46 M3	6	1:41.75	6	4.56	72.53
11	9	M3	Amur ZARIF/SEE NOTE	BMW E46 M3	4	1:42.10	3	4.91	72.28
12	27	330	Lewis CARTER	BMW 330	6	1:43.13	5	5.94	71.56
13	25	330	Darren BALL	BMW 330	6	1:43.78	5	6.59	71.11
14	83	330	Matt MAXTED	BMW 330	6	1:44.43	4	7.24	70.67
15	22	330	Neil TROTTER	BMW 330	6	1:44.45	6	7.26	70.66
16	67	330	David DRINKWATER	BMW 330	6	1:45.07	5	7.88	70.24
17	8	330	Bill REDDROP	BMW 330	5	1:46.32	5	9.13	69.41
18	82	330	Andrew LIGHTSTEAD	BMW 330	6	1:48.71	3	11.52	67.89
19	16	M3	Jamie INGRAM	BMW E46 M3	1	1:56.92	1	19.73	63.12

#### Not-Seen

19	SC	Martin REYNOLDS	Mini Cooper S
3	M3	Alex KNIGHT	BMW E46 M3
33	M3	Luke SEDZIKOWSKI	BMW E46 M3

No 4 - best lap disallowed - track limits. No 9 & 80 - NO TRANSPONDER. YOU WILL NOT BE TIMED IN RACING IF NOT FIXED.

Weather / Track:

Start Time : 09:40

Rockingham ISSL

10 Sep 17 10:12

Clerk of Course :	Time Issued :	Chief Timekeeper : Terry Stevens
-------------------	---------------	----------------------------------


THESE RESULTS REMAIN PROVISIONAL FOR A MINIMUM OF 30 MINUTES FROM THE TIME OF ISSUE AND UNTIL ALL JUDICIAL AND TECHNICAL MATTERS HAVE BEEN SETTLED.

# Tegiwa M3 Cup + MTEC Brakes 330 Challenge + Super Cooper Cup


## LAP TIMES - Qualifying 8

<b>4</b>	<b>Simon WALKER-HANSELL</b>									
<b>Lap</b>	<b>1</b>	<b>2</b>	<b>3</b>	<b>4</b>	<b>5</b>	<b>6</b>	<b>7</b>	<b>8</b>	<b>9</b>	<b>10</b>
1	1:53.34	11:33.16	1:37.28	1:37.22	1:43.57	1:38.37	1:37.19			
<b>8</b>	<b>Bill REDDROP</b>									
<b>Lap</b>	<b>1</b>	<b>2</b>	<b>3</b>	<b>4</b>	<b>5</b>	<b>6</b>	<b>7</b>	<b>8</b>	<b>9</b>	<b>10</b>
1	2:17.78	11:55.46	1:48.31	1:53.67	1:46.32					
<b>9</b>	<b>Amur ZARIF</b>									
<b>Lap</b>	<b>1</b>	<b>2</b>	<b>3</b>	<b>4</b>	<b>5</b>	<b>6</b>	<b>7</b>	<b>8</b>	<b>9</b>	<b>10</b>
1	15:52.25	1:42.55	1:42.10	1:42.16						
<b>10</b>	<b>David WHITMORE</b>									
<b>Lap</b>	<b>1</b>	<b>2</b>	<b>3</b>	<b>4</b>	<b>5</b>	<b>6</b>	<b>7</b>	<b>8</b>	<b>9</b>	<b>10</b>
1	1:49.28	11:38.91	1:39.20	1:39.49	1:45.59	3:11.47				
<b>11</b>	<b>Nick WILLIAMSON</b>									
<b>Lap</b>	<b>1</b>	<b>2</b>	<b>3</b>	<b>4</b>	<b>5</b>	<b>6</b>	<b>7</b>	<b>8</b>	<b>9</b>	<b>10</b>
1	1:54.25	14:29.30	1:41.59	1:40.83	1:40.83					
<b>16</b>	<b>Jamie INGRAM</b>									
<b>Lap</b>	<b>1</b>	<b>2</b>	<b>3</b>	<b>4</b>	<b>5</b>	<b>6</b>	<b>7</b>	<b>8</b>	<b>9</b>	<b>10</b>
1	1:56.92									
<b>22</b>	<b>Neil TROTTER</b>									
<b>Lap</b>	<b>1</b>	<b>2</b>	<b>3</b>	<b>4</b>	<b>5</b>	<b>6</b>	<b>7</b>	<b>8</b>	<b>9</b>	<b>10</b>
1	2:15.84	12:01.79	1:47.50	1:49.29	1:45.13	1:44.45				
<b>25</b>	<b>Darren BALL</b>									
<b>Lap</b>	<b>1</b>	<b>2</b>	<b>3</b>	<b>4</b>	<b>5</b>	<b>6</b>	<b>7</b>	<b>8</b>	<b>9</b>	<b>10</b>
1	2:20.12	11:46.79	1:45.65	1:43.96	1:43.78	1:44.25				
<b>26</b>	<b>Paul COOK</b>									
<b>Lap</b>	<b>1</b>	<b>2</b>	<b>3</b>	<b>4</b>	<b>5</b>	<b>6</b>	<b>7</b>	<b>8</b>	<b>9</b>	<b>10</b>
1	1:51.01	11:42.02	1:38.15	1:38.84	1:39.02	1:39.05	1:50.12			
<b>27</b>	<b>Lewis CARTER</b>									
<b>Lap</b>	<b>1</b>	<b>2</b>	<b>3</b>	<b>4</b>	<b>5</b>	<b>6</b>	<b>7</b>	<b>8</b>	<b>9</b>	<b>10</b>
1	2:29.23	11:56.71	1:43.34	1:44.32	1:43.13	1:43.30				
<b>47</b>	<b>Wayne LEWIS</b>									
<b>Lap</b>	<b>1</b>	<b>2</b>	<b>3</b>	<b>4</b>	<b>5</b>	<b>6</b>	<b>7</b>	<b>8</b>	<b>9</b>	<b>10</b>
1	1:54.59	11:56.91	1:39.29	1:41.19	1:40.41	2:17.40				
<b>48</b>	<b>Tom COLLER</b>									
<b>Lap</b>	<b>1</b>	<b>2</b>	<b>3</b>	<b>4</b>	<b>5</b>	<b>6</b>	<b>7</b>	<b>8</b>	<b>9</b>	<b>10</b>
1	1:55.27	11:57.95	1:40.20	1:40.33	1:39.93	1:39.99	1:40.55			
<b>61</b>	<b>Rob MEREDITH</b>									
<b>Lap</b>	<b>1</b>	<b>2</b>	<b>3</b>	<b>4</b>	<b>5</b>	<b>6</b>	<b>7</b>	<b>8</b>	<b>9</b>	<b>10</b>
1	2:18.26	11:41.90	1:44.10	1:42.03	1:42.22	1:41.75				

<b>67</b>	<b>David DRINKWATER</b>									
<b>Lap</b>	<b>1</b>	<b>2</b>	<b>3</b>	<b>4</b>	<b>5</b>	<b>6</b>	<b>7</b>	<b>8</b>	<b>9</b>	<b>10</b>
1	2:03.69	11:55.76	1:45.67	1:45.37	1:45.07	1:45.11				
<b>80</b>	<b>Russell CLARKE</b>									
<b>Lap</b>	<b>1</b>	<b>2</b>	<b>3</b>	<b>4</b>	<b>5</b>	<b>6</b>	<b>7</b>	<b>8</b>	<b>9</b>	<b>10</b>
1	1:56.65	12:00.74	1:42.07	1:41.28	1:41.25	1:41.84				
<b>82</b>	<b>Andrew LIGHTSTEAD</b>									
<b>Lap</b>	<b>1</b>	<b>2</b>	<b>3</b>	<b>4</b>	<b>5</b>	<b>6</b>	<b>7</b>	<b>8</b>	<b>9</b>	<b>10</b>
1	2:33.34	11:39.63	1:48.71	1:51.17	1:48.78	1:49.79				
<b>83</b>	<b>Matt MAXTED</b>									
<b>Lap</b>	<b>1</b>	<b>2</b>	<b>3</b>	<b>4</b>	<b>5</b>	<b>6</b>	<b>7</b>	<b>8</b>	<b>9</b>	<b>10</b>
1	1:59.26	12:00.60	1:48.80	1:44.43	1:45.07	1:44.68				
<b>99</b>	<b>Carl SHIELD</b>									
<b>Lap</b>	<b>1</b>	<b>2</b>	<b>3</b>	<b>4</b>	<b>5</b>	<b>6</b>	<b>7</b>	<b>8</b>	<b>9</b>	<b>10</b>
1	1:45.96	11:38.36	1:37.76	1:37.67	1:37.37	1:37.83	1:46.79			
<b>117</b>	<b>Adam SHEPHERD</b>									
<b>Lap</b>	<b>1</b>	<b>2</b>	<b>3</b>	<b>4</b>	<b>5</b>	<b>6</b>	<b>7</b>	<b>8</b>	<b>9</b>	<b>10</b>
1	1:42.02	11:40.14	1:37.19	1:37.62	1:38.29	1:41.97				



# RACE GRID



## Tegiwa M3 Cup & MTec Brakes 330 Challenge + Super Cooper Cup

### Race 14

ROW 12		
ROW 11		<b>67</b> 01:45.070 David DRINKWATER
ROW 10	<b>82</b> 01:48.710 Andrew LIGHTSTEAD	<b>8</b> 01:46.320 Bill REDDROP
ROW 9	<b>22</b> 01:44.450 Neil TROTTER	<b>83</b> 01:44.430 Matt MAXTED
ROW 8	<b>25</b> 01:43.780 Darren BALL	<b>27</b> 01:43.130 Lewis CARTER
ROW 7		
ROW 6		<b>16</b> 01:56.920 Jamie INGRAM
ROW 5	<b>9</b> 01:42.100 Amur ZARIF	<b>80</b> 01:41.250 Russell CLARKE
ROW 4	<b>11</b> 01:40.830 Nick WILLIAMSON	<b>48</b> 01:39.930 Tom COLLER
ROW 3	<b>47</b> 01:39.290 Wayne LEWIS	<b>10</b> 01:39.200 David WHITMORE
ROW 2	<b>26</b> 01:38.150 Paul COOK	<b>99</b> 01:37.370 Carl SHIELD
ROW 1	<b>4</b> 01:37.190 Simon WALKER-HANSEL	<b>117</b> 01:37.190 Adam SHEPHERD

**POLE**

10 SECOND DELAY BEFORE SECOND GROUP. No 67 grid position penalty from Silverstone.



Tegiwa M3 Cup + MTEC Brakes 330 Challenge + Super Cooper Cup

**Qualifying 8**

**2nd Best Times**

PI	No	Cl	Name	Car	Laps	2nd Best on Lap	
1	4	M3	Simon WALKER-HANSELL	BMW E46 M3	7	1:37.22	4
2	117	M3	Adam SHEPHERD	BMW E46 M3	6	1:37.62	4
3	99	M3	Carl SHIELD	BMW E46 M3	7	1:37.67	4
4	26	M3	Paul COOK	BMW E46 M3	7	1:38.84	4
5	10	M3	David WHITMORE	BMW E46 M3	6	1:39.49	4
6	48	M3	Tom COLLER	BMW E46 M3	7	1:39.99	6
7	47	M3	Wayne LEWIS	BMW E46 M3	6	1:40.41	5
8	11	M3	Nick WILLIAMSON	BMW E46 M3	5	1:40.83	5
9	80	M3	Russell CLARKE/SEE NOTE	BMW E46 M3	6	1:41.28	4
10	61	Inv	Rob MEREDITH	BMW E46 M3	6	1:42.03	4
11	9	M3	Amur ZARIF/SEE NOTE	BMW E46 M3	4	1:42.16	4
12	27	330	Lewis CARTER	BMW 330	6	1:43.30	6
13	25	330	Darren BALL	BMW 330	6	1:43.96	4
14	83	330	Matt MAXTED	BMW 330	6	1:44.68	6
15	67	330	David DRINKWATER	BMW 330	6	1:45.11	6
16	22	330	Neil TROTTER	BMW 330	6	1:45.13	5
17	8	330	Bill REDDROP	BMW 330	5	1:48.31	3
18	82	330	Andrew LIGHTSTEAD	BMW 330	6	1:48.78	5
19	16	M3	Jamie INGRAM	BMW E46 M3	1		0

**Not-Seen**

19	SC	Martin REYNOLDS	Mini Cooper S
3	M3	Alex KNIGHT	BMW E46 M3
33	M3	Luke SEDZIKOWSKI	BMW E46 M3

No 4 - best lap disallowed - track limits. No 9 & 80 - NO TRANSPONDER. YOU WILL NOT BE TIMED IN RACING IF NOT FIXED.

Weather / Track:

Start Time : 09:40


Rockingham ISSL

10 Sep 17 10:14


Clerk of Course :	Time Issued :	Chief Timekeeper : Terry Stevens
-------------------	---------------	----------------------------------

THESE RESULTS REMAIN PROVISIONAL FOR A MINIMUM OF 30 MINUTES FROM THE TIME OF ISSUE AND UNTIL ALL JUDICIAL AND TECHNICAL MATTERS HAVE BEEN SETTLED.

Results produced on HS Sports Timing and Results Systems. Results online at [www.750MC.co.uk](http://www.750MC.co.uk)



# RACE GRID



## Tegiwa M3 Cup & MTec Brakes 330 Challenge + Super Cooper Cup

### Race 18

ROW 12			
ROW 11			<b>82</b> 01:48.780 Andrew LIGHTSTEAD
ROW 10	<b>8</b> 01:48.310 Bill REDDROP		<b>22</b> 01:45.130 Neil TROTTER
ROW 9		<b>67</b> 01:45.110 David DRINKWATER	<b>83</b> 01:44.680 Matt MAXTED
ROW 8	<b>25</b> 01:43.960 Darren BALL		<b>27</b> 01:43.300 Lewis CARTER
ROW 7			
ROW 6		<b>16</b> - Jamie INGRAM	
ROW 5		<b>9</b> 01:42.160 Amur ZARIF	<b>80</b> 01:41.280 Russell CLARKE
ROW 4	<b>11</b> 01:40.830 Nick WILLIAMSON		<b>47</b> 01:40.410 Wayne LEWIS
ROW 3		<b>48</b> 01:39.990 Tom COLLER	<b>10</b> 01:39.490 David WHITMORE
ROW 2	<b>26</b> 01:38.840 Paul COOK		<b>99</b> 01:37.670 Carl SHIELD
ROW 1		<b>117</b> 01:37.620 Adam SHEPHERD	<b>4</b> 01:37.220 Simon WALKER-HANSEL

**POLE**

**10 SECOND DELAY BEFORE SECOND GROUP**