

Classic Stock Hatch Championship

Qualifying 7

Pl	No	Cl	Name	Car	Laps	Time on Lap	Behind	MPH	
1	72		Lee SCOTT	Ford Fiesta XR2i	11	1:24.56	7	78.76	
2	50		Benjamin LEACH	Ford Fiesta XR2i	11	1:24.83	7	0.27	78.51
3	1		Matt ROZIER	Peugeot 205 GTi	11	1:25.04	8	0.48	78.32
4	3		Matthew STUBINGTON	Peugeot 205 GTi	11	1:25.12	11	0.56	78.24
5	11		Andy PHILPOTTS	Ford Fiesta XR2i	11	1:25.16	7	0.60	78.21
6	4		Andrew THORPE	Citroen AX GTi	10	1:25.71	7	1.15	77.70
7	88		Martin CAYZER	Ford Fiesta XR2i	3	1:25.72	2	1.16	77.69
8	55		Marcus WARD	Ford Fiesta XR2i	2	1:25.84	2	1.28	77.59
9	28		Daniel FILLINGHAM	Peugeot 205 GTi	10	1:25.97	9	1.41	77.47
10	2		Pete MORGAN	Ford Fiesta XR2	11	1:27.47	11	2.91	76.14
11	87		Stewart PLACE	Peugeot 205 GTi	11	1:27.62	9	3.06	76.01
12	7		Derek ROZIER	Ford Fiesta XR2i	10	1:27.93	5	3.37	75.74
13	26		Paul BROCK	Ford Fiesta XR2i	10	1:28.55	7	3.99	75.21
14	24		Richard HERBERT	Ford Fiesta XR2	10	1:28.93	10	4.37	74.89
15	69		Scott WOODHEAD	Peugeot 205 GTi	10	1:29.02	6	4.46	74.81
16	92		Rick GROOM	Ford Fiesta XR2	10	1:30.80	10	6.24	73.35
17	16		Paul ROZIER	Peugeot 205 GTi	10	1:30.96	10	6.40	73.22
18	41		Jason WOOD	Vauxhall Nova GTE	10	1:31.47	7	6.91	72.81
19	33		Esther QUAINMERE	Vauxhall Nova GTE	10	1:31.47	10	6.91	72.81
20	73		Jason WATKINSON	Ford Fiesta XR2i	3	1:31.79	3	7.23	72.56
21	77		Craig EMMERSON	Ford Fiesta XR2	9	1:32.14	8	7.58	72.28
22	34		Ben WARD	Ford Fiesta XR2i	6	1:40.37	3	15.81	66.35
23	5		Edward COOPER	Vauxhall Nova GSi	1	2:19.27	1	54.71	47.82

Weather / Track:

Start Time : 11:24

Silverstone International

19 Aug 17 11:43

Clerk of Course :	Time Issued :	Chief Timekeeper : Terry Stevens
-------------------	---------------	----------------------------------

THESE RESULTS REMAIN PROVISIONAL FOR A MINIMUM OF 30 MINUTES FROM THE TIME OF ISSUE AND UNTIL ALL JUDICIAL AND TECHNICAL MATTERS HAVE BEEN SETTLED.

Demon Tweaks / Yokohama Classic Stock Hatch Championship


LAP TIMES - Qualifying 7

1	Matt ROZIER									
Lap	1	2	3	4	5	6	7	8	9	10
1		1:26.03	1:26.25	1:25.62	1:26.26	1:26.26	1:25.62	1:25.04	1:25.74	1:25.70
11	1:27.10									
2	Pete MORGAN									
Lap	1	2	3	4	5	6	7	8	9	10
1		1:27.79	1:27.59	1:27.86	1:28.54	1:27.78	1:27.77	1:28.29	1:28.09	1:27.48
11	1:27.47									
3	Matthew STUBINGTON									
Lap	1	2	3	4	5	6	7	8	9	10
1		1:26.73	1:26.57	1:26.10	1:26.89	1:25.65	1:26.27	1:25.77	1:25.42	1:25.14
11	1:25.12									
4	Andrew THORPE									
Lap	1	2	3	4	5	6	7	8	9	10
1	2:35.85	1:37.79	1:27.25	1:26.95	1:25.97	1:26.66	1:25.71	1:26.14	1:26.07	1:26.33
5	Edward COOPER									
Lap	1	2	3	4	5	6	7	8	9	10
1	2:19.27									
7	Derek ROZIER									
Lap	1	2	3	4	5	6	7	8	9	10
1	2:18.33	1:34.13	1:29.89	1:28.36	1:27.93	1:28.63	1:28.22	1:29.34	1:30.14	1:29.30
11	Andy PHILPOTTS									
Lap	1	2	3	4	5	6	7	8	9	10
1	2:24.13	1:29.80	1:26.56	1:25.49	1:25.71	1:26.22	1:25.16	1:26.44	1:25.69	1:26.52
11	1:29.21									
16	Paul ROZIER									
Lap	1	2	3	4	5	6	7	8	9	10
1	2:16.76	1:37.56	1:31.94	1:31.78	1:34.69	1:31.82	1:31.65	1:34.19	1:31.49	1:30.96
24	Richard HERBERT									
Lap	1	2	3	4	5	6	7	8	9	10
1	2:42.07	1:34.84	1:34.05	1:34.43	1:30.92	1:32.57	1:31.86	1:28.97	1:29.22	1:28.93
26	Paul BROCK									
Lap	1	2	3	4	5	6	7	8	9	10
1	2:13.47	1:34.06	1:31.97	1:31.88	1:29.10	1:28.83	1:28.55	1:29.29	1:32.71	1:28.94
28	Daniel FILLINGHAM									
Lap	1	2	3	4	5	6	7	8	9	10
1	2:14.00	1:32.69	1:30.54	1:28.43	1:27.54	1:26.99	1:26.68	1:26.62	1:25.97	1:26.19
33	Esther QUAINMERE									
Lap	1	2	3	4	5	6	7	8	9	10
1	2:13.09	1:46.51	1:39.66	1:37.49	1:36.56	1:37.27	1:34.27	1:33.17	1:32.20	1:31.47

34	Ben WARD										
	Lap	1	2	3	4	5	6	7	8	9	10
	1		1:55.15	1:40.37	1:46.70	1:51.42	2:18.32				
41	Jason WOOD										
	Lap	1	2	3	4	5	6	7	8	9	10
	1		1:33.94	1:33.82	1:33.91	1:33.86	1:31.60	1:31.47	1:32.57	1:33.91	1:32.30
50	Benjamin LEACH										
	Lap	1	2	3	4	5	6	7	8	9	10
	1		1:25.52	1:25.65	1:25.80	1:26.72	1:25.58	1:24.83	1:25.42	1:29.05	1:25.40
	11	1:25.15									
55	Marcus WARD										
	Lap	1	2	3	4	5	6	7	8	9	10
	1		1:25.84								
69	Scott WOODHEAD										
	Lap	1	2	3	4	5	6	7	8	9	10
	1	2:13.27	1:33.91	1:31.69	1:30.99	1:29.98	1:29.02	1:58.04	1:34.68	1:38.22	1:52.24
72	Lee SCOTT										
	Lap	1	2	3	4	5	6	7	8	9	10
	1	2:24.60	1:31.65	1:26.24	1:26.83	1:24.61	1:25.48	1:24.56	1:25.36	1:25.67	1:26.32
	11	1:25.90									
73	Jason WATKINSON										
	Lap	1	2	3	4	5	6	7	8	9	10
	1	2:18.23	1:39.46	1:31.79							
77	Craig EMMERSON										
	Lap	1	2	3	4	5	6	7	8	9	10
	1	2:27.13	1:46.52	1:40.43	1:38.10	1:34.16	1:33.68	1:32.50	1:32.14	1:33.17	
87	Stewart PLACE										
	Lap	1	2	3	4	5	6	7	8	9	10
	1		1:30.39	1:31.28	1:31.01	1:30.89	1:30.33	1:28.16	1:28.83	1:27.62	1:28.82
	11	1:34.19									
88	Martin CAYZER										
	Lap	1	2	3	4	5	6	7	8	9	10
	1		1:25.72	1:28.15							
92	Rick GROOM										
	Lap	1	2	3	4	5	6	7	8	9	10
	1	2:16.56	1:37.26	1:33.62	1:32.39	1:33.66	1:32.68	1:31.53	1:33.90	1:31.37	1:30.80



RACE GRID



Demon Tweeks / Yokohama Classic Stock Hatch Championship

Race 7

ROW 12	24		23	5	02:19.270 Edward COOPER	
ROW 11	22	34	01:40.370 Ben WARD	21	77	01:32.140 Craig EMMERSON
ROW 10	20	73	01:31.790 Jason WATKINSON	19	33	01:31.470 Esther QUAINMERE
ROW 9	18	41	01:31.470 Jason WOOD	17	16	01:30.960 Paul ROZIER
ROW 8	16	92	01:30.800 Rick GROOM	15	69	01:29.020 Scott WOODHEAD
ROW 7	14	24	01:28.930 Richard HERBERT	13	26	01:28.550 Paul BROCK
ROW 6	12	7	01:27.930 Derek ROZIER	11	87	01:27.620 Stewart PLACE
ROW 5	10	2	01:27.470 Pete MORGAN	9	28	01:25.970 Daniel FILLINGHAM
ROW 4	8	55	01:25.840 Marcus WARD	7	88	01:25.720 Martin CAYZER
ROW 3	6	3	01:25.120 Matthew STUBINGTON	5	4	01:25.710 Andrew THORPE
ROW 2	4	11	01:25.160 Andy PHILPOTTS	3	1	01:25.040 Matt ROZIER
ROW 1	2	50	01:24.830 Benjamin LEACH	1	72	01:24.560 Lee SCOTT

POLE

No 3 - 2 position penalty from previous meeting

Classic Stock Hatch Championship

Qualifying 7

2nd Best Times

Pl	No	Cl	Name	Car	Laps	2nd Best on Lap
1	72		Lee SCOTT	Ford Fiesta XR2i	11	1:24.61 5
2	3		Matthew STUBINGTON	Peugeot 205 GTi	11	1:25.14 10
3	50		Benjamin LEACH	Ford Fiesta XR2i	11	1:25.15 11
4	11		Andy PHILPOTTS	Ford Fiesta XR2i	11	1:25.49 4
5	1		Matt ROZIER	Peugeot 205 GTi	11	1:25.62 4
6	4		Andrew THORPE	Citroen AX GTi	10	1:25.97 5
7	28		Daniel FILLINGHAM	Peugeot 205 GTi	10	1:26.19 10
8	2		Pete MORGAN	Ford Fiesta XR2	11	1:27.48 10
9	88		Martin CAYZER	Ford Fiesta XR2i	3	1:28.15 3
10	87		Stewart PLACE	Peugeot 205 GTi	11	1:28.16 7
11	7		Derek ROZIER	Ford Fiesta XR2i	10	1:28.22 7
12	26		Paul BROCK	Ford Fiesta XR2i	10	1:28.83 6
13	24		Richard HERBERT	Ford Fiesta XR2	10	1:28.97 8
14	69		Scott WOODHEAD	Peugeot 205 GTi	10	1:29.98 5
15	92		Rick GROOM	Ford Fiesta XR2	10	1:31.37 9
16	16		Paul ROZIER	Peugeot 205 GTi	10	1:31.49 9
17	41		Jason WOOD	Vauxhall Nova GTE	10	1:31.60 6
18	33		Esther QUAINMERE	Vauxhall Nova GTE	10	1:32.20 9
19	77		Craig EMMERSON	Ford Fiesta XR2	9	1:32.50 7
20	73		Jason WATKINSON	Ford Fiesta XR2i	3	1:39.46 2
21	34		Ben WARD	Ford Fiesta XR2i	6	1:46.70 4
22	55		Marcus WARD	Ford Fiesta XR2i	2	0
23	5		Edward COOPER	Vauxhall Nova GSi	1	0

Weather / Track:

Start Time : 11:24


Silverstone International

19 Aug 17 11:46


Clerk of Course :	Time Issued :	Chief Timekeeper : Terry Stevens
-------------------	---------------	----------------------------------

THESE RESULTS REMAIN PROVISIONAL FOR A MINIMUM OF 30 MINUTES FROM THE TIME OF ISSUE AND UNTIL ALL JUDICIAL AND TECHNICAL MATTERS HAVE BEEN SETTLED.

Results produced on HS Sports Timing and Results Systems. Results online at www.750MC.co.uk



RACE GRID



Demon Tweeks / Yokohama Classic Stock Hatch Championship

Race 12

ROW 12	24		23	5	Edward COOPER	
ROW 11	22	34	01:46.700 Ben WARD	21	73	01:39.460 Jason WATKINSON
ROW 10	20	55	01:32.750 Marcus WARD	19	77	01:32.500 Craig EMMERSON
ROW 9	18	33	01:32.200 Esther QUAINMERE	17	41	01:31.600 Jason WOOD
ROW 8	16	16	01:31.490 Paul ROZIER	15	92	01:31.370 Rick GROOM
ROW 7	14	69	01:29.980 Scott WOODHEAD	13	24	01:28.970 Richard HERBERT
ROW 6	12	26	01:28.830 Paul BROCK	11	7	01:28.220 Derek ROZIER
ROW 5	10	87	01:28.160 Stewart PLACE	9	88	01:28.150 Martin CAYZER
ROW 4	8	2	01:27.480 Pete MORGAN	7	28	01:26.190 Daniel FILLINGHAM
ROW 3	6	4	01:25.970 Andrew THORPE	5	1	01:25.620 Matt ROZIER
ROW 2	4	11	01:25.490 Andy PHILPOTTS	3	50	01:25.150 Benjamin LEACH
ROW 1	2	3	01:25.140 Matthew STUBINGTON	1	72	01:24.610 Lee SCOTT
POLE						

