

# Classic Stock Hatch Championship

## Qualifying 5

Pl	No	Cl	Name	Car	Laps	Time on Lap	Behind	MPH	
1	3		Matt ROZIER	Peugeot 205 GTi	9	1:23.48	7	79.78	
2	2		Matthew STUBBINGTON	Peugeot 205 GTi	10	1:23.83	9	0.35	79.45
3	55		Marcus WARD	Ford Fiesta XR2i	10	1:24.01	10	0.53	79.28
4	4		Andrew THORPE	Citroen AX GTi	9	1:24.03	8	0.55	79.26
5	1		Lee SCOTT	Ford Fiesta XR2i	10	1:24.07	8	0.59	79.22
6	11		Andy PHILPOTTS	Ford Fiesta XR2i	10	1:24.14	4	0.66	79.15
7	88		Martin CAYZER	Ford Fiesta XR2i	10	1:24.17	9	0.69	79.13
8	5		Edward COOPER	Vauxhall Nova GSi	10	1:24.27	10	0.79	79.03
9	41		Jason WOOD	Vauxhall Nova GTE	9	1:24.45	4	0.97	78.86
10	28		Daniel FILLINGHAM	Peugeot 205 GTi	9	1:24.82	7	1.34	78.52
11	87		Stewart PLACE	Peugeot 205 GTi	10	1:25.08	5	1.60	78.28
12	69		Scott WOODHEAD	Peugeot 205 GTi	9	1:25.24	6	1.76	78.13
13	99		Scott WARD	Ford Fiesta XR2i	10	1:25.36	3	1.88	78.02
14	34		Ben WARD	Ford Fiesta XR2i	9	1:25.79	9	2.31	77.63
15	26		Paul BROCK	Ford Fiesta XR2i	9	1:26.29	9	2.81	77.18
16	12		James HASLEHURST/Improve transponder location	Peugeot 205 GTi	9	1:26.41	8	2.93	77.07
17	7		Derek ROZIER	Peugeot 205 GTi	9	1:27.41	9	3.93	76.19
18	73		Jason WATKINSON	Ford Fiesta XR2i	9	1:27.44	5	3.96	76.17
19	39		Martin RODGERS	Peugeot 205 GTi	9	1:27.90	5	4.42	75.77
20	92		Rick GROOM	Ford Fiesta XR2	9	1:28.22	9	4.74	75.49
21	16		Paul ROZIER	Peugeot 205 GTi	4	1:28.30	3	4.82	75.42
22	91		Steve GROOM	Ford Fiesta XR2	9	1:28.97	8	5.49	74.86
23	18		Darren BRASSINGTHWAIGHTE	Peugeot 205 GTi	8	1:31.22	7	7.74	73.01
24	62		Alan DULY	Ford Fiesta XR2i	8	1:31.36	8	7.88	72.90

Weather / Track:

Start Time : 10:36

Silverstone International

11 Aug 18 10:55

Clerk of Course :	Time Issued :	Chief Timekeeper : Terry Stevens
-------------------	---------------	----------------------------------


THESE RESULTS REMAIN PROVISIONAL FOR A MINIMUM OF 30 MINUTES FROM THE TIME OF ISSUE AND UNTIL ALL JUDICIAL AND TECHNICAL MATTERS HAVE BEEN SETTLED.

# Demon Tweeks / Yokohama Classic Stock Hatch Championship


## LAP TIMES - Qualifying 5

<b>1</b>	<b>Lee SCOTT</b>										
	<b>Lap</b>	<b>1</b>	<b>2</b>	<b>3</b>	<b>4</b>	<b>5</b>	<b>6</b>	<b>7</b>	<b>8</b>	<b>9</b>	<b>10</b>
	1	1:25.99	1:25.38	1:24.55	1:24.74	1:24.10	1:24.17	1:24.68	1:24.07	1:24.07	1:24.65
<b>2</b>	<b>Matthew STUBBINGTON</b>										
	<b>Lap</b>	<b>1</b>	<b>2</b>	<b>3</b>	<b>4</b>	<b>5</b>	<b>6</b>	<b>7</b>	<b>8</b>	<b>9</b>	<b>10</b>
	1	1:26.06	1:24.80	1:23.91	1:24.10	1:24.12	1:24.64	1:24.56	1:24.01	1:23.83	1:24.04
<b>3</b>	<b>Matt ROZIER</b>										
	<b>Lap</b>	<b>1</b>	<b>2</b>	<b>3</b>	<b>4</b>	<b>5</b>	<b>6</b>	<b>7</b>	<b>8</b>	<b>9</b>	<b>10</b>
	1	1:24.67	1:24.61	1:24.39	1:24.49	1:24.50	1:24.07	1:23.48	1:23.70	1:24.00	
<b>4</b>	<b>Andrew THORPE</b>										
	<b>Lap</b>	<b>1</b>	<b>2</b>	<b>3</b>	<b>4</b>	<b>5</b>	<b>6</b>	<b>7</b>	<b>8</b>	<b>9</b>	<b>10</b>
	1	1:25.47	1:25.18	1:24.52	1:24.72	1:24.72	1:25.09	1:24.17	1:24.03	1:25.75	
<b>5</b>	<b>Edward COOPER</b>										
	<b>Lap</b>	<b>1</b>	<b>2</b>	<b>3</b>	<b>4</b>	<b>5</b>	<b>6</b>	<b>7</b>	<b>8</b>	<b>9</b>	<b>10</b>
	1	1:25.49	1:24.65	1:24.91	1:24.91	1:24.61	1:24.54	1:24.41	1:24.62	1:25.24	1:24.27
<b>7</b>	<b>Derek ROZIER</b>										
	<b>Lap</b>	<b>1</b>	<b>2</b>	<b>3</b>	<b>4</b>	<b>5</b>	<b>6</b>	<b>7</b>	<b>8</b>	<b>9</b>	<b>10</b>
	1	1:31.85	1:28.37	1:28.73	1:29.47	1:27.87	1:27.99	1:29.54	1:29.42	1:27.41	
<b>11</b>	<b>Andy PHILPOTTS</b>										
	<b>Lap</b>	<b>1</b>	<b>2</b>	<b>3</b>	<b>4</b>	<b>5</b>	<b>6</b>	<b>7</b>	<b>8</b>	<b>9</b>	<b>10</b>
	1	1:26.29	1:25.32	1:24.61	1:24.14	1:24.26	1:25.99	1:24.46	1:24.52	1:24.47	1:24.36
<b>12</b>	<b>James HASLEHURST</b>										
	<b>Lap</b>	<b>1</b>	<b>2</b>	<b>3</b>	<b>4</b>	<b>5</b>	<b>6</b>	<b>7</b>	<b>8</b>	<b>9</b>	<b>10</b>
	1	1:28.74	1:29.49	1:27.55	1:27.34	1:27.27	1:27.19	1:27.02	1:26.41	1:58.10	
<b>16</b>	<b>Paul ROZIER</b>										
	<b>Lap</b>	<b>1</b>	<b>2</b>	<b>3</b>	<b>4</b>	<b>5</b>	<b>6</b>	<b>7</b>	<b>8</b>	<b>9</b>	<b>10</b>
	1	1:31.49	1:29.49	1:28.30	3:08.81						
<b>18</b>	<b>Darren BRASSINGTHWAIGHTE</b>										
	<b>Lap</b>	<b>1</b>	<b>2</b>	<b>3</b>	<b>4</b>	<b>5</b>	<b>6</b>	<b>7</b>	<b>8</b>	<b>9</b>	<b>10</b>
	1	1:37.24	1:36.28	1:34.05	1:34.92	1:34.48	1:32.54	1:31.22	1:31.33		
<b>26</b>	<b>Paul BROCK</b>										
	<b>Lap</b>	<b>1</b>	<b>2</b>	<b>3</b>	<b>4</b>	<b>5</b>	<b>6</b>	<b>7</b>	<b>8</b>	<b>9</b>	<b>10</b>
	1	1:27.68	1:27.64	1:26.76	1:27.01	1:27.01	1:26.35	1:27.47	1:26.55	1:26.29	
<b>28</b>	<b>Daniel FILLINGHAM</b>										
	<b>Lap</b>	<b>1</b>	<b>2</b>	<b>3</b>	<b>4</b>	<b>5</b>	<b>6</b>	<b>7</b>	<b>8</b>	<b>9</b>	<b>10</b>
	1	1:27.01	1:26.51	1:26.04	1:26.08	1:26.09	1:25.77	1:24.82	1:24.96	1:27.63	
<b>34</b>	<b>Ben WARD</b>										
	<b>Lap</b>	<b>1</b>	<b>2</b>	<b>3</b>	<b>4</b>	<b>5</b>	<b>6</b>	<b>7</b>	<b>8</b>	<b>9</b>	<b>10</b>
	1	1:30.78	1:30.19	1:26.73	1:27.31	1:25.85	1:27.24	1:38.66	1:31.84	1:25.79	

<b>39</b>	<b>Martin RODGERS</b>										
	<b>Lap</b>	<b>1</b>	<b>2</b>	<b>3</b>	<b>4</b>	<b>5</b>	<b>6</b>	<b>7</b>	<b>8</b>	<b>9</b>	<b>10</b>
	1	1:29.34	1:28.34	1:29.37	1:28.21	1:27.90	1:28.66	1:28.99	1:28.09	1:29.15	
<b>41</b>	<b>Jason WOOD</b>										
	<b>Lap</b>	<b>1</b>	<b>2</b>	<b>3</b>	<b>4</b>	<b>5</b>	<b>6</b>	<b>7</b>	<b>8</b>	<b>9</b>	<b>10</b>
	1	1:27.92	1:26.07	1:26.21	1:24.45	1:28.06	1:26.05	1:26.12	1:26.08	1:25.93	
<b>55</b>	<b>Marcus WARD</b>										
	<b>Lap</b>	<b>1</b>	<b>2</b>	<b>3</b>	<b>4</b>	<b>5</b>	<b>6</b>	<b>7</b>	<b>8</b>	<b>9</b>	<b>10</b>
	1	1:24.98	1:24.36	1:24.40	1:24.49	1:24.21	1:24.22	1:24.45	1:24.29	1:24.38	1:24.01
<b>62</b>	<b>Alan DULY</b>										
	<b>Lap</b>	<b>1</b>	<b>2</b>	<b>3</b>	<b>4</b>	<b>5</b>	<b>6</b>	<b>7</b>	<b>8</b>	<b>9</b>	<b>10</b>
	1	1:41.93	1:35.01	1:34.24	1:33.79	1:34.05	1:33.21	1:34.29	1:31.36		
<b>69</b>	<b>Scott WOODHEAD</b>										
	<b>Lap</b>	<b>1</b>	<b>2</b>	<b>3</b>	<b>4</b>	<b>5</b>	<b>6</b>	<b>7</b>	<b>8</b>	<b>9</b>	<b>10</b>
	1	1:26.63	1:26.30	1:26.38	1:27.19	1:27.20	1:25.24	1:25.53	1:26.36	1:25.53	
<b>73</b>	<b>Jason WATKINSON</b>										
	<b>Lap</b>	<b>1</b>	<b>2</b>	<b>3</b>	<b>4</b>	<b>5</b>	<b>6</b>	<b>7</b>	<b>8</b>	<b>9</b>	<b>10</b>
	1	1:32.03	1:29.93	1:31.34	1:31.18	1:27.44	1:29.08	1:29.62	1:41.67	1:28.00	
<b>87</b>	<b>Stewart PLACE</b>										
	<b>Lap</b>	<b>1</b>	<b>2</b>	<b>3</b>	<b>4</b>	<b>5</b>	<b>6</b>	<b>7</b>	<b>8</b>	<b>9</b>	<b>10</b>
	1	1:26.88	1:26.23	1:26.12	1:26.13	1:25.08	1:25.74	1:25.70	1:25.81	1:26.05	1:25.39
<b>88</b>	<b>Martin CAYZER</b>										
	<b>Lap</b>	<b>1</b>	<b>2</b>	<b>3</b>	<b>4</b>	<b>5</b>	<b>6</b>	<b>7</b>	<b>8</b>	<b>9</b>	<b>10</b>
	1	1:25.68	1:24.50	1:25.26	1:25.21	1:25.16	1:24.76	1:24.44	1:24.60	1:24.17	1:24.91
<b>91</b>	<b>Steve GROOM</b>										
	<b>Lap</b>	<b>1</b>	<b>2</b>	<b>3</b>	<b>4</b>	<b>5</b>	<b>6</b>	<b>7</b>	<b>8</b>	<b>9</b>	<b>10</b>
	1	1:30.35	1:29.79	1:30.71	1:35.71	1:35.71	1:32.12	1:30.11	1:28.97	1:29.13	
<b>92</b>	<b>Rick GROOM</b>										
	<b>Lap</b>	<b>1</b>	<b>2</b>	<b>3</b>	<b>4</b>	<b>5</b>	<b>6</b>	<b>7</b>	<b>8</b>	<b>9</b>	<b>10</b>
	1	1:30.59	1:28.88	1:29.89	1:29.17	1:29.17	1:29.04	1:28.24	1:29.42	1:28.22	
<b>99</b>	<b>Scott WARD</b>										
	<b>Lap</b>	<b>1</b>	<b>2</b>	<b>3</b>	<b>4</b>	<b>5</b>	<b>6</b>	<b>7</b>	<b>8</b>	<b>9</b>	<b>10</b>
	1	1:26.32	1:25.51	1:25.36	1:25.71	1:25.39	1:30.68	1:26.45	1:25.37	1:25.98	1:32.61




# RACE GRID



## Demon Tweeks / Yokohama Classic Stock Hatch Championship

### Race 5

ROW 12	24	<b>62</b>	01:31.360 Alan DULY	23	<b>18</b>	01:31.220 Darren BRASSINGTHWAI	
ROW 11		22	<b>91</b>	01:28.970 Steve GROOM	21	<b>16</b>	01:28.300 Paul ROZIER
ROW 10		20	<b>92</b>	01:28.220 Rick GROOM	19	<b>39</b>	01:27.900 Martin RODGERS
ROW 9		18	<b>73</b>	01:27.440 Jason WATKINSON	17	<b>7</b>	01:27.410 Derek ROZIER
ROW 8		16	<b>12</b>	01:26.410 James HASLEHURST	15	<b>26</b>	01:26.290 Paul BROCK
ROW 7		14	<b>34</b>	01:25.790 Ben WARD	13	<b>99</b>	01:25.360 Scott WARD
ROW 6		12	<b>69</b>	01:25.240 Scott WOODHEAD	11	<b>87</b>	01:25.080 Stewart PLACE
ROW 5		10	<b>28</b>	01:24.820 Daniel FILLINGHAM	9	<b>41</b>	01:24.450 Jason WOOD
ROW 4		8	<b>5</b>	01:24.270 Edward COOPER	7	<b>88</b>	01:24.170 Martin CAYZER
ROW 3		6	<b>11</b>	01:24.140 Andy PHILPOTTS	5	<b>1</b>	01:24.070 Lee SCOTT
ROW 2		4	<b>4</b>	01:24.030 Andrew THORPE	3	<b>55</b>	01:24.010 Marcus WARD
ROW 1		2	<b>2</b>	01:23.830 Matthew STUBBINGTON	1	<b>3</b>	01:23.480 Matt ROZIER
<b>POLE</b>							



## Classic Stock Hatch Championship

### Qualifying 5

#### 2nd Best Times

Pl	No	Cl	Name	Car	Laps	2nd Best on Lap	
1	3		Matt ROZIER	Peugeot 205 GTi	9	1:23.70	8
2	2		Matthew STUBBINGTON	Peugeot 205 GTi	10	1:23.91	3
3	1		Lee SCOTT	Ford Fiesta XR2i	10	1:24.07	9
4	4		Andrew THORPE	Citroen AX GTi	9	1:24.17	7
5	55		Marcus WARD	Ford Fiesta XR2i	10	1:24.21	5
6	11		Andy PHILPOTTS	Ford Fiesta XR2i	10	1:24.26	5
7	5		Edward COOPER	Vauxhall Nova GSi	10	1:24.41	7
8	88		Martin CAYZER	Ford Fiesta XR2i	10	1:24.44	7
9	28		Daniel FILLINGHAM	Peugeot 205 GTi	9	1:24.96	8
10	99		Scott WARD	Ford Fiesta XR2i	10	1:25.37	8
11	87		Stewart PLACE	Peugeot 205 GTi	10	1:25.39	10
12	69		Scott WOODHEAD	Peugeot 205 GTi	9	1:25.53	7
13	34		Ben WARD	Ford Fiesta XR2i	9	1:25.85	5
14	41		Jason WOOD	Vauxhall Nova GTE	9	1:25.93	9
15	26		Paul BROCK	Ford Fiesta XR2i	9	1:26.35	6
16	12		James HASLEHURST/Improve transponder location	Peugeot 205 GTi	9	1:27.02	7
17	7		Derek ROZIER	Peugeot 205 GTi	9	1:27.87	5
18	73		Jason WATKINSON	Ford Fiesta XR2i	9	1:28.00	9
19	39		Martin RODGERS	Peugeot 205 GTi	9	1:28.09	8
20	92		Rick GROOM	Ford Fiesta XR2	9	1:28.24	7
21	91		Steve GROOM	Ford Fiesta XR2	9	1:29.13	9
22	16		Paul ROZIER	Peugeot 205 GTi	4	1:29.49	2
23	18		Darren BRASSINGTHWAIGHTE	Peugeot 205 GTi	8	1:31.33	8
24	62		Alan DULY	Ford Fiesta XR2i	8	1:33.21	6

Weather / Track:

Start Time : 10:36

Silverstone International

11 Aug 18 10:56


Clerk of Course :	Time Issued :	Chief Timekeeper : Terry Stevens
-------------------	---------------	----------------------------------

THESE RESULTS REMAIN PROVISIONAL FOR A MINIMUM OF 30 MINUTES FROM THE TIME OF ISSUE AND UNTIL ALL JUDICIAL AND TECHNICAL MATTERS HAVE BEEN SETTLED.

Results produced on HS Sports Timing and Results Systems. Results online at [www.750MC.co.uk](http://www.750MC.co.uk)



# RACE GRID



## Demon Tweeks / Yokohama Classic Stock Hatch Championship

### Race 14

ROW 12	24	<b>62</b>	01:33.210 Alan DULY	23	<b>18</b>	01:31.330 Darren BRASSINGTHWAI
ROW 11	22	<b>16</b>	01:29.490 Paul ROZIER	21	<b>91</b>	01:29.130 Steve GROOM
ROW 10	20	<b>92</b>	01:28.240 Rick GROOM	19	<b>39</b>	01:28.090 Martin RODGERS
ROW 9	18	<b>73</b>	01:28.000 Jason WATKINSON	17	<b>7</b>	01:27.870 Derek ROZIER
ROW 8	16	<b>12</b>	01:27.020 James HASLEHURST	15	<b>26</b>	01:26.350 Paul BROCK
ROW 7	14	<b>41</b>	01:25.930 Jason WOOD	13	<b>34</b>	01:25.850 Ben WARD
ROW 6	12	<b>69</b>	01:25.530 Scott WOODHEAD	11	<b>87</b>	01:25.390 Stewart PLACE
ROW 5	10	<b>99</b>	01:25.370 Scott WARD	9	<b>28</b>	01:24.960 Daniel FILLINGHAM
ROW 4	8	<b>88</b>	01:24.440 Martin CAYZER	7	<b>5</b>	01:24.410 Edward COOPER
ROW 3	6	<b>11</b>	01:24.260 Andy PHILPOTTS	5	<b>55</b>	01:24.210 Marcus WARD
ROW 2	4	<b>4</b>	01:24.170 Andrew THORPE	3	<b>1</b>	01:24.070 Lee SCOTT
ROW 1	2	<b>2</b>	01:23.910 Matthew STUBBINGTON	1	<b>3</b>	01:23.700 Matt ROZIER
<b>POLE</b>						

