



**Aim Technologies Bikesports Championship**

**Qualifying 3**

PI	No	Cl	Name	Car	Laps	Time on Lap	Behind	MPH
1	10	B	Chris PREEN	Radical SR3 RS	8	1:51.86	6 0.01	95.55
2	99	B	Stefano LEANEY	Radical PR6	7	1:51.92	5 0.07	95.50
3	111	B	Aaron BAILEY	Radical SR3	7	1:54.04	7 2.19	93.73
4	14	B	John MACLEOD	Radical SR3 RSX	8	1:54.57	7 2.72	93.29
5	7	B	Julian GRIFFITHS	Radical PR6	7	1:55.17	4 3.32	92.81
6	2	C	Joe WIGGIN	Sabre G2	6	1:57.03	5 5.18	91.33
7	50	A	Doug CARTER	Radical PR6	8	1:57.18	6 5.33	91.21
8	25	A	James BREAKELL	Radical SR3 RSX	7	1:57.18	7 5.33	91.21
9	5	B	Bruce CRAWLEY	Radical SR3 RSX	7	1:59.05	7 7.20	89.78
10	30	B	Mark GRASON	Radical SR3	7	2:02.49	4 10.64	87.26
11	42	A	Paul PEARCE	Radical SR3 RSX	7	2:02.60	6 10.75	87.18
12	81	B	Julian CALDWELL	Radical SR3 RS	6	2:03.16	6 11.31	86.78
13	56	B	Jon WATSON	Radical SR3	7	2:06.24	4 14.39	84.67

**Not-Seen**

21 B Charles ADRIAN Radical SR3

No 81 & 99 - bestg lap time removed - track limits

Weather / Track:

Start Time : 10:22

Snetterton 300

24 Sep 17 10:43

Clerk of Course :	Time Issued :	Chief Timekeeper : Terry Stevens
-------------------	---------------	----------------------------------


THESE RESULTS REMAIN PROVISIONAL FOR A MINIMUM OF 30 MINUTES FROM THE TIME OF ISSUE AND UNTIL ALL JUDICIAL AND TECHNICAL MATTERS HAVE BEEN SETTLED.

Results produced on HS Sports Timing and Results Systems. Results online at [www.750MC.co.uk](http://www.750MC.co.uk)


# Aim Technologies Bikesports Championship

## LAP TIMES - Qualifying 3

<b>2</b>	<b>Joe WIGGIN</b>										
	<b>Lap</b>	<b>1</b>	<b>2</b>	<b>3</b>	<b>4</b>	<b>5</b>	<b>6</b>	<b>7</b>	<b>8</b>	<b>9</b>	<b>10</b>
	1	2:23.72	2:00.78	1:59.91	1:57.10	1:57.03	1:57.99				
<b>5</b>	<b>Bruce CRAWLEY</b>										
	<b>Lap</b>	<b>1</b>	<b>2</b>	<b>3</b>	<b>4</b>	<b>5</b>	<b>6</b>	<b>7</b>	<b>8</b>	<b>9</b>	<b>10</b>
	1	2:24.43	2:04.90	2:04.25	1:59.21	1:59.08	1:59.07	1:59.05			
<b>7</b>	<b>Julian GRIFFITHS</b>										
	<b>Lap</b>	<b>1</b>	<b>2</b>	<b>3</b>	<b>4</b>	<b>5</b>	<b>6</b>	<b>7</b>	<b>8</b>	<b>9</b>	<b>10</b>
	1	2:17.78	2:03.17	1:56.27	1:55.17	2:05.64	1:55.23	1:58.63			
<b>10</b>	<b>Chris PREEN</b>										
	<b>Lap</b>	<b>1</b>	<b>2</b>	<b>3</b>	<b>4</b>	<b>5</b>	<b>6</b>	<b>7</b>	<b>8</b>	<b>9</b>	<b>10</b>
	1	2:13.94	1:57.75	1:55.25	1:53.04	1:52.74	1:51.86	1:53.30	1:52.38		
<b>14</b>	<b>John MACLEOD</b>										
	<b>Lap</b>	<b>1</b>	<b>2</b>	<b>3</b>	<b>4</b>	<b>5</b>	<b>6</b>	<b>7</b>	<b>8</b>	<b>9</b>	<b>10</b>
	1	2:17.40	2:01.58	1:59.37	1:56.28	1:55.29	1:54.63	1:54.57	2:15.36		
<b>25</b>	<b>James BREAKELL</b>										
	<b>Lap</b>	<b>1</b>	<b>2</b>	<b>3</b>	<b>4</b>	<b>5</b>	<b>6</b>	<b>7</b>	<b>8</b>	<b>9</b>	<b>10</b>
	1	2:18.16	2:04.45	1:59.92	3:19.44	2:04.39	1:57.32	1:57.18			
<b>30</b>	<b>Mark GRASON</b>										
	<b>Lap</b>	<b>1</b>	<b>2</b>	<b>3</b>	<b>4</b>	<b>5</b>	<b>6</b>	<b>7</b>	<b>8</b>	<b>9</b>	<b>10</b>
	1	2:31.86	2:09.14	2:04.34	2:02.49	2:04.02	2:03.09	3:15.25			
<b>42</b>	<b>Paul PEARCE</b>										
	<b>Lap</b>	<b>1</b>	<b>2</b>	<b>3</b>	<b>4</b>	<b>5</b>	<b>6</b>	<b>7</b>	<b>8</b>	<b>9</b>	<b>10</b>
	1	2:51.23	2:14.11	2:05.99	2:04.42	2:02.87	2:02.60	2:03.32			
<b>50</b>	<b>Doug CARTER</b>										
	<b>Lap</b>	<b>1</b>	<b>2</b>	<b>3</b>	<b>4</b>	<b>5</b>	<b>6</b>	<b>7</b>	<b>8</b>	<b>9</b>	<b>10</b>
	1	2:16.78	1:59.62	1:58.20	1:58.30	1:59.49	1:57.18	2:00.42	1:59.78		
<b>56</b>	<b>Jon WATSON</b>										
	<b>Lap</b>	<b>1</b>	<b>2</b>	<b>3</b>	<b>4</b>	<b>5</b>	<b>6</b>	<b>7</b>	<b>8</b>	<b>9</b>	<b>10</b>
	1	2:43.19	2:22.81	2:08.75	2:06.24	2:06.46	2:08.23	2:07.01			
<b>81</b>	<b>Julian CALDWELL</b>										
	<b>Lap</b>	<b>1</b>	<b>2</b>	<b>3</b>	<b>4</b>	<b>5</b>	<b>6</b>	<b>7</b>	<b>8</b>	<b>9</b>	<b>10</b>
	1	2:20.46	2:04.47	2:04.86	2:03.68	-	2:03.16				
<b>99</b>	<b>Stefano LEANEY</b>										
	<b>Lap</b>	<b>1</b>	<b>2</b>	<b>3</b>	<b>4</b>	<b>5</b>	<b>6</b>	<b>7</b>	<b>8</b>	<b>9</b>	<b>10</b>
	1	2:09.14	1:55.00	-	1:52.87	1:51.92	3:00.89	1:55.61			
<b>111</b>	<b>Aaron BAILEY</b>										
	<b>Lap</b>	<b>1</b>	<b>2</b>	<b>3</b>	<b>4</b>	<b>5</b>	<b>6</b>	<b>7</b>	<b>8</b>	<b>9</b>	<b>10</b>
	1	2:20.75	2:04.31	1:59.83	1:55.28	1:54.46	1:56.41	1:54.04			



# RACE GRID



## Race 2

### Aim Technologies Bikesports Championship

ROW 8				
		15		16
ROW 7	<b>30</b> 02:02.490 Mark GRASON			
	13		14	
ROW 6		<b>56</b> 02:06.240 Jon WATSON		<b>81</b> 02:03.160 Julian CALDWELL
		11		12
ROW 5	<b>5</b> 01:59.050 Bruce CRAWLEY		<b>42</b> 02:02.600 Paul PEARCE	
	9		10	
ROW 4		<b>50</b> 01:57.180 Doug CARTER		<b>25</b> 01:57.180 James BREAKELL
		7		8
ROW 3	<b>7</b> 01:55.170 Julian GRIFFITHS		<b>2</b> 01:57.030 Joe WIGGIN	
	5		6	
ROW 2		<b>111</b> 01:54.040 Aaron BAILEY		<b>14</b> 01:54.570 John MACLEOD
		3		4
ROW 1	<b>10</b> 01:51.860 Chris PREEN		<b>99</b> 01:51.920 Stefano LEANEY	
	1		2	
	<b>POLE</b>			

GRID PENALTIES FROM SILVERSTONE: 81 - 2 positions; 30 - 4 positions.



Aim Technologies Bikesports Championship

Qualifying 3

Second Best Times

Pl	No	Cl	Name	Car	Laps	2nd Best on Lap
1	10	B	Chris PREEN	Radical SR3 RS	8	1:52.38 8
2	99	B	Stefano LEANEY	Radical PR6	7	1:52.87 4
3	111	B	Aaron BAILEY	Radical SR3	7	1:54.46 5
4	14	B	John MACLEOD	Radical SR3 RSX	8	1:54.63 6
5	7	B	Julian GRIFFITHS	Radical PR6	7	1:55.23 6
6	2	C	Joe WIGGIN	Sabre G2	6	1:57.10 4
7	25	A	James BREAKELL	Radical SR3 RSX	7	1:57.32 6
8	50	A	Doug CARTER	Radical PR6	8	1:58.20 3
9	5	B	Bruce CRAWLEY	Radical SR3 RSX	7	1:59.07 6
10	42	A	Paul PEARCE	Radical SR3 RSX	7	2:02.87 5
11	30	B	Mark GRASON	Radical SR3	7	2:03.09 6
12	81	B	Julian CALDWELL	Radical SR3 RS	6	2:03.68 4
13	56	B	Jon WATSON	Radical SR3	7	2:06.46 5

Not-Seen

21 B Charles ADRIAN Radical SR3

No 81 & 99 - bestg lap time removed - track limits

Weather / Track:

Start Time : 10:22

Snetterton 300

24 Sep 17 10:47


Clerk of Course :	Time Issued :	Chief Timekeeper : Terry Stevens
-------------------	---------------	----------------------------------

THESE RESULTS REMAIN PROVISIONAL FOR A MINIMUM OF 30 MINUTES FROM THE TIME OF ISSUE AND UNTIL ALL JUDICIAL AND TECHNICAL MATTERS HAVE BEEN SETTLED.

Results produced on HS Sports Timing and Results Systems. Results online at [www.750MC.co.uk](http://www.750MC.co.uk)



# RACE GRID



## Race 7

### Aim Technologies Bikesports Championship

ROW 8					
		15		16	
ROW 7	<b>56</b> 02:06.460 Jon WATSON				
	13		14		
ROW 6		<b>30</b> 02:03.090 Mark GRASON		<b>81</b> 02:03.680 Julian CALDWELL	
		11		12	
ROW 5	<b>5</b> 01:59.070 Bruce CRAWLEY		<b>42</b> 02:02.870 Paul PEARCE		
	9		10		
ROW 4		<b>25</b> 01:57.320 James BREAKELL		<b>50</b> 01:58.200 Doug CARTER	
		7		8	
ROW 3	<b>7</b> 01:55.230 Julian GRIFFITHS		<b>2</b> 01:57.100 Joe WIGGIN		
	5		6		
ROW 2		<b>111</b> 01:54.460 Aaron BAILEY		<b>14</b> 01:54.630 John MACLEOD	
		3		4	
ROW 1	<b>10</b> 01:52.380 Chris PREEN		<b>99</b> 01:52.870 Stefano LEANEY		
	1		2		
	<b>POLE</b>				